

CF.INI

Sensor/actuator



Cable type		Jacket	Page
Sensor/actuator CF9 - CF.INI (minimum bend radius 5 x d)			
		TPE	475
		TPE	477
		TPE	479
		TPE	481
Sensor/actuator CF10 - CF.INI (minimum bend radius 5 x d) 360° shielded			
		TPE	483
		TPE	483
Sensor/actuator CF98 - CF.INI (minimum bend radius 4 x d)			
		TPE	485
		TPE	485
		TPE	487
		TPE	487
chainflex® cables for actuator/sensor distribution box			
		TPE	488
		TPE	488
		TPE	489



igus 36-month chainflex cable guarantee and service life calculator based on 2 billion test cycles per year



Harnessed sensor/actuator cables

Connection and Linking cables M12 x 1:
Bend radius, e-chain®: minimum 5 x d

Electrical information

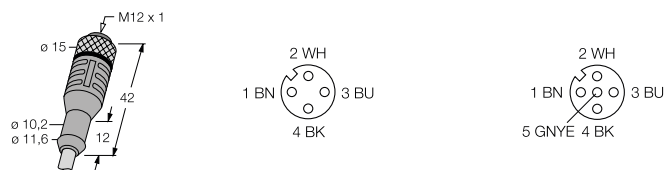
	5-pole	4-pole
Number of poles	5	4
Ampacity	4 A	4 A
Rated voltage	60 V	250 V
Insulating resistance	≥ 10 ⁹ Ω	≥ 10 ⁹ Ω
Contact resistance	≤ 5 mΩ	≤ 5 mΩ
Pollution degree	3/2	3/2
Ambient temperature	-35 °C up to +105 °C	-35 °C up to +105 °C
Protection class	IP69K, in screwed state	IP69K, in screwed state
Mechanical service life	max. 100 insertion cycles	max. 100 insertion cycles

Technical data

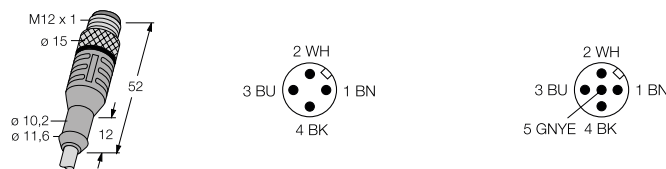
	Coupling	Connector
Design	Coupling, M12 x 1	Connector, M12 x 1
Connector	Plastic, PP, black	Plastic, PP, black
Handle base	Plastic, PP, black	Plastic, TPU, black
Union nut/screw	Metal, CuZn, nickel-plated	Metal, CuZn, nickel-plated
Contact base	Plastic, PP, black	Plastic, TPU, black
Contacts	Metal, CuZn, gold-plated	Metal, CuZn, gold-plated
Seal	Plastic, FPM (Viton)	

Harnessed with these connectors

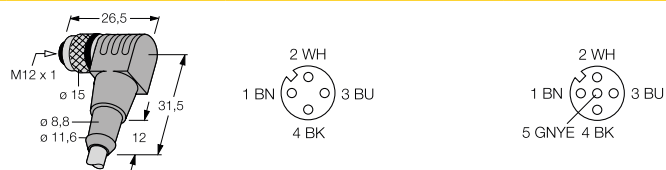
M12-BG



M12-SG



M12-BW



Connection cable M12

Type	igus® Part No.	Number of cores and conductor nominal cross section [mm ²]	Number of poles	Cable length [m]
------	----------------	--	-----------------	------------------

Connection cable, straight (Socket/open cable end)



CF.INI-P4-M12-BG-3	MAT9043700	4x0,34	4	3
CF.INI-P4-M12-BG-5	MAT9043701	4x0,34	4	5
CF.INI-P4-M12-BG-7	MAT9043702	4x0,34	4	7
CF.INI-P4-M12-BG-10	MAT9043703	4x0,34	4	10
CF.INI-P4-M12-BG-15	MAT9049426	4x0,34	4	15
CF.INI-P5-M12-BG-3	MAT9043737	5x0,34	5	3
CF.INI-P5-M12-BG-5	MAT9043738	5x0,34	5	5
CF.INI-P5-M12-BG-7	MAT9043739	5x0,34	5	7
CF.INI-P5-M12-BG-10	MAT9043740	5x0,34	5	10
CF.INI-P5-M12-BG-15	MAT90410077	5x0,34	5	15

Connection cable, angled (Socket/open cable end)



CF.INI-P4-M12-BW-3	MAT9043704	4x0,34	4	3
CF.INI-P4-M12-BW-5	MAT9043705	4x0,34	4	5
CF.INI-P4-M12-BW-7	MAT9043706	4x0,34	4	7
CF.INI-P4-M12-BW-10	MAT9043707	4x0,34	4	10
CF.INI-P4-M12-BW-15	MAT9049430	4x0,34	4	15
CF.INI-P5-M12-BW-3	MAT9043742	5x0,34	5	3
CF.INI-P5-M12-BW-5	MAT9043743	5x0,34	5	5
CF.INI-P5-M12-BW-7	MAT9043744	5x0,34	5	7
CF.INI-P5-M12-BW-10	MAT9043745	5x0,34	5	10
CF.INI-P5-M12-BW-15	MAT90410078	5x0,34	5	15

Linking cable M12

Linking cable, straight (Socket/Pin)



CF.INI-P4-M12-BG/M12-SG-2	MAT90410312 ¹⁾	4x0,34	4	2
CF.INI-P4-M12-BG/M12-SG-5	MAT90410313 ¹⁾	4x0,34	4	5
CF.INI-P4-M12-BG/M12-SG-10	MAT90410314 ¹⁾	4x0,34	4	10
CF.INI-P5-M12-BG/M12-SG-2	MAT90410339 ¹⁾	5x0,34	5	2
CF.INI-P5-M12-BG/M12-SG-5	MAT90410340 ¹⁾	5x0,34	5	5
CF.INI-P5-M12-BG/M12-SG-10	MAT90410341 ¹⁾	5x0,34	5	10

Linking cable, angled (Socket/Pin)



CF.INI-P4-M12-BW/M12-SG-2	MAT90410315 ¹⁾	4x0,34	4	2
CF.INI-P4-M12-BW/M12-SG-5	MAT90410316 ¹⁾	4x0,34	4	5
CF.INI-P4-M12-BW/M12-SG-10	MAT90410317 ¹⁾	4x0,34	4	10
CF.INI-P5-M12-BW/M12-SG-2	MAT90410342 ¹⁾	5x0,34	5	2
CF.INI-P5-M12-BW/M12-SG-5	MAT90410343 ¹⁾	5x0,34	5	5
CF.INI-P5-M12-BW/M12-SG-10	MAT90410344 ¹⁾	5x0,34	5	10

¹⁾Delivery time upon request

Harnessed sensor/actuator cables

Connection cables with LED M12 x 1:
Bend radius, e-chain®: minimum 5 x d

Electrical information

Number of poles	4-pole
Ampacity	4 A
Rated voltage	30 V
Insulating resistance	≥ 10 ⁹ Ω
Contact resistance	≤ 5 mΩ
Pollution degree	3/2
Operating voltage display	LED green
Switching state display	LED yellow/yellow
Switching function	pnp
Ambient temperature	-35 °C up to +105 °C
Protection class	IP66, in screwed state
Mechanical service life	max. 100 insertion cycles

Technical data

Design	
Connector	Coupling, M12 x 1
Handle base	Plastic, TPU, transparent
Union nut/screw	Metal, CuZn, nickel-plated
Contact base	Plastic, PA6GF, transparent
Contacts	Metal, CuZn, gold-plated
Seal	Plastic, FPM (Viton)

Harnessed with these connectors

M12-BGL

M12-BWL

Connection cable M12				
Type	igus® Part No.	Number of cores and conductor nominal cross section [mm²]	Number of poles	Cable length [m]

Connection cable with LED, straight (Socket with LED/ open cable end)

CF.INI-P4-M12-BGL2-3	MAT9043708	4x0,34	4	3
CF.INI-P4-M12-BGL2-5	MAT9043709	4x0,34	4	5
CF.INI-P4-M12-BGL2-7	MAT9043710	4x0,34	4	7
CF.INI-P4-M12-BGL2-10	MAT9043711	4x0,34	4	10
CF.INI-P4-M12-BGL2-15	MAT90410087	4x0,34	4	15

Connection cable with LED, angled (Socket with LED/ open cable end)

CF.INI-P4-M12-BWL3-3	MAT9043712	4x0,34	4	3
CF.INI-P4-M12-BWL3-5	MAT9043713	4x0,34	4	5
CF.INI-P4-M12-BWL3-7	MAT9043714	4x0,34	4	7
CF.INI-P4-M12-BWL3-10	MAT9043715	4x0,34	4	10
CF.INI-P4-M12-BWL3-15	MAT90410088	4x0,34	4	15

Harnessed sensor/actuator cables

Connection and Linking cables M8 x 1:
Bend radius, e-chain®: minimum 5 x d

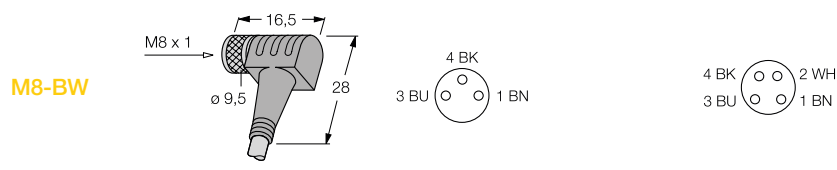
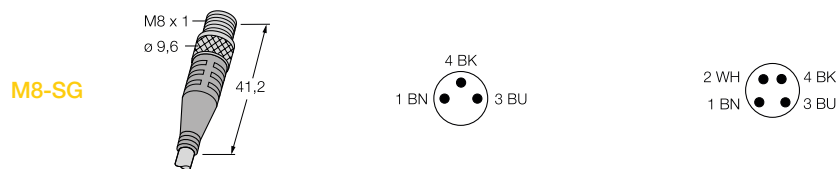
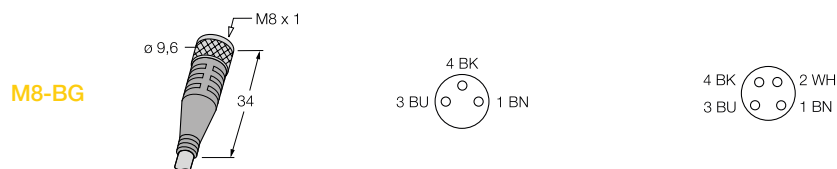
Electrical information

	3-pole	4-pole
Number of poles	3-pole	4-pole
Ampacity	4 A	4 A
Rated voltage	60 V	30 V
Insulating resistance	≥ 10 ⁹ Ω	≥ 10 ⁹ Ω
Contact resistance	≤ 5 mΩ	≤ 5 mΩ
Pollution degree	3/2	3/2
Ambient temperature	-35 °C up to +105 °C	-35 °C up to +105 °C
Protection class	IP69K, in screwed state	IP69K, in screwed state
Mechanical service life	max. 100 insertion cycles	max. 100 insertion cycles

Technical data

	Coupling	Connector
Design	Coupling, M8 x 1	Connector, M8 x 1
Connector	Plastic, PP, black	Plastic, PP, black
Handle base	Metal, CuZn, nickel-plated	Metal, CuZn, nickel-plated
Union nut/screw	Plastic, PP, black	Plastic, PP, black
Contact base	Metal, CuZn, gold-plated	Metal, CuZn, gold-plated
Contacts	Plastic, FPM (Viton)	
Seal		

Harnessed with these connectors



Connection cable M8

Type	igus® Part No.	Number of cores and conductor nominal cross section [mm ²]	Number of poles	Cable length [m]
Connection cable, straight (Socket/open cable end)				
CF.INI-P3-M8-BG-3	MAT9043716	3x0,25	3	3
CF.INI-P3-M8-BG-5	MAT9043717	3x0,25	3	5
CF.INI-P3-M8-BG-7	MAT9043718	3x0,25	3	7
CF.INI-P3-M8-BG-10	MAT9043719	3x0,25	3	10
CF.INI-P3-M8-BG-15	MAT9049416	3x0,25	3	15
CF.INI-P4-M8-BG-3	MAT9043728	4x0,34	4	3
CF.INI-P4-M8-BG-5	MAT9043729	4x0,34	4	5
CF.INI-P4-M8-BG-7	MAT9043730	4x0,34	4	7
CF.INI-P4-M8-BG-10	MAT9043731	4x0,34	4	10
CF.INI-P4-M8-BG-15	MAT9049466	4x0,34	4	15

Connection cable, angled (Socket/open cable end)

Connection cable, angled (Socket/open cable end)				
CF.INI-P3-M8-BW-3	MAT9043724	3x0,25	3	3
CF.INI-P3-M8-BW-5	MAT9043725	3x0,25	3	5
CF.INI-P3-M8-BW-7	MAT9043726	3x0,25	3	7
CF.INI-P3-M8-BW-10	MAT9043727	3x0,25	3	10
CF.INI-P3-M8-BW-15	MAT9049419	3x0,25	3	15
CF.INI-P4-M8-BW-3	MAT9043732	4x0,34	4	3
CF.INI-P4-M8-BW-5	MAT9043733	4x0,34	4	5
CF.INI-P4-M8-BW-7	MAT9043734	4x0,34	4	7
CF.INI-P4-M8-BW-10	MAT9043735	4x0,34	4	10
CF.INI-P4-M8-BW-15	MAT9049467	4x0,34	4	15

Linking cable M8

Linking cable, straight (Socket/Pin)

Linking cable, straight (Socket/Pin)				
CF.INI-P3-M8-BG/M8-SG-2	MAT90410324 ¹⁾	3x0,25	3	2
CF.INI-P3-M8-BG/M8-SG-5	MAT90410325 ¹⁾	3x0,25	3	5
CF.INI-P3-M8-BG/M8-SG-10	MAT90410326 ¹⁾	3x0,25	3	10
CF.INI-P4-M8-BG/M8-SG-2	MAT90410333 ¹⁾	4x0,34	4	2
CF.INI-P4-M8-BG/M8-SG-5	MAT90410334 ¹⁾	4x0,34	4	5
CF.INI-P4-M8-BG/M8-SG-10	MAT90410335 ¹⁾	4x0,34	4	10

Linking cable, angled (Socket/Pin)

Linking cable, angled (Socket/Pin)				
CF.INI-P3-M8-BW/M8-SG-2	MAT90410330 ¹⁾	3x0,25	3	2
CF.INI-P3-M8-BW/M8-SG-5	MAT90410331 ¹⁾	3x0,25	3	5
CF.INI-P3-M8-BW/M8-SG-10	MAT90410332 ¹⁾	3x0,25	3	10
CF.INI-P4-M8-BW/M8-SG-2	MAT90410336 ¹⁾	4x0,34	4	2
CF.INI-P4-M8-BW/M8-SG-5	MAT90410337 ¹⁾	4x0,34	4	5
CF.INI-P4-M8-BW/M8-SG-10	MAT90410338 ¹⁾	4x0,34	4	10

¹⁾Delivery time upon request

Harnessed sensor/actuator cables

Connection cables with LED M8 x 1:
Bend radius, e-chain®: minimum 5 x d

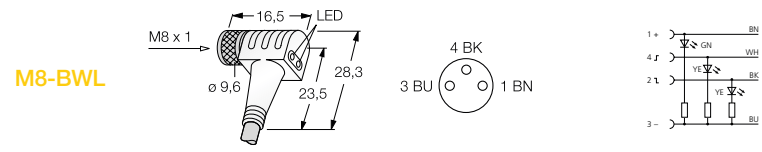
Electrical information

Number of poles	3-pole
Ampacity	4 A
Rated voltage	30 V
Insulating resistance	≥ 10 ⁹ Ω
Contact resistance	≤ 5 mΩ
Pollution degree	3/2
Operating voltage display	LED green
Switching state display	LED yellow/yellow
Switching function	pnp
Ambient temperature	-35 °C up to +105 °C
Protection class	IP66, in screwed state
Mechanical service life	max. 100 insertion cycles

Technical data

Design	Coupling
Connector	Coupling, M8 x 1
Handle base	Plastic, TPU, transparent
Union nut/screw	Metal, CuZn, nickel-plated
Contact base	Plastic, PA6GF, black
Contacts	Metal, CuZn, gold-plated
Seal	Plastic, FPM (Viton)

Harnessed with these connectors



Connection cable M8				
Type	igus® Part No.	Number of cores and conductor nominal cross section [mm ²]	Number of poles	Cable length [m]

Connection cable with LED, angled



CF.INI-P3-M8-BWL2-3	MAT9043720	3x0,25	3	3
CF.INI-P3-M8-BWL2-5	MAT9043721	3x0,25	3	5
CF.INI-P3-M8-BWL2-7	MAT9043722	3x0,25	3	7
CF.INI-P3-M8-BWL2-10	MAT9043723	3x0,25	3	10
CF.INI-P3-M8-BWL2-15	MAT90410196	3x0,25	3	15

Harnessed sensor/actuator cables

Connection and Linking cables 360° shielded, M12 x 1:
Bend radius, e-chain®: minimum 5 x d

Electrical information

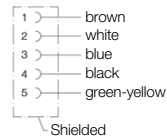
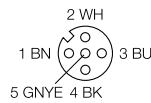
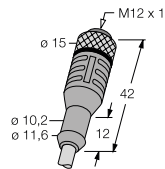
Number of poles	5-pole (4-pole + PE)
Ampacity	4 A
Rated voltage	60 V
Insulating resistance	≥ 10 ⁹ Ω
Contact resistance	≤ 5 mΩ
Pollution degree	3/2
Ambient temperature	-35 °C up to +105 °C
Protection class	IP69K, in screwed state
Mechanical service life	max. 100 insertion cycles

Technical data

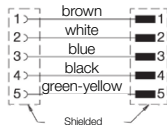
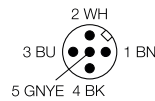
Design	Coupling
Connector	Coupling, M12 x 1
Handle base	Plastic, PP, black
Union nut/screw	Metal, CuZn, nickel-plated
Contact base	Plastic, PP, black
Contacts	Metal, CuZn, gold-plated
Seal	Plastic, FPM (Viton)

Harnessed with these connectors

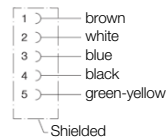
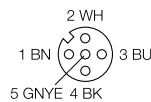
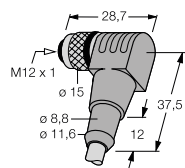
M12-BG



M12-SG



M12-BW



Connection cable M12

Type	igus® Part No.	Number of cores and conductor nominal cross section [mm²]	Number of poles	Cable length [m]
------	----------------	---	-----------------	------------------

Connection cable 360° shielded, straight (Socket/open cable end)



CF10.INI-P5-C-M12-BG-3	MAT90424072	(5x0,34)C	5	3
CF10.INI-P5-C-M12-BG-5	MAT90424073	(5x0,34)C	5	5
CF10.INI-P5-C-M12-BG-7	MAT90424074	(5x0,34)C	5	7
CF10.INI-P5-C-M12-BG-10	MAT90424075	(5x0,34)C	5	10
CF10.INI-P5-C-M12-BG-15	MAT90424076	(5x0,34)C	5	15

Connection cable 360° shielded, angled (Socket/open cable end)



CF10.INI-P5-C-M12-BW-3	MAT90424077	(5x0,34)C	5	3
CF10.INI-P5-C-M12-BW-5	MAT90424078	(5x0,34)C	5	5
CF10.INI-P5-C-M12-BW-7	MAT90424079	(5x0,34)C	5	7
CF10.INI-P5-C-M12-BW-10	MAT90424080	(5x0,34)C	5	10
CF10.INI-P5-C-M12-BW-15	MAT90424081	(5x0,34)C	5	15

Linking cable M12

Linking cable 360° shielded, straight (Socket/Pin)



CF10.INI-P5-C-M12-BG/M12-SG-2	MAT90424082 ¹⁾	(5x0,34)C	5	2
CF10.INI-P5-C-M12-BG/M12-SG-5	MAT90424083 ¹⁾	(5x0,34)C	5	5
CF10.INI-P5-C-M12-BG/M12-SG-10	MAT90424084 ¹⁾	(5x0,34)C	5	10

Linking cable 360° shielded, angled (Socket/Pin)



CF10.INI-P5-C-M12-BW/M12-SG-2	MAT90424085 ¹⁾	(5x0,34)C	5	2
CF10.INI-P5-C-M12-BW/M12-SG-5	MAT90424086 ¹⁾	(5x0,34)C	5	5
CF10.INI-P5-C-M12-BW/M12-SG-10	MAT90424087 ¹⁾	(5x0,34)C	5	10

¹⁾Delivery time upon request

Harnessed sensor/actuator cables

Connection and Linking cables M12 x 1:
Bend radius, e-chain®: minimum 4 x d

Electrical information

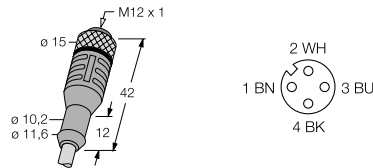
Number of poles	4-pole
Ampacity	4 A
Rated voltage	250 V
Insulating resistance	≥ 10 ⁹ Ω
Contact resistance	≤ 5 mΩ
Pollution degree	3/2
Ambient temperature	-35 °C up to +105 °C
Protection class	IP69K, in screwed state
Mechanical service life	max. 100 insertion cycles

Technical data

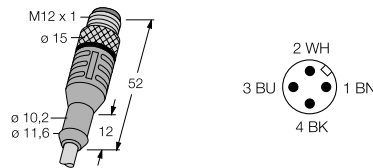
	Coupling	Connector
Design	Coupling, M12 x 1	Connector, M12x1
Connector	Plastic, PP, black	Plastic, PP, black
Handle base	Plastic, PP, black	Plastic, PP, black
Union nut/screw	Metal, CuZn, nickel-plated	Metal, CuZn, nickel-plated
Contact base	Plastic, TPU, black	Plastic, TPU, black
Contacts	Metal, CuZn, gold-plated	Metal, CuZn, gold-plated
Seal	Plastic, FPM (Viton)	Metal, CuZn, gold-plated

Harnessed with these connectors

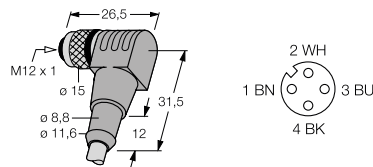
M12-BG



M12-SG



M12-BW



Connection cable M12

Type	igus® Part No.	Number of cores and conductor nominal cross section [mm ²]	Number of poles	Cable length [m]
------	----------------	--	-----------------	------------------

Connection cable, straight (Socket/open cable end)



CF98.INI-P4-M12-BG-3	MAT90410235 ¹⁾	4x0,34	4	3
CF98.INI-P4-M12-BG-5	MAT90410236 ¹⁾	4x0,34	4	5
CF98.INI-P4-M12-BG-7	MAT90410237 ¹⁾	4x0,34	4	7
CF98.INI-P4-M12-BG-10	MAT90410238 ¹⁾	4x0,34	4	10
CF98.INI-P4-M12-BG-15	MAT90410239 ¹⁾	4x0,34	4	15

Connection cable, angled (Socket/open cable end)



CF98.INI-P4-M12-BW-3	MAT90410240 ¹⁾	4x0,34	4	3
CF98.INI-P4-M12-BW-5	MAT90410241 ¹⁾	4x0,34	4	5
CF98.INI-P4-M12-BW-7	MAT90410242 ¹⁾	4x0,34	4	7
CF98.INI-P4-M12-BW-10	MAT90410243 ¹⁾	4x0,34	4	10
CF98.INI-P4-M12-BW-15	MAT90410244 ¹⁾	4x0,34	4	15

Linking cable M12

Linking cable, straight (Socket/Pin)



CF98.INI-P4-M12-BG/M12-SG-2	MAT90410300 ¹⁾	4x0,34	4	2
CF98.INI-P4-M12-BG/M12-SG-5	MAT90410301 ¹⁾	4x0,34	4	5
CF98.INI-P4-M12-BG/M12-SG-10	MAT90410302 ¹⁾	4x0,34	4	10

Linking cable, angled (Socket/Pin)



CF98.INI-P4-M12-BW/M12-SG-2	MAT90410303 ¹⁾	4x0,34	4	2
CF98.INI-P4-M12-BW/M12-SG-5	MAT90410304 ¹⁾	4x0,34	4	5
CF98.INI-P4-M12-BW/M12-SG-10	MAT90410305 ¹⁾	4x0,34	4	10

¹⁾Delivery time upon request

Harnessed sensor/actuator cables

Connection and linking cables M8 x 1:
Bend radius, e-chain®: minimum 4 x d

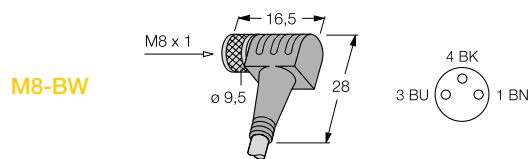
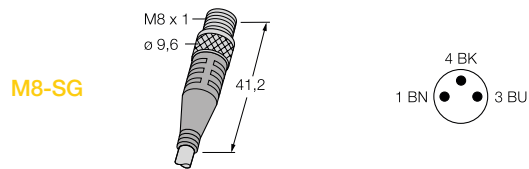
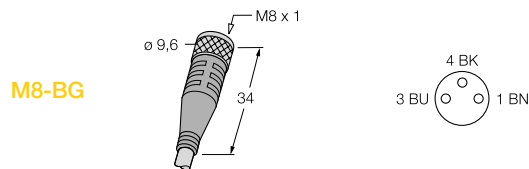
Electrical information

Number of poles	3-pole
Ampacity	4 A
Rated voltage	60 V
Insulating resistance	≥ 10 ⁹ Ω
Contact resistance	≤ 5 mΩ
Pollution degree	3/2
Ambient temperature	-35 °C up to +105 °C
Protection class	IP69K, in screwed state
Mechanical service life	max. 100 insertion cycles

Technical data

	Coupling	Connector
Design	Coupling, M12 x 1	Connector, M12x1
Connector	Plastic, PP, black	Plastic, PP, black
Handle base	Metal, CuZn, nickel-plated	Metal, CuZn, nickel-plated
Union nut/screw	Plastic, TPU, black	Plastic, TPU, black
Contact base	Metal, CuZn, gold-plated	Metal, CuZn, gold-plated
Contacts	Plastic, FPM (Viton)	
Seal		

Harnessed with these connectors



Connection cable M8

Type	igus® Part No.	Number of cores and conductor nominal cross section [mm ²]	Number of poles	Cable length [m]
------	-------------------	---	--------------------	------------------------

Connection cable, straight (Socket/open cable end)

CF98.INI-P3-M8-BG-3	MAT90410245 ¹⁾	3x0,25	3	3
CF98.INI-P3-M8-BG-5	MAT90410246 ¹⁾	3x0,25	3	5
CF98.INI-P3-M8-BG-7	MAT90410247 ¹⁾	3x0,25	3	7
CF98.INI-P3-M8-BG-10	MAT90410248 ¹⁾	3x0,25	3	10
CF98.INI-P3-M8-BG-15	MAT90410249 ¹⁾	3x0,25	3	15

Connection cable, angled (Socket/open cable end)

CF98.INI-P3-M8-BW-3	MAT90410250 ¹⁾	3x0,25	3	3
CF98.INI-P3-M8-BW-5	MAT90410251 ¹⁾	3x0,25	3	5
CF98.INI-P3-M8-BW-7	MAT90410252 ¹⁾	3x0,25	3	7
CF98.INI-P3-M8-BW-10	MAT90410253 ¹⁾	3x0,25	3	10
CF98.INI-P3-M8-BW-15	MAT90410254 ¹⁾	3x0,25	3	15

Linking cable M8

Linking cable, straight (Socket/Pin)

CF98.INI-P3-M8-BG/M8-SG-2	MAT90410306 ¹⁾	3x0,25	3	2
CF98.INI-P3-M8-BG/M8-SG-5	MAT90410307 ¹⁾	3x0,25	3	5
CF98.INI-P3-M8-BG/M8-SG-10	MAT90410308	3x0,25	3	10

Linking cable, angled (Socket/Pin)

CF98.INI-P3-M8-BW/M8-SG-2	MAT90410309 ¹⁾	3x0,25	3	2
CF98.INI-P3-M8-BW/M8-SG-5	MAT90410310 ¹⁾	3x0,25	3	5
CF98.INI-P3-M8-BW/M8-SG-10	MAT90410311 ¹⁾	3x0,25	3	10

¹⁾Delivery time upon request

CF.INI | chainflex® sensor/actuator distribution box

To connect sensor/actuator distribution boxes

Connection cable M23

Bend radius, e-chain®: minimum 5 x d

- Class 7.6.4.2
- Oil resistant
- Hydrolysis-/microbe-resistant
- Temperature moved: -35 °C to +100 °C, minimum bend radius 5 x d
- Nominal voltage: 300/500 V
- Colour: steel blue, similar to RAL 5011

Connection cable M23

Part No.	Number of poles	Number of cores and conductor nominal cross section [mm²]	Outer diameter [mm]
----------	-----------------	---	---------------------

Connection cable* Socket/open cable end



MAT90436630	16+3	(4x4x0.34+3x0.75)	11.0
-------------	------	-------------------	------

Connection cable* Pin/open cable end



MAT90436631	16+3	(4x4x0.34+3x0.75)	11.0
-------------	------	-------------------	------

Linking cable M23

Part No.	Number of poles	Number of cores and conductor nominal cross section [mm²]	Outer diameter [mm]
----------	-----------------	---	---------------------

Linking cable, angled



MAT90436628	16+3	(4x4x0.34+3x0.75)	11.0
-------------	------	-------------------	------

Linking cable, straight



MAT90436629	16+3	(4x4x0.34+3x0.75)	11.0
-------------	------	-------------------	------

All cables available to your desired length.



Note: The given outer diameters are maximum values and may tend toward lower tolerance limits. Example images.
* igus® gladly pre-harnesses the cable according to your technical guidelines.
G = with green-yellow earth core x = without earth core

CF.INI | chainflex® sensor/actuator distribution box

To connect sensor/actuator distribution boxes

Connection cable M12

Bend radius, e-chain®: minimum 5 x d

Connection cable M12

Part No.	Number of poles	Number of cores and conductor nominal cross section [mm²]	Outer diameter [mm]
----------	-----------------	---	---------------------

M12 8-pin socket/ M12 8-pin pin - A-coded



MAT90478773	8	8 x 0.25	6.5
-------------	---	----------	-----

M12 8-pin socket - A-coded



MAT90478774	8	8 x 0.25	6.5
-------------	---	----------	-----

M12 8-pin pin - A-coded



MAT90478775	8	8 x 0.25	6.5
-------------	---	----------	-----

M12 12-pin socket/ M12 12-pin pin - A-coded



MAT90478776	12	12 x 0.25	8.0
-------------	----	-----------	-----

M12 12-pin socket - A-coded



MAT90478777	12	12 x 0.25	8.0
-------------	----	-----------	-----

M12 12-pin pin - A-coded



MAT90478778	12	12 x 0.25	8.0
-------------	----	-----------	-----



Note: The given outer diameters are maximum values and may tend toward lower tolerance limits. Example images.
G = with green-yellow earth core x = without earth core

X-ON Electronics

Largest Supplier of Electrical and Electronic Components

Click to view similar products for [Sensor Cables / Actuator Cables](#) category:

Click to view products by [Igus](#) manufacturer:

Other Similar products are found below :

[60963](#) [60964](#) [M83513/19-F01CP](#) [703000D02F2002](#) [703000D02F300](#) [703001D02F0602](#) [703001D02F1201](#) [703001D02F300](#)
[704000D02F120](#) [773032K02F030](#) [802027107404-1](#) [802027213811-1](#) [804001A09M150](#) [805001A09M0502](#) [84914-0235](#) [84914-0237](#)
[885030A09M010](#) [885030A09M020](#) [8R4J30E03C3003](#) [1200651332](#) [1200651713](#) [1200660844](#) [1200660845](#) [1200661173](#) [1200680071](#)
[1200720053](#) [1200720081](#) [1200720099](#) [1200720217](#) [1200800231](#) [1200860125](#) [1200870123](#) [1200980102](#) [1200650218](#) [1200650298](#)
[1200660183](#) [1200660782](#) [1200660849](#) [1200661295](#) [1200661297](#) [1200661342](#) [1200661343](#) [1200670080](#) [1200670220](#) [1200680331](#)
[1200720252](#) [1200720255](#) [1200720597](#) [1200730184](#) [1200860344](#)