

Next generation, strong, low noise, fast opening



e-chains® Series E2i.15 Openable along the inner radius, from both sides
 e-chains® Series E2.15 Openable along the outer radius, from both sides
 e-chains® Series E2C.15 One-piece, non-openable

Part No. e-chains® openable along the inner radius	Part No. e-chains® openable along the outer radius	Part No. e-chains® one-piece, non- openable	Bi [mm]	Ba [mm]	R Available bend radii [mm]	E2i.15 [kg/m]	E2.15 [kg/m]	E2C.15 [kg/m]
E2i.15.10.R.0	E2.15.10.R.0	E2C.15.10.R.0	10	17.8	028 038 048 -	≈ 0.18	≈ 0.18	≈ 0.19
E2i.15.13.R.0	E2.15.13.R.0	E2C.15.13.R.0	13	20.8	028 038 048 -	≈ 0.19	≈ 0.19	≈ 0.20
E2i.15.16.R.0	E2.15.16.R.0	E2C.15.16.R.0 ¹⁾	16	23.8	028 038 048 -	≈ 0.20	≈ 0.20	≈ 0.20
E2i.15.20.R.0	E2.15.20.R.0	E2C.15.20.R.0 ¹⁾	20	27.8	028 038 048 -	≈ 0.21	≈ 0.21	≈ 0.21
E2i.15.30.R.0	E2.15.30.R.0	E2C.15.30.R.0 ¹⁾	30	37.8	028 038 048 -	≈ 0.24	≈ 0.24	≈ 0.24
E2i.15.40.R.0	E2.15.40.R.0	E2C.15.40.R.0	40	47.8	028 038 048 075*	≈ 0.26	≈ 0.26	≈ 0.26
E2i.15.50.R.0	E2.15.50.R.0	E2C.15.50.R.0	50	57.8	028 038 048 -	≈ 0.29	≈ 0.29	≈ 0.29

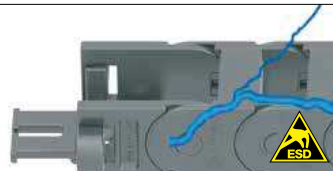
*Radius 075 only for series E2C.15.40

1) Available as ESD version from stock

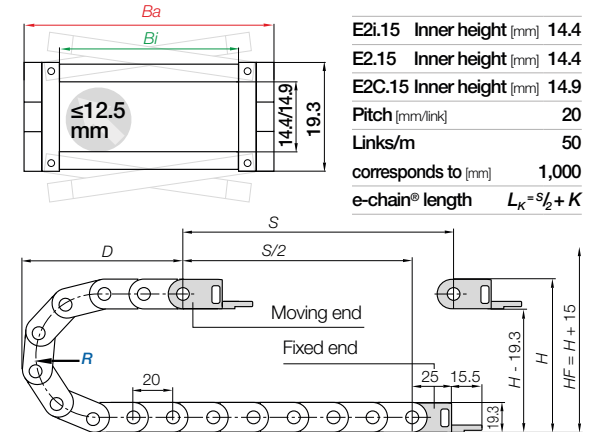
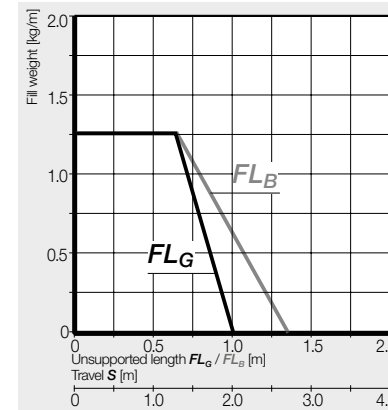
Complete Part No. with required radius (R). Example: E2.15.20.038.0

ESD - many sizes from stock

- Standardised product made from igumid ESD
 - ESD material tested with over 10 million cycles for the toughest requirements
 - Short delivery times including mounting brackets and interior separation; 24hrs, from stock
- More information ► www.igus.co.uk/esd



Unsupported applications | Short travels



E2i.15	Inner height [mm]	14.4
E2.15	Inner height [mm]	14.4
E2C.15	Inner height [mm]	14.9
	Pitch [mm/link]	20
	Links/m	50
	corresponds to [mm]	1,000
	e-chain® length	$L_k = S/2 + K$

R	028	038	048	075*
H	75	95	115	169
D	68	78	88	115
K	130	160	195	280

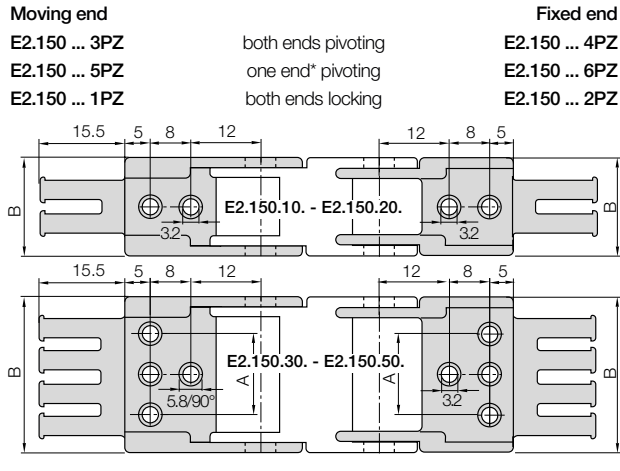
The required clearance height: $H_F = H + 15\text{mm}$ (with 0.3kg/m fill weight)

*Radius 075 only for series E2C.15.40

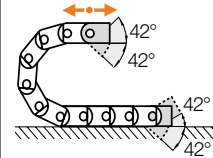
Reduce assembly time - E2.1 micro e-chain® opener

- For a quick and easy opening, an e-chain® opener is included with every first order of openable E2.1 micro from igus®
 - Reduce opening times from 33 to 2 seconds
 - Open a long chain section in one go
- More information ► www.igus.co.uk/E2.1open

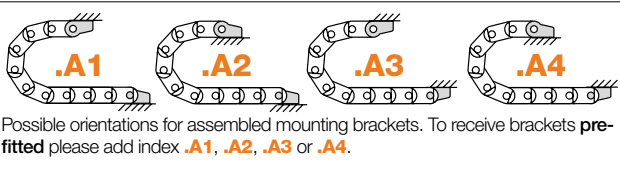




*One end pivoting: pivot angle = bend radius. One end only pivots towards the inner radius - whether fitted A1 or A4!



Width index	Part No. full set with tie-wrap plates both ends pivoting	Part No. full set with tie-wrap plates one end* pivoting	Part No. full set with tie-wrap plates both ends locking	A [mm]	B [mm]	Number of teeth
10.	E2.150.10.34PZ	E2.150.10.56PZ	E2.150.10.12PZ	-	17.8	1
13.	E2.150.13.34PZ	E2.150.13.56PZ	E2.150.13.12PZ	-	20.8	1
16.	E2.150.16.34PZ	E2.150.16.56PZ	E2.150.16.12PZ	-	23.8	2
20.	E2.150.20.34PZ	E2.150.20.56PZ	E2.150.20.12PZ	-	27.8	2
30.	E2.150.30.34PZ	E2.150.30.56PZ	E2.150.30.12PZ	22	37.8	3
40.	E2.150.40.34PZ	E2.150.40.56PZ	E2.150.40.12PZ	32	47.8	4
50.	E2.150.50.34PZ	E2.150.50.56PZ	E2.150.50.12PZ	42	57.8	5

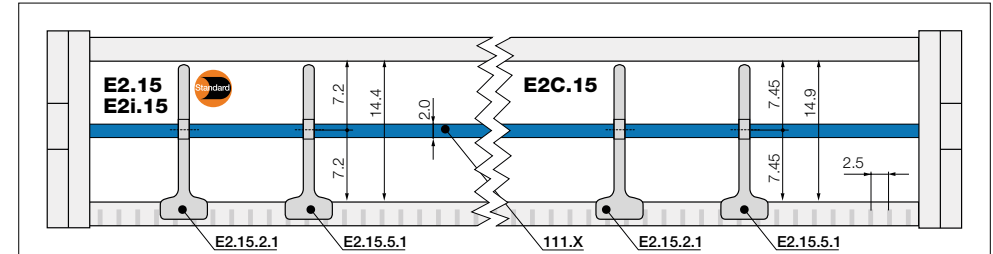
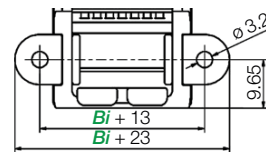


E2.150.20.34PZ.A1 Order example
 .A... to indicate option with brackets pre-fitted
 With integrated strain relief tie-wrap plates
 Full set
 Width index
 Series

Additional features



The quickflange can be clipped-in to all mounting brackets. Contains a housing for hexagonal nut and socket cap bolt M3. **Single Part No.:** E2.150.QF or Part No. incl. mounting bracket: E2.150.20.34PZQF



Note: for one-piece, non-openable e-chain® links please assemble the interior separation before fitting the e-chain®! As standard separators are fitted every 2nd e-chain® link!

		Standard separator unassembled E2.15.2 assembled E2.15.2.1
		Notch separator for notched crossbar unassembled E2.15.5 assembled E2.15.5.1
		Full-width shelf for e-chains® unassembled 110.X assembled 111.X

Standard - for any application
 For easy vertical separation in e-chains®. Separators can be arranged in any position in the e-chain® cross-section. Without notches, freely movable.


Locks securely in preset increments
 Notch separator for exact positioning in e-chains®. Recommended for side-mounted applications.

Full-width shelf
 This option is for applications with many small cables with similar diameters. For full width separation.

Full-width shelves Width = X [mm]	X [mm] unassembled		X [mm] assembled		X [mm] unassembled		X [mm] assembled	
	010	110.10	111.10	020	110.20	111.20	050	110.50
013	110.13	111.13	030	110.30	111.30			
016	110.16	111.16	040	110.40	111.40			

75% less wear

- igus® separators increase the service life of the cables by a factor of 4
 - Separators with a rounded design for less cable wear and abrasion
 - Optimised for easier and faster assembly
- More information** ► www.igus.co.uk/E2.1open



Interior separation assembly tool for the E2.1 micro

- Easy fitting of separators and shelves
 - Significant assembly time reduction
 - Grip and tool tip can be ordered separately and are easy to change
- More information** ► www.igus.co.uk/E2.1open



X-ON Electronics

Largest Supplier of Electrical and Electronic Components

Click to view similar products for [Cable Mounting & Accessories](#) category:

Click to view products by [Igus](#) manufacturer:

Other Similar products are found below :

[8945](#) [8950](#) [8961](#) [582603-1](#) [009333-000](#) [CXA-0069](#) [D-150-0175CS2902](#) [70.060.1628.0](#) [727844N003](#) [770-1102](#) [770-1204](#) [770-1205-10](#)
[770-1301-10](#) [770-1306](#) [770-1422](#) [770-1602](#) [770-1603](#) [770-1604](#) [770-1607](#) [790-1002](#) [809090N001](#) [843188-000](#) [843459N001](#) [8666](#)
[PVC10512-BLACK-500](#) [PVC1056-BLACK-500](#) [DB-11](#) [1301800416](#) [1302030548](#) [1302264450](#) [1300830184](#) [1300830729](#) [1300900039](#)
[1301580036](#) [1301850553](#) [1301860900](#) [1301860939](#) [1302000074](#) [1302261315](#) [1302264431](#) [APA18-AK](#) [MSK-0001](#) [1-787307-1](#) [1868](#) [HP-](#)
[6N](#) [C-202-C](#) [202C221-13-0](#) [CA7308-000](#) [229408-1](#) [KC-201](#)