

All-sides attachment

Optional with noise dampening pads  $\leq 50$  dB(A)

Chip protection

Gliding surfaces, long travels

Very high capacity due to the undercut design

25% faster assembly with QuickLock system

NC without pretension

Straight run due to the inner/outer link principle

Low noise operation due to integrated "brake"

Notch crossbar with backside scaling

**+** Stable due to undercut design, medium inner height

**When to use Series E4.32:**

- If a robust e-chain®/e-tube with an inner height of 32 mm is required
- If inner widths up to 400 mm are required
- For unsupported lengths up to 3,25 m and fill weights up to 15 kg/m
- For long travels up to 200 m
- Also suitable for side-mounted, vertical standing or hanging applications
- If many options and accessories are desired



**When to use a different igus® Series**

- If an extremely **low-noise** and low-vibration e-chain® is required ( $\leq 46$  dB(A))
  - ▶ **Series E6.35, page 8.50**
- If the e-chain® shall be used in **cleanroom applications** (ISO class 1)
  - ▶ **Series E6.35, page 8.50**
- If a less stable e-chain® can be used for economical reasons
  - ▶ **Series 2600/2650/2680/2700, page 5.182**



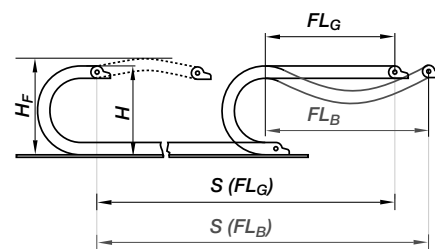
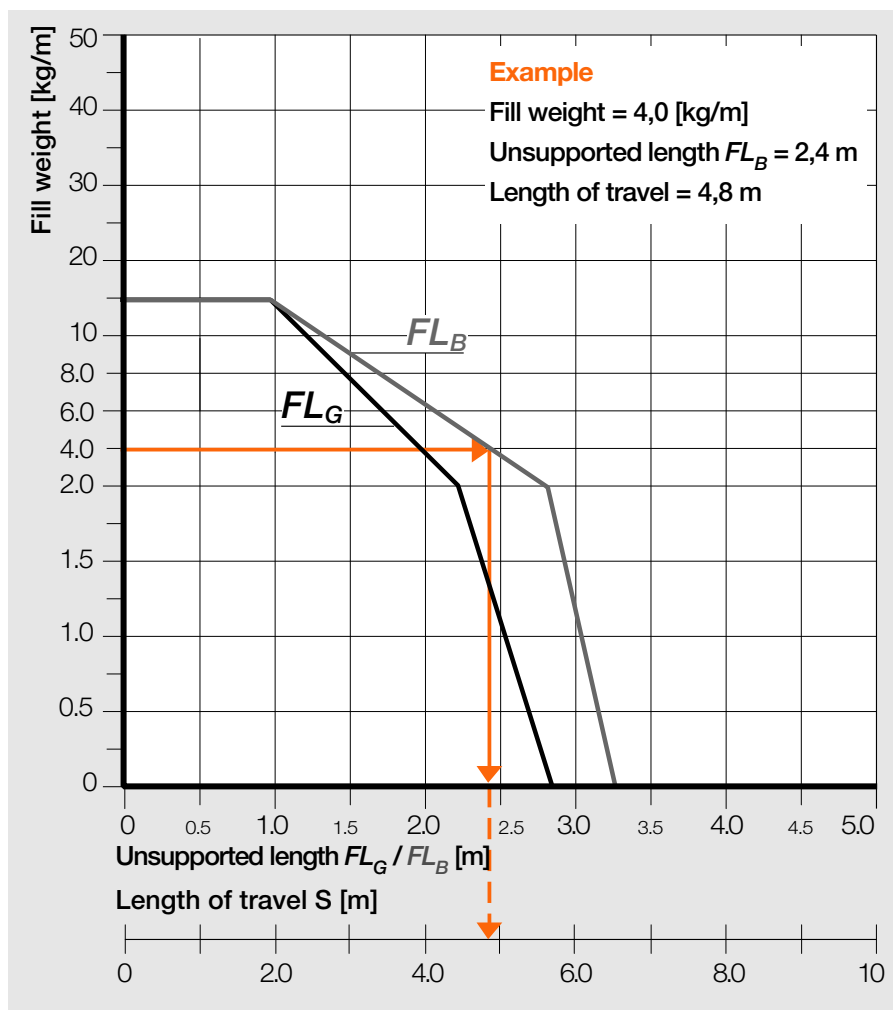
**Available from stock. Delivery in 24h or today!\***

\*Delivery time means time until shipping of goods



3D-CAD files, configurators, PDF ▶ [www.igus.de/en/E4.32](http://www.igus.de/en/E4.32)

# E4.1 | Series E4.32 | Dimensions | Unsupported



## Standard e-chain Unsupported applications

Unsupported e-chains® feature positive camber over short travels. This must be accounted for when specifying the clearance height  $H_F$ . Please consult igus® if space is particularly restricted. More information ► **Design, page 1.8**

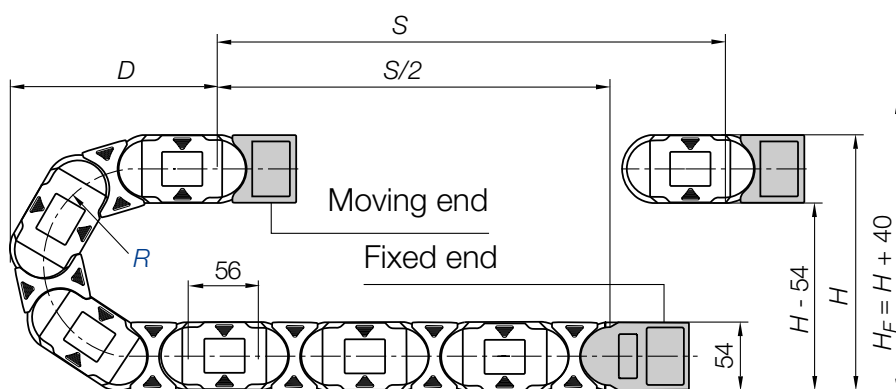
## Gliding applications

Travels up to 200 m.  
 More information ► **page 7.56**

## Technical Data

Speed, material, temperature and flammability class ► **page 7.16**


**Pitch** = 56 mm/link  
**Links/m** = 18 (1008 mm)  
**Chain length** =  $S/2 + K$



R	063	075	100	125	150	175	200	220	250	300
$H + 20_0$	180	204	254	304	354	404	454	494	554	654
D	146	158	183	208	233	258	283	303	333	383
K	310	350	430	505	585	665	745	805	900	1055

The required clearance height:  $H_F = H + 40$  mm (with 2,0 kg/m fill weight)

**i**  $FL_G$  = with straight upper run      S = Length of travel      H = Nominal clearance height      D = Overlength e-chain®, radius in final position  
 $FL_B$  = with permitted sag      R = Bending radius       $H_F$  = Required clearance height      K =  $\pi \cdot R +$  "safety"



e-chains® | Series E4.32 crossbars every link | Series H4.32 crossbars every 2<sup>nd</sup> link

Part No.		<i>Bi</i>	<i>Ba</i>	E4.32	H4.32		
crossbars every link	crossbars every 2 <sup>nd</sup> link	[mm]	[mm]	[kg/m]	[kg/m]		
E4.32.	H4.32.	05.	R.0	50	73	1,567	1,425
E4.32.	H4.32.	06.	R.0	68	91	1,697	1,49
E4.32.	H4.32.	07.	R.0	75	98	1,730	1,507
E4.32.	H4.32.	087.	R.0	87	110	1,803	1,543
E4.32.	H4.32.	09.	R.0**	97	120	1,867	1,575
E4.32.	H4.32.	10.	R.0	100	123	1,886	1,584
E4.32.	H4.32.	11.	R.0	108	131	1,942	1,612
E4.32.	H4.32.	112.	R.0	112	136	1,956	1,619
E4.32.	H4.32.	12.	R.0	125	148	2,069	1,676
E4.32.	H4.32.	137.	R.0	137	161	2,122	1,702
E4.32.	H4.32.	15.	R.0	150	173	2,212	1,747
E4.32.	H4.32.	162.	R.0	162	186	2,240	1,762
E4.32.	H4.32.	17.	R.0	168	191	2,323	1,803
E4.32.	H4.32.	18.	R.0	175	198	2,345	1,814
E4.32.	H4.32.	187.	R.0	187	211	2,392	1,837
E4.32.	H4.32.	20.	R.0	200	223	2,518	1,900

Part No.		<i>Bi</i>	<i>Ba</i>	E4.32	H4.32		
crossbars every link	crossbars every 2 <sup>nd</sup> link	[mm]	[mm]	[kg/m]	[kg/m]		
E4.32.	H4.32.	212.	R.0	212	236	2,568	1,925
E4.32.	H4.32.	23.	R.0	225	248	2,669	1,976
E4.32.	H4.32.	237.	R.0	237	261	2,698	1,990
E4.32.	H4.32.	25.	R.0	250	273	2,834	2,059
E4.32.	H4.32.	262.	R.0	262	286	2,917	2,100
E4.32.	H4.32.	28.	R.0	275	298	2,989	2,136
E4.32.	H4.32.	29.	R.0	287	311	3,023	2,153
E4.32.	H4.32.	30.	R.0	300	323	3,151	2,217
E4.32.	H4.32.	312.	R.0	312	336	3,175	2,229
E4.32.	H4.32.	325.	R.0	325	348	3,277	2,280
E4.32.	H4.32.	337.	R.0	337	361	3,338	2,311
E4.32.	H4.32.	350.	R.0	350	373	3,565	2,424
E4.32.	H4.32.	362.	R.0	362	386	3,662	2,473
E4.32.	H4.32.	375.	R.0	375	398	3,735	2,509
E4.32.	H4.32.	387.	R.0	387	411	3,803	2,543
E4.32.	H4.32.	400.	R.0	400	423	3,868	2,575

Available bending radii *R* [mm] 063 | 075 | 100 | 125 | 150 | 175 | 200 | 220 | 250 | 300

Supplement Part No. with required radius (*R*). Example: E4.32.30.300.0

\*\*NEW in this catalog

When to use e-chains® with crossbars every link: ● Lateral acceleration > 0,5m/s<sup>2</sup> ● High fill weights and rigid hydraulic hoses ● Humidity: > 85%, temperature: > 50°C (122° F)

When to use e-chains® with crossbars every 2<sup>nd</sup> link: ● Suitable for nearly all applications ● Lower price



Part No. of e-chain® links as single parts ► page 7.17



Standard e-chains® incl. accessories from stock. Delivery in 24h or today.\*

\*Delivery time means time until shipping of goods

# E4.1 | Series E4.32 | Product range | Standard



fully enclosed

## e-tubes | Series R4.32 - fully enclosed

Part No. fully enclosed	<i>Bi</i> [mm]	<i>Ba</i> [mm]	R4.32 [kg/m]
R4.32. 05. R.0*	50	73	2,450
R4.32. 07. R.0	75	98	2,570
R4.32. 10. R.0	100	123	2,650
R4.32. 11. R.0	108	131	2,760
R4.32. 12. R.0	125	148	2,850
R4.32. 15. R.0	150	173	3,010

Part No. fully enclosed	<i>Bi</i> [mm]	<i>Ba</i> [mm]	R4.32 [kg/m]
R4.32. 17. R.0	168	191	3,210
R4.32. 20. R.0	200	223	3,410
R4.32. 25. R.0	250	273	3,860
R4.32. 30. R.0	300	323	4,250

\*Removable lid only, no hinged option


Available bending radii *R* [mm] 125 | 150 | 175 | 200 | 220 | 250 | 300

Supplement Part No. with required radius (*R*). Example: R4.32.30.300.0

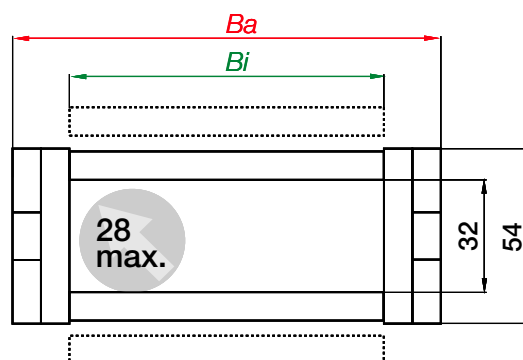
**When to use fully enclosed e-tubes:** ● Excellent cable protection against dirt ● Lids along the entire inner radius are completely removable. Lids along the entire outer radius are single sided snap-open with a hinge on the other side to keep them attached to the e-chain® or completely removable ● HT-Version optional, protection against hot chips up to 850°C (1562° F)

### Order key for all types

- E4 .32. 30. 300. 0 e-chain® (crossbars every link)
- H4 .32. 30. 300. 0 e-chain® (crossbars every 2<sup>nd</sup> link)
- R4 .32. 30. 300. 0 Fully enclosed e-tube



### Dimensioning



- E4.32.30.300.0 = e-chain® with crossbars every link, inner width *Bi* 300 mm, radius *R* 300 mm, color black
  - H4.32.30.300.0 = e-chain® with crossbars every 2<sup>nd</sup> link, inner width *Bi* 300 mm, radius *R* 300 mm, color black
  - R4.32.30.300.0 = Fully enclosed e-tube, inner width *Bi* 300 mm, radius *R* 300 mm, color black
- More order examples, variations and configurations ► page 7.58

**Standard e-tubes incl. accessories from stock. Delivery in 24h or today!\***  
\*Delivery time means time until shipping of goods

## E4.1 | Series E4.32 | Product range | Options



**QuickLock crossbars** | Quick opening - up to 25% faster assembly

Part No.	crossbars every link	crossbars every 2 <sup>nd</sup> link	Inner radius	Outer radius	Both radii	<i>Bi</i> [mm]		
E4.32.	H4.32.	10	QZ.R.0	10	QE.R.0	10	Q.R.0	100
E4.32.	H4.32.	11	QZ.R.0	11	QE.R.0	11	Q.R.0	108
E4.32.	H4.32.	112	QZ.R.0	112	QE.R.0	112	Q.R.0	112
E4.32.	H4.32.	12	QZ.R.0	12	QE.R.0	12	Q.R.0	125
E4.32.	H4.32.	137	QZ.R.0	137	QE.R.0	137	Q.R.0	137
E4.32.	H4.32.	15	QZ.R.0	15	QE.R.0	15	Q.R.0	150
E4.32.	H4.32.	162	QZ.R.0	162	QE.R.0	162	Q.R.0	162
E4.32.	H4.32.	17	QZ.R.0	17	QE.R.0	17	Q.R.0	168
E4.32.	H4.32.	18	QZ.R.0	18	QE.R.0	18	Q.R.0	175
E4.32.	H4.32.	187	QZ.R.0	187	QE.R.0	187	Q.R.0	187
E4.32.	H4.32.	20	QZ.R.0	20	QE.R.0	20	Q.R.0	200
E4.32.	H4.32.	212	QZ.R.0	212	QE.R.0	212	Q.R.0	212
E4.32.	H4.32.	23	QZ.R.0	23	QE.R.0	23	Q.R.0	225
E4.32.	H4.32.	237	QZ.R.0	237	QE.R.0	237	Q.R.0	237
E4.32.	H4.32.	25	QZ.R.0	25	QE.R.0	25	Q.R.0	250
E4.32.	H4.32.	262	QZ.R.0	262	QE.R.0	262	Q.R.0	262

Part No.	crossbars every link	crossbars every 2 <sup>nd</sup> link	Inner radius	Outer radius	Both radii	<i>Bi</i> [mm]		
E4.32.	H4.32.	28	QZ.R.0	28	QE.R.0	28	Q.R.0	275
E4.32.	H4.32.	29	QZ.R.0	29	QE.R.0	29	Q.R.0	287
E4.32.	H4.32.	30	QZ.R.0	30	QE.R.0	30	Q.R.0	300
E4.32.	H4.32.	312	QZ.R.0	312	QE.R.0	312	Q.R.0	312
E4.32.	H4.32.	325	QZ.R.0	325	QE.R.0	325	Q.R.0	325
E4.32.	H4.32.	337	QZ.R.0	337	QE.R.0	337	Q.R.0	337
E4.32.	H4.32.	350	QZ.R.0	350	QE.R.0	350	Q.R.0	350
E4.32.	H4.32.	362	QZ.R.0	362	QE.R.0	362	Q.R.0	362
E4.32.	H4.32.	375	QZ.R.0	375	QE.R.0	375	Q.R.0	375
E4.32.	H4.32.	387	QZ.R.0	387	QE.R.0	387	Q.R.0	387
E4.32.	H4.32.	400	QZ.R.0	400	QE.R.0	400	Q.R.0	400

QuickLock crossbars: inner widths from 100 mm possible!

Available bending radii *R* [mm] 063 | 075 | 100 | 125 | 150 | 175 | 200 | 220 | 250 | 300

Supplement Part No. with required radius (*R*). Example: E4.32.30QZ.300.0



For e-chains® with **QuickLock crossbar** supplement Part No. with required Index **QZ / QE / Q**

**Part No. E4.32.30QZ.300.0** = QuickLock crossbar for inner radius

**Part No. E4.32.30QE.300.0** = QuickLock crossbar for outer radius

**Part No. E4.32.30Q .300.0** = QuickLock crossbar for both radii




**e-chain® with QuickLock crossbars - Delivery time: 3-5 work days.\***

\*Delivery time means time until shipping of goods



# E4.1 | Series E4.32 | Product range | Options



## Noise dampening | ≤50 dB(A)

## NC-Version | Without pretension

With pads	<i>Bi</i>	With pads	<i>Bi</i>
crossbars e-tube every: fully link   2 <sup>nd</sup> enclosed	[mm]	crossbars e-tube every: fully link   2 <sup>nd</sup> enclosed	[mm]
ES4 HS4 RS4 .32.05. R.0	50	ES4 HS4- .32.212.R.0	212
ES4 HS4- .32.06. R.0	68	ES4 HS4- .32.23. R.0	225
ES4 HS4 RS4 .32.07. R.0	75	ES4 HS4- .32.237.R.0	237
ES4 HS4 RS4 .32.087.R.0	87	ES4 HS4 RS4 .32.25. R.0	250
ES4 HS4- .32.09. R.0	97	ES4 HS4- .32.262.R.0	262
ES4 HS4 RS4 .32.10. R.0	100	ES4 HS4- .32.28. R.0	275
ES4 HS4 RS4 .32.11. R.0	108	ES4 HS4- .32.29. R.0	287
ES4 HS4- .32.112.R.0	112	ES4 HS4 RS4 .32.30. R.0	300
ES4 HS4 RS4 .32.12. R.0	125	ES4 HS4- .32.312.R.0	312
ES4 HS4- .32.137.R.0	137	ES4 HS4- .32.325.R.0	325
ES4 HS4- .32.15. R.0	150	ES4 HS4- .32.337.R.0	337
ES4 HS4 RS4 .32.162.R.0	162	ES4 HS4- .32.350.R.0	350
ES4 HS4 RS4 .32.17. R.0	168	ES4 HS4- .32.362.R.0	362
ES4 HS4- .32.18. R.0	175	ES4 HS4- .32.375.R.0	375
ES4 HS4- .32.187.R.0	187	ES4 HS4- .32.387.R.0	387
ES4 HS4 RS4 .32.20. R.0	200	ES4 HS4- .32.400.R.0	400

NC-Version	<i>Bi</i>	NC-Version	<i>Bi</i>
crossbars e-tube every: fully link   2 <sup>nd</sup> enclosed	[mm]	crossbars e-tube every: fully link   2 <sup>nd</sup> enclosed	[mm]
E4 H4 R4.32.05. R.0.NC	50	E4 H4- .32.212.R.0.NC	212
E4 H4- .32.06. R.0.NC	68	E4 H4- .32.23. R.0.NC	225
E4 H4 R4.32.07. R.0.NC	75	E4 H4- .32.237.R.0.NC	237
E4 H4 R4.32.087.R.0.NC	87	E4 H4 R4.32.25. R.0.NC	250
E4 H4- .32.09. R.0.NC	97	E4 H4- .32.262.R.0.NC	262
E4 H4 R4.32.10. R.0.NC	100	E4 H4- .32.28. R.0.NC	275
E4 H4 R4.32.11. R.0.NC	108	E4 H4- .32.29. R.0.NC	287
E4 H4- .32.112.R.0.NC	112	E4 H4 R4.32.30. R.0.NC	300
E4 H4 R4.32.12. R.0.NC	125	E4 H4- .32.312.R.0.NC	312
E4 H4- .32.137.R.0.NC	137	E4 H4- .32.325.R.0.NC	325
E4 H4- .32.15. R.0.NC	150	E4 H4- .32.337.R.0.NC	337
E4 H4 R4.32.162.R.0.NC	162	E4 H4- .32.350.R.0.NC	350
E4 H4 R4.32.17. R.0.NC	168	E4 H4- .32.362.R.0.NC	362
E4 H4- .32.18. R.0.NC	175	E4 H4- .32.375.R.0.NC	375
E4 H4- .32.187.R.0.NC	187	E4 H4- .32.387.R.0.NC	387
E4 H4 R4.32.20. R.0.NC	200	E4 H4- .32.400.R.0.NC	400

Available bending radii *R* [mm] 063\* | 075\* | 100\* | 125 | 150 | 175 | 200 | 220 | 250 | 300 \*not available for e-tubes

Supplement Part No. with required radius (*R*). Example: **ES4.32.30.300.0** or **E4.32.30.300.0.NC**



For e-chains® with noise dampening pads supplement Part No. with required index "S"

Example: **Part No. ES4.32.30.300.0** = e-chain® (crossbars every link) with noise dampening

For NC-e-chains® without pretension supplement Part No. with required index "NC"

Example: **Part No. E4.32.30.300.0.NC** = e-chain® (crossbars every link) without pretension

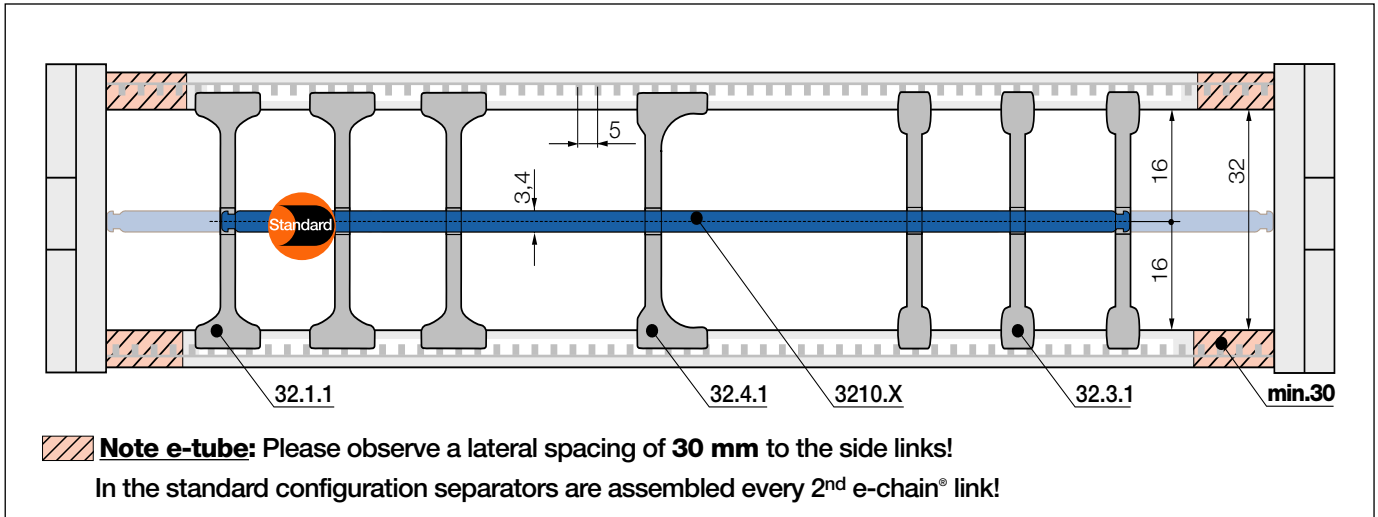


**e-chain® with noise dampening pads - Delivery time: 3-5 work days.**

**NC-Version - Delivery in 24h or today!\***

\*Delivery time means time until shipping of goods

**New generation interior separation**



**Standard separator, wide base**  
unassembled **32.1**  
assembled **32.1.1**

**Standard - for all applications**

Separator with a wide base for maximum locking strength and safe standing in e-chains® and e-tubes.

**Separator, narrow base**  
unassembled **32.3**  
assembled **32.3.1**


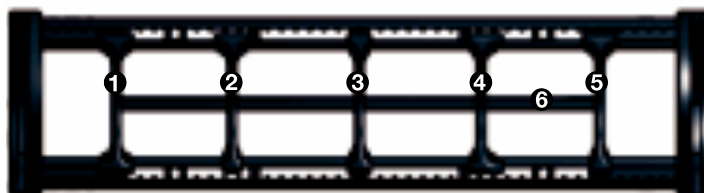
**For many thin cables**

Separator with a narrow base for a large number of thin cables side by side. Saves space in e-chains® and e-tubes. Also available for QuickLock crossbars.

**Asymmetrical separator**  
unassembled **32.4**  
assembled **32.4.1**

**For side-mounted applications**

Asymmetrical separator, for defined distance. No additional spacers necessary for e-chains® and e-tubes.

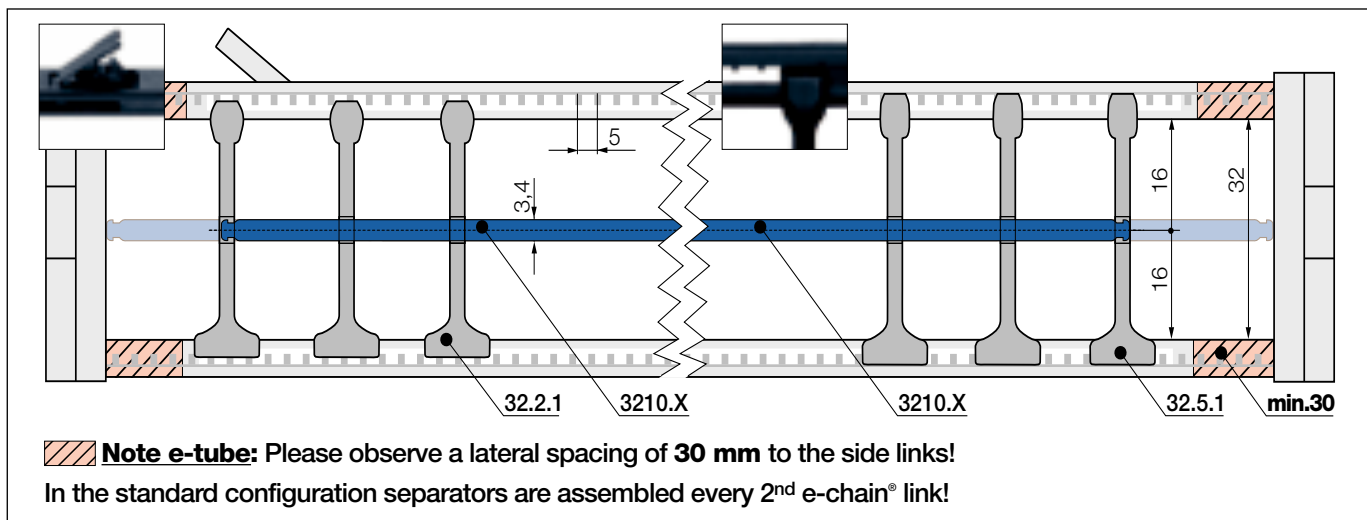


- i** ① Standard separator, wide base - Part No. 32.1    ③ Separator, narrow base - Part No. 32.3    ⑤ Notch separator - Part No. 32.5
- ② Separator for QuickLock crossbar - Part No. 32.2    ④ Separator, asymmetrical - Part No. 32.4    ⑥ Full-width self, lockable - Part No. 3200.XX

**Interior separation single-part order - Delivery in 24h or today!\***

\*Delivery time means time until shipping of goods

## New generation interior separation



**Separator for QuickLock crossbar**  
unassembled **32.2**  
assembled **32.2.1**

### For even faster installation

Separator for igus® QuickLock crossbar 385.X.Q. Firm hold to one side with a wide base, narrow on opposed side for easy cable assembly (slight grip). For e-tubes also.

**Notch separator for notch crossbar**  
unassembled **32.5**  
assembled **32.5.1**

### Locks safely onto in 5 mm increments

Notch separator for the new notch crossbar, With scaling on the notch crossbars. For exact positioning in e-chains® and e-tubes. Recommended for side-mounted applications.

**Full-width shelf, lockable**  
unassembled **3200.X**  
assembled **3210.X**

### Horizontal separation

Shelf locks safely into separators on both ends, fixed width possible. Separators can be moved freely over the shelf in horizontal direction. Usable in 1 level.



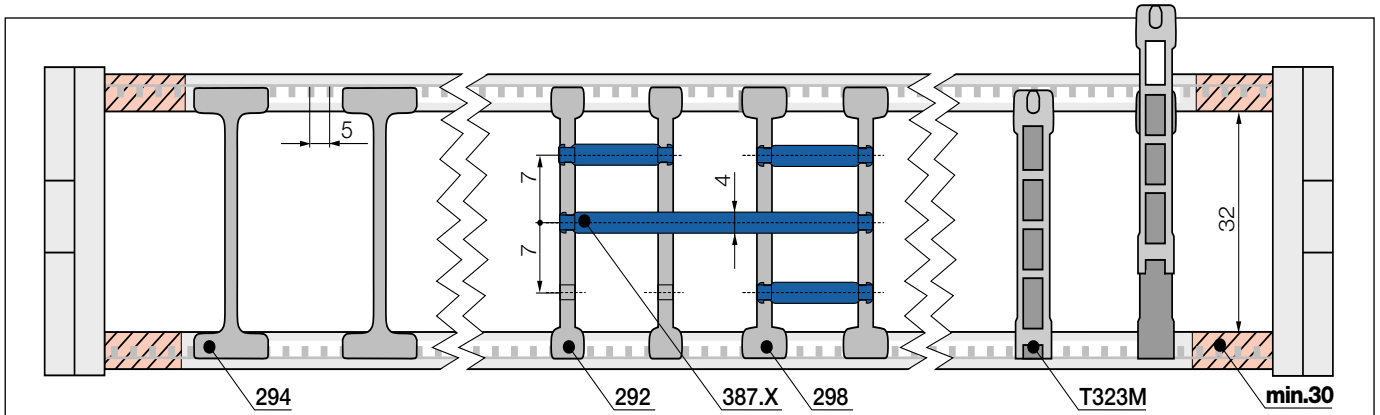
### Lockable full-width shelves - for the standard interior separation

Width X [mm]	unassembled	assembled	Width X [mm]	unassembled	assembled	Width X [mm]	unassembled	assembled
050	3200.050	3210.050	125	3200.125	3210.125	225	3200.225	3210.225
075	3200.075	3210.075	150	3200.150	3210.150	250	3200.250	3210.250
100	3200.100	3210.100	175	3200.175	3210.175			
115	3200.115	3210.115	200	3200.200	3210.200			


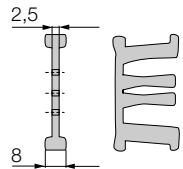

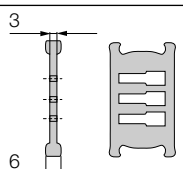

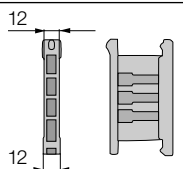

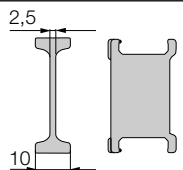

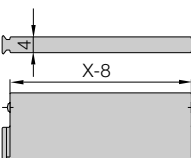


# E4.1 | Series E4.32 | Interior separation | Options

**Previous interior separation** All elements can still be ordered ► [www.igus.de/en/E4.32](http://www.igus.de/en/E4.32)



**Note e-tube:** Please observe a lateral spacing of 30 mm to the side links!  
In the standard configuration separators are assembled every 2<sup>nd</sup> e-chain® link!

		<p><b>Open slotted separator for e-chains®/e-tubes</b></p> <p>unassembled <b>297</b> assembled <b>298</b></p>
		<p><b>Slotted separator for e-chains®/e-tubes</b></p> <p>unassembled <b>291</b> assembled <b>292</b></p>
		<p><b>Split separator for e-chains®</b></p> <p>unassembled <b>T323</b> assembled <b>T323M</b></p>
		<p><b>Locking separator for e-chains®</b></p> <p>unassembled <b>293</b> assembled <b>294</b></p>
		<p><b>Shelf</b></p> <p>unassembled <b>386.X</b> assembled <b>387.X</b></p>

## Open, slotted separator 297 (unilateral open)

Fast assembly - can be retrofitted into an existing interior separation system without a need for dismantling the interior separators. During an installation of open slotted separators, the top and bottom notches cannot be occupied by shelves.

## Slotted separator 291

For very fine subdivisions. However, they cannot be retrofitted into an existing separation system without dismantling the interior separators first.

## Split separator T323 (e-chains® only)

Ideal for subsequent shelving or for the initial assembly of the e-chain® without a need for dismantling the interior separators.

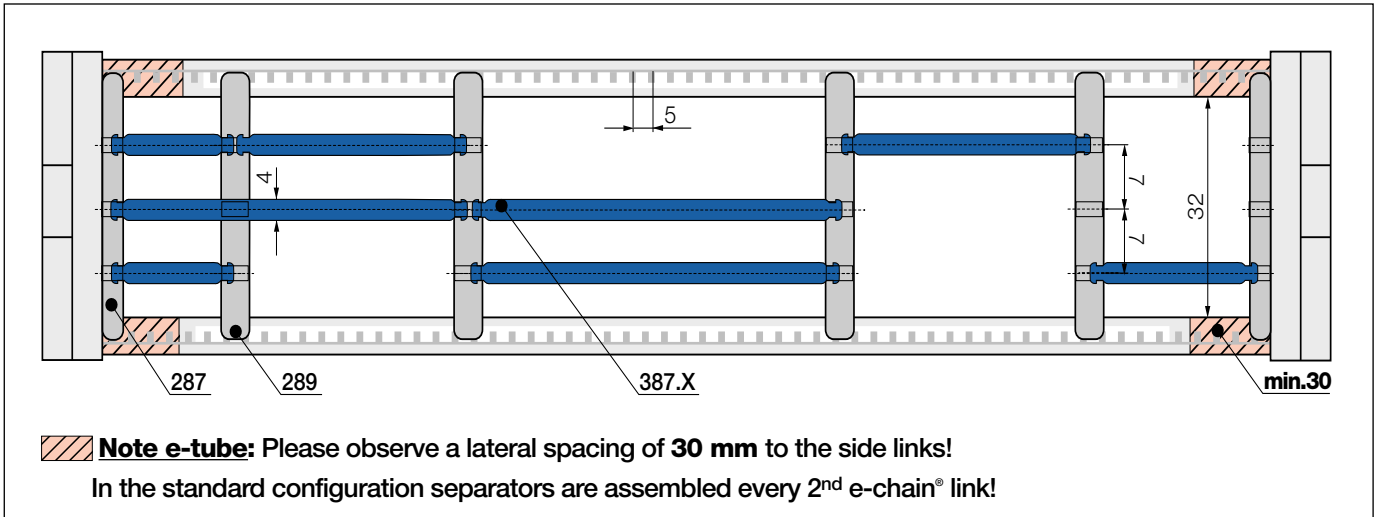
## Locking separator 293 (e-chains® only)


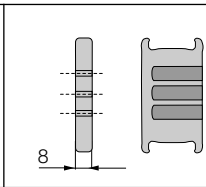

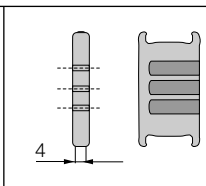
For applications exposed to very high humidity (> 85%). Locks with extra retention force. Tip: one locking separator per e-chain® link for better mounting.

## Shelf 386.X

For horizontal separation. Shelves of various widths can be arranged at 3 different heights (in 7 mm increments). (not in combination with 3804, 383).

**Previous interior separation** All elements can still be ordered ► [www.igus.de/en/E4.32](http://www.igus.de/en/E4.32)



		<b>Middle plate for e-chains® / e-tubes</b> unassembled <b>288</b> assembled <b>289</b>
		<b>Side plate for e-chains® / e-tubes</b> unassembled <b>286</b> assembled <b>287</b>

### Middle plate 288

Middle plates form the basic pattern of a shelf system. Shelves 386.X (table below) can be arranged at 3 different heights (in 7 mm increments).

### Side plate 286

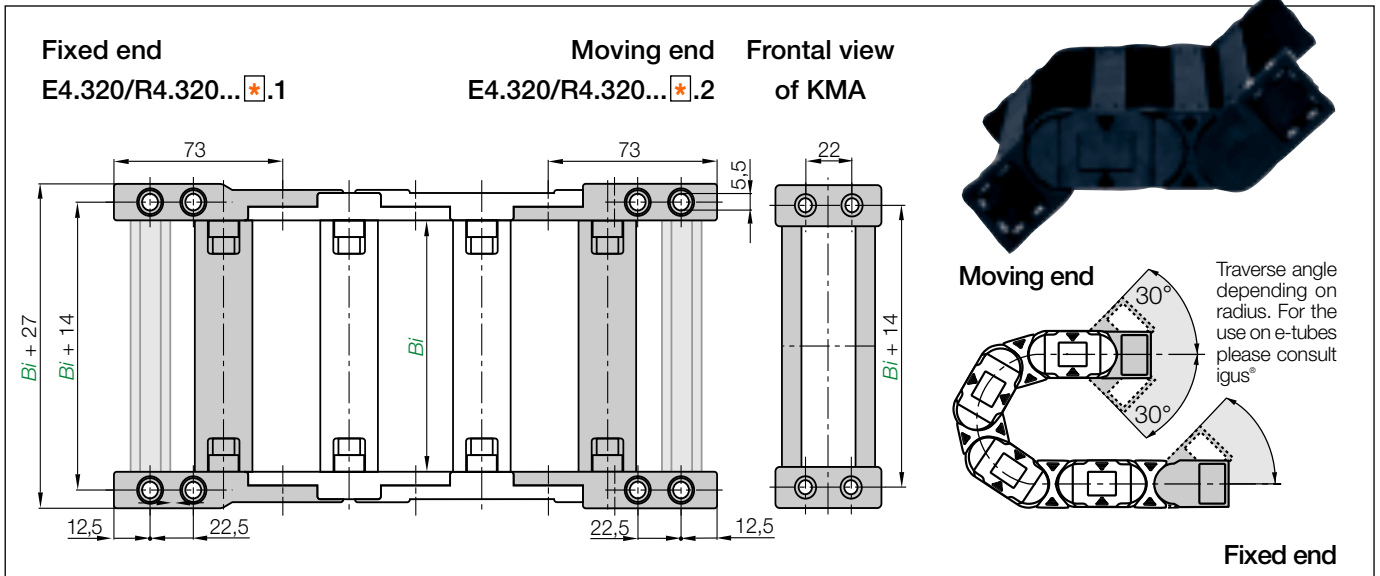
Works like middle plate.  
Allows modular shelving close to the side links.

### Shelves - interior separation options

Width X [mm]	unassembled	assembled	Width X [mm]	unassembled	assembled	Width X [mm]	unassembled	assembled
018	<b>386.18</b>	<b>387.18</b>	054	<b>386.54</b>	<b>387.54</b>	150	<b>386.150</b>	<b>387.150</b>
023	<b>386.23</b>	<b>387.23</b>	062	<b>386.62</b>	<b>387.62</b>	175	<b>386.175</b>	<b>387.175</b>
025	<b>386.25</b>	<b>387.25</b>	075	<b>386.75</b>	<b>387.75</b>	200	<b>386.200</b>	<b>387.200</b>
028	<b>386.28</b>	<b>387.28</b>	087	<b>386.87</b>	<b>387.87</b>	208	<b>386.208</b>	<b>387.208</b>
033	<b>386.33</b>	<b>387.33</b>	100	<b>386.100</b>	<b>387.100</b>	225	<b>386.225</b>	<b>387.225</b>
043	<b>386.43</b>	<b>387.43</b>	108	<b>386.108</b>	<b>387.108</b>			
050	<b>386.50</b>	<b>387.50</b>	125	<b>386.125</b>	<b>387.125</b>			

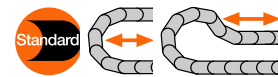
# E4.1 | Series E4.32 | KMA mounting brackets **pivoting**

For tight installation conditions, all-sides attachment



**KMA pivoting** | All-sides attachment. Recommended for unsupported and gliding applications

Width index	Part No. full set pivoting (+ C-profile option)	Bi [mm]	Width index	Part No. full set pivoting (+ C-profile option)	Bi [mm]
05.	E4.320. R4.320.05 .12.C 50	50	212.	E4.320. - 212.12.C 212	212
06.	E4.320. - 06 .12.C 68	68	23.	E4.320. - 23 .12.C 225	225
07.	E4.320. R4.320.07 .12.C 75	75	237.	E4.320. - 237.12.C 237	237
087.	E4.320. - 09 .12.C 87	87	25.	E4.320. R4.320.25 .12.C 250	250
09.	E4.320. - 087.12.C 97	97	262.	E4.320. - 262.12.C 262	262
10.	E4.320. R4.320.10 .12.C 100	100	28.	E4.320. - 28 .12.C 275	275
11.	E4.320. R4.320.11 .12.C 108	108	29.	E4.320. - 29 .12.C 287	287
112.	E4.320. - 112.12.C 112	112	30.	E4.320. R4.320.30 .12.C 300	300
12.	E4.320. R4.320.12 .12.C 125	125	312.	E4.320. - 312.12.C 312	312
137.	E4.320. - 137.12.C 137	137	325.	E4.320. - 325.12.C 325	325
15.	E4.320. R4.320.15 .12.C 150	150	337.	E4.320. - 337.12.C 337	337
162.	E4.320. - 162.12.C 162	162	350.	E4.320. - 350.12.C 350	350
17.	E4.320. R4.320.17 .12.C 168	168	362.	E4.320. - 362.12.C 362	362
18.	E4.320. - 18 .12.C 175	175	375.	E4.320. - 375.12.C 375	375
187.	E4.320. - 187.12.C 187	187	387.	E4.320. - 387.12.C 387	387
20.	E4.320. R4.320.20 .12.C 200	200	400.	E4.320. - 400.12.C 400	400



- Standard
- For tight installation conditions
- Option: integrated chainfix strain relief with C-profile
- Corrosion resistant
- Option: threaded sockets upon request (KMA = Polymer Metal Mounting Bracket)

Part No. structure (pivoting)

E4.320.30.2.12.C



Single-part order:

Mounting bracket **Moving end**

E4.320.30.2.2.C (even number of links)

Mounting bracket **Fixed end**

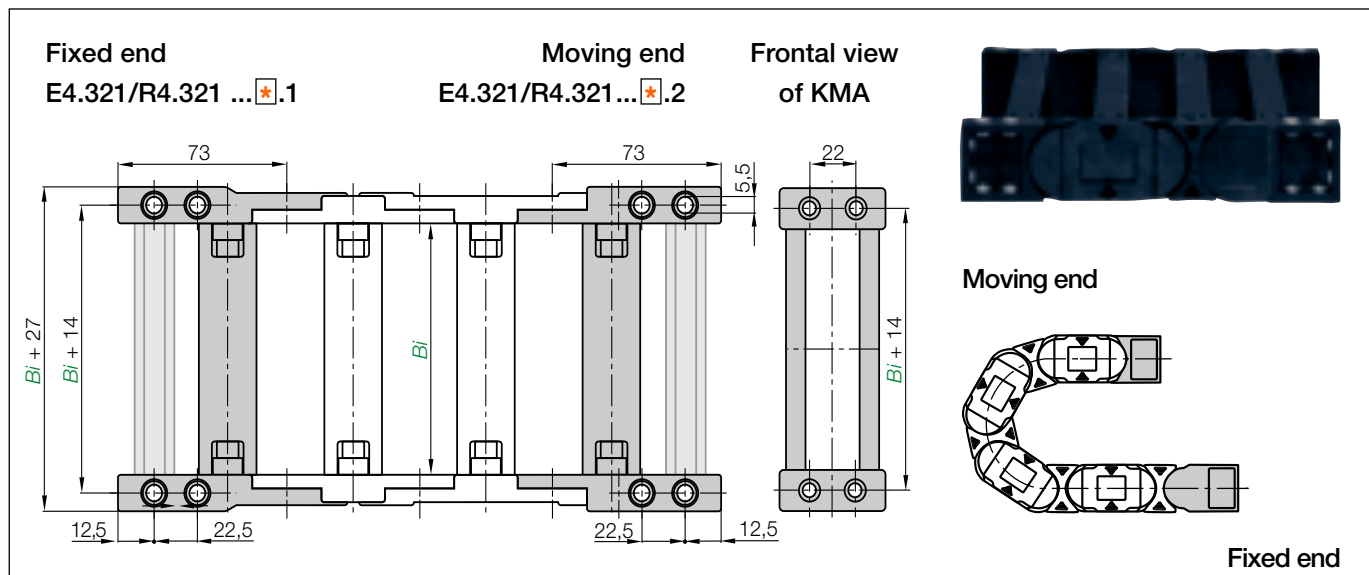
E4.320.30.2.1.C (even number of links)

**Note\***: The E4.1 System may end with either an inner or an outer side link. Keep in mind that an outer side link always forms the first e-chain® link at the moving end. The Part Nos. depend on an even or odd numbers of links. Please insert: Index **1** (for odd) or **2** (for even)!

**Strain relief**, e.g. clamps, tiwrap plates, nuggets and plug-in clips are available from stock. The complete chainfix range with order options ▶ from page 10.1

# E4.1 | Series E4.32 | KMA mounting brackets locking

For very high speed and acceleration, all-sides attachment



**KMA locking** | All-sides attachment. Recommended for vertical hanging and standing applications

Width index	Part No. full set locking (+ C-profile option)	Bi [mm]	Width index	Part No. full set locking (+ C-profile option)	Bi [mm]
05.	E4.321. R4.321.05 .12.C 50	50	212.	E4.321. - 212.12.C 212	212
06.	E4.321. - 06 .12.C 68	68	23.	E4.321. - 23 .12.C 225	225
07.	E4.321. R4.321.07 .12.C 75	75	237.	E4.321. - 237.12.C 237	237
087.	E4.321. - 09 .12.C 87	87	25.	E4.321. R4.321.25 .12.C 250	250
09.	E4.321. - 087.12.C 97	97	262.	E4.321. - 262.12.C 262	262
10.	E4.321. R4.321.10 .12.C 100	100	28.	E4.321. - 28 .12.C 275	275
11.	E4.321. R4.321.11 .12.C 108	108	29.	E4.321. - 29 .12.C 287	287
112.	E4.321. - 112.12.C 112	112	30.	E4.321. R4.321.30 .12.C 300	300
12.	E4.321. R4.321.12 .12.C 125	125	312.	E4.321. - 312.12.C 312	312
137.	E4.321. - 137.12.C 137	137	325.	E4.321. - 325.12.C 325	325
15.	E4.321. R4.321.15 .12.C 150	150	337.	E4.321. - 337.12.C 337	337
162.	E4.321. - 162.12.C 162	162	350.	E4.321. - 350.12.C 350	350
17.	E4.321. R4.321.17 .12.C 168	168	362.	E4.321. - 362.12.C 362	362
18.	E4.321. - 18 .12.C 175	175	375.	E4.321. - 375.12.C 375	375
187.	E4.321. - 187.12.C 187	187	387.	E4.321. - 387.12.C 387	387
20.	E4.321. R4.321.20 .12.C 200	200	400.	E4.321. - 400.12.C 400	400



- Locked connections
- At high acceleration
- Universally mountable
- C-profile option
- Corrosion resistant
- Option: threaded sockets upon request (KMA = Polymer Metal Mounting Bracket)

Part No. structure (locking)

E4.321.30.2.12.C



Single-part order:

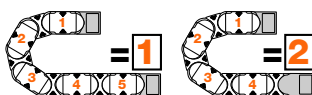
Mounting bracket **Moving end**

E4.321.30.2.2.C (even number of links)

Mounting bracket **Fixed end**

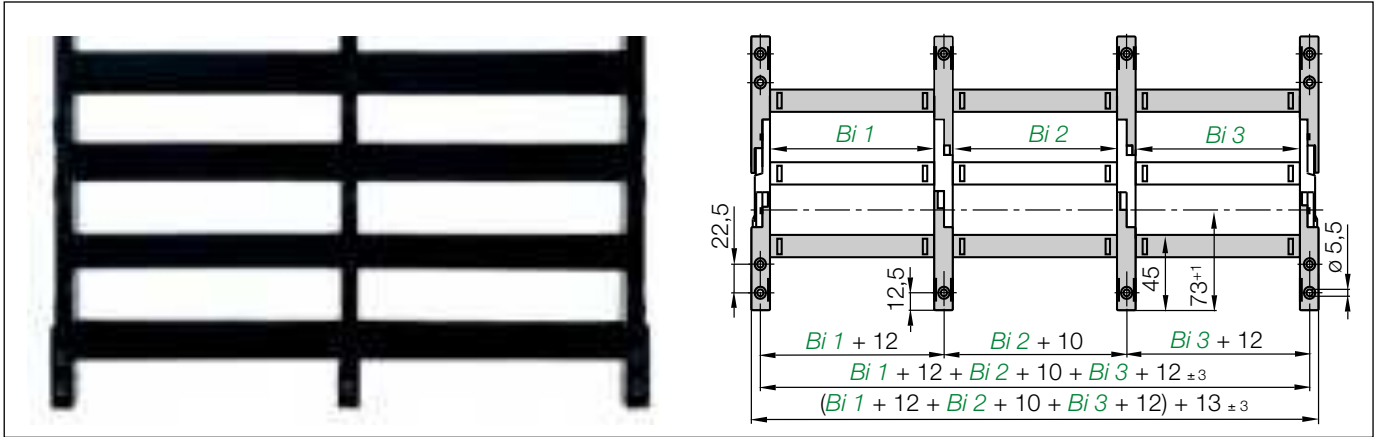
E4.321.30.2.1.C (even number of links)

**Note\***: The E4.1 System may end with either an inner or an outer side link. Keep in mind that an outer side link always forms the first e-chain® link at the moving end. The Part Nos. depend on an even or odd numbers of links. Please insert: Index **1** (for odd) or **2** (for even)!



**Strain relief**, e.g. clamps, tie-wrap plates, nuggets and plug-in clips are available from stock. The complete chainfix range with order options ▶ from page 10.1

# E4.1 | Series E4.32 | More options



## Extension links | for extremely wide e-chains® up to 3,0 m

- The extension link design allows virtually limitless side-by-side attachment
- High fill weights necessitate extremely wide e-chains® (up to 3000 mm)
- The unsupported length  $FL_G$  max. can be increased when additional loads are required
- Suitable for unsupported and gliding applications in a guide trough
- Attachment with KMA or steel mounting brackets



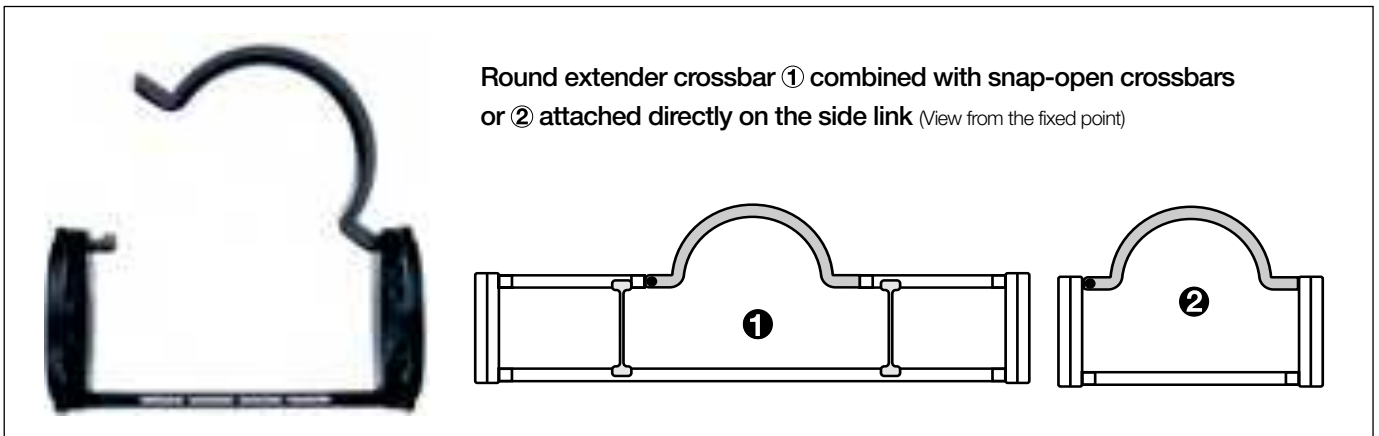
Order example - 3 chambers

E4.32.Bi1 / Bi2 / Bi3.R.0 =

E4.32.10 / 20 / 10.200.0

Extension link - single-part order

284.R. (please indicate radius)



Round extender crossbar ① combined with snap-open crossbars or ② attached directly on the side link (View from the fixed point)

## Extender crossbars | careful guide of hoses applications

- Suitable for hoses with a maximum outer diameter of 105 mm
- Gliding with crossbars assembled along outer radius and a special guide trough
- Extender crossbar ① for snap-open crossbars or ② attached directly on the side link



Order examples - extender crossbar

① Combination with snap-open crossbars

RHD115 for outer radius "E" incl. e-chain®:

E4.32.10/15RHDE115/10.R.0

RHD115 for inner radius "Z" incl. e-chain®:

E4.32.10/15RHDZ115/10.R.0

② Installation on side link

RD115 for outer radius "E" incl. e-chain®:

E4.32.18RDE115.R.0

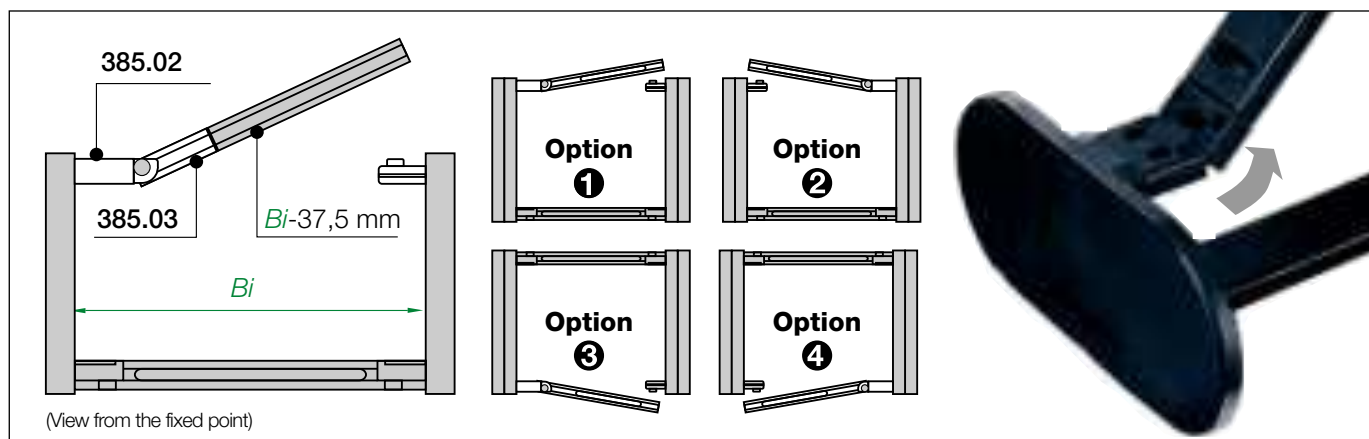
RD115 for inner radius "Z" incl. e-chain®:

E4.32.18RDZ115.R.0

Part No.	Max Ø [mm]	Form	② Installation on side link	① Combination with snap-open crossbars
385.15.RHD115	105	O round	no	yes
385.18.RD115	105	O round	yes	no



## E4.1 | Series E4.32 | More options



### Hinged crossbars

- Typically e-chain® crossbars are completely removable. For cases where the snap-open crossbars have to remain at the open link of the e-chain®, a hinged design has been developed
- Please consult igus® for design assistance
- **Hinged crossbar: Part No. 385.02**  
**Snap-open crossbar (shortened): Bi-37,5 mm Part No. 385.03**  
(smallest inner width  $Bi = 87,5$ )



**Order example** (here: inner width  $Bi$  150)

E4.32.15.Z.R.0 =

E4.32.15.01.R.0

Supplement Index "Z" with required option number ①, ②, ③ or ④

## E4.1 | Series E4.32 | e-chain® accessories



### Strain relief system

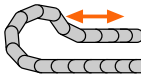
Clamps, tiwrap plates, nuggets and plug-in clips. The complete chainfix range with many order options ► **from page 10.1**



### Support tray tool kit

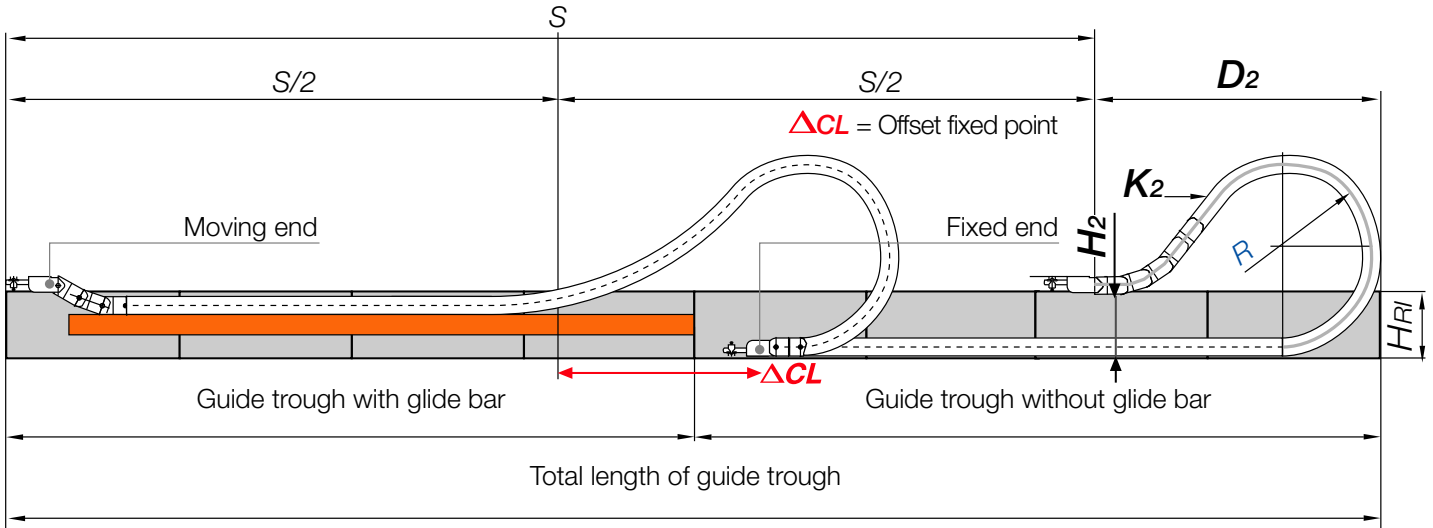
For support of the lower run. Simple one-piece support trays according to your requirements and specification ► **from page 9.70**

# E4.1 | Series E4.32 | Dimensions | Long travels



**Gliding applications** | For long travels from 10 m to max. 200 m

**Solution for long travel applications** - In this case the e-chain® upper run will be introduced in a guide trough on the lower run. For travels more than 100 m we recommend to realize the engineering of such a plant by our technicians. **In case of travels between 7 and 10 m we recommend a longer unsupported length.** More information ► **Design, from page 1.16.**



**Pitch** = 56 mm/link · **Links/m** = 18 (1008 mm) · **Chain length** =  $S/2 + K$

R	063	075	100	125	150	175	200	220	250	300
H <sub>2</sub>	126	150	166	166	166	166	166	166	166	166
D <sub>2</sub> <sup>+25</sup>	146	158	370	470	500	655	770	900	930	1100
K <sub>2</sub>	310	350	616	784	896	1120	1288	1456	1568	1904
ΔCL	-	-	160	210	240	370	460	540	570	690

## More solutions | for long travels

**System P4.32 - Profile rol e-chain®, low-noise** **Travels up to 600 m**    **v<sub>max</sub> 10 m/s**  
 Safe, maintenance-free for outdoor cranes or conveyor systems. Low-noise operation, high service life ► page 9.82

**rol e-chain® 2828R - Rolling instead of gliding** **Travels up to 400 m**    **v<sub>max</sub> 6,0 m/s**  
 Major reduction in drive power to less than 25 % for moving the e-chain® ► page 9.88

**autoglide E4.32.Bi.R.0.AG - Self-guiding, no guide troughs** **Travels ≤ 50 m**    **v<sub>max</sub> 1,5 m/s**  
 Self-guiding e-chainsystems® - No guide troughs required! ► page 9.92

### Specialty:

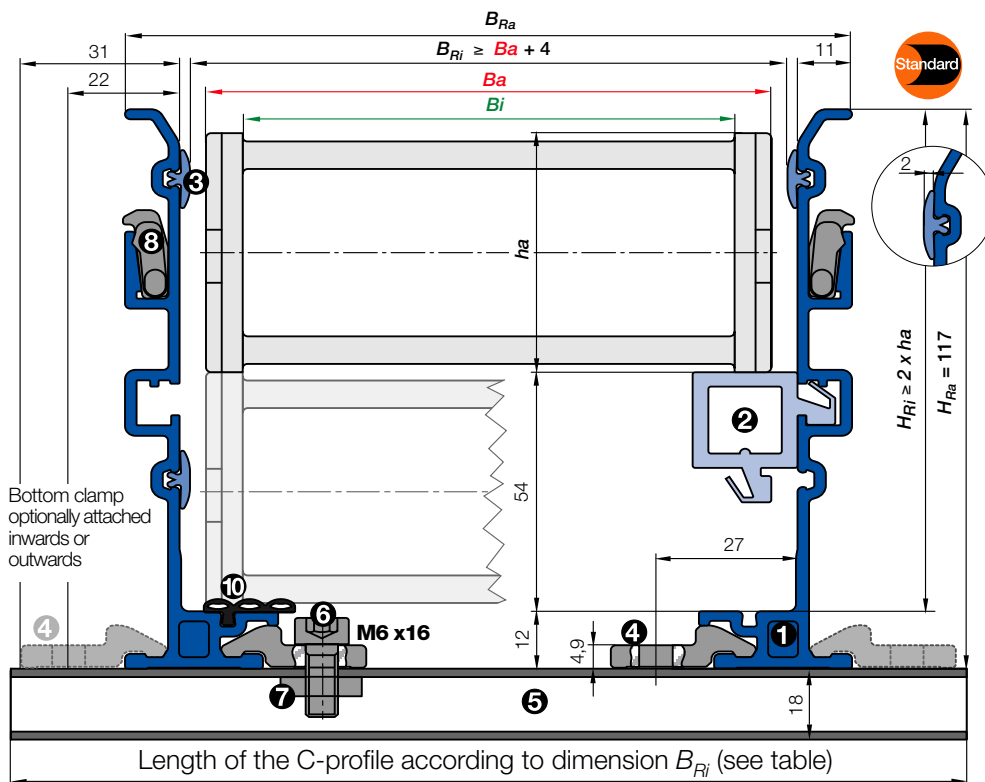
**guidelok horizontal - Upper run guide, unsupported** **Travels ≤ 50 m**  
 Chips cannot get stuck between upper and lower run - enormous increase of "self supporting" length of e-chains® ► page 9.97



The complete range of special solutions for long travel applications incl. order function ► from page 9.76



H<sub>2</sub> = Mounting height (if the moving end is set lower)    K<sub>2</sub> = Further add-on (if the moving end is set lower)    ΔCL = Offset fixed point    S = Length of travel  
 D<sub>2</sub> = Over length - long travels, gliding    R = Bending radius    H<sub>Ri</sub> = Inner trough height    S/2 = Half length of travel



- **Components, trough "Basic":** ① Trough side parts, aluminum, 2 m ② Glide bar, plastic, 2 m ③ Glide strips, plastic, 2 m (without glide strips on request) ⑩ Optional: Silencer profile, rubber
- **Components, installation set "Basic":** ④ Bottom clamp, aluminum ⑤ C-profile, galvanized steel ▶ table ⑥ Screw M6 x 16 ⑦ Sliding nut M6 ⑧ Interface connector, plastic

**Order example: Length of travel 30 m - Center mounted for Series E4.32.30.300.0 with  $B_{Ri} = 327$**

Guide trough set **without glide bar** (set of 2 trough side parts, incl. glide strips)

**Order text:** 16 m guide trough without glide bar (8 x 2 m sections) **Part No. 972.30.SL**

Guide trough set **with glide bar** (set of 2 trough side parts, incl. glide strips)

**Order text:** 16 m guide trough with glide bar (8 x 2 m sections) **Part No. 972.31.SL**

Installation set "Basic" complete (guide trough-sets + 1)

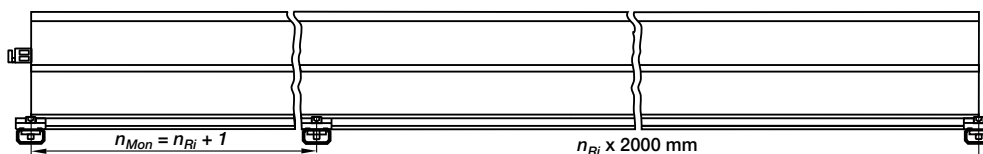
**Order text:** 17 installation sets **Part No. 960.30.375**

Module for the fixed end ▶ page 9.16

**Order text:** 1 set **Part No. 972.80**

**Option:** For an additional noise dampening

**with silencer profile, please add Index A - Example:** **Part No. 972.30.SLA**



Principle sketch: Number of installation sets to be installed = Number of trough sections + 1

**Details about Alu "SuperTrough" and the "Heavy Duty" version for heavy machinery ▶ from page 9.29**

- Trough set
- Installation set
- Glide bar
- C-Profile
- $Ba$  = Outer width e-chains\*
- $Bi$  = Inner width e-chains\*
- $B_{Ri}$  = Inner trough width
- $B_{Ra}$  = Outer trough width
- $H_{Ri}$  = Inner trough height
- $H_{Ra}$  = Outer trough height
- $n_{Mon}$  = Number of installation sets
- $n_{Ri}$  = Number of trough sets

**Installation set "Basic" with C-Profile**

Bottom clamp optionally attached inwards or outwards

E4.32.30.300.0 ▶ Order example

$B_{Ri}$ [mm]	Part No. attached inwards	Part No. attached outwards
.05	960.30.125	960.30.175
.06	960.30.150	960.30.200
.07	960.30.150	960.30.200
.087	960.30.175	960.30.225
.10	960.30.175	960.30.225
.11	960.30.200	960.30.250
.112	960.30.200	960.30.250
.12	960.30.200	960.30.250
.137	960.30.225	960.30.275
.15	960.30.225	960.30.275
.162	960.30.250	960.30.300
.17	960.30.250	960.30.300
.18	960.30.250	960.30.300
.187	960.30.275	960.30.325
.20	960.30.275	960.30.325
.212	960.30.300	960.30.350
.23	960.30.300	960.30.350
.237	960.30.325	960.30.375
.25	960.30.325	960.30.375
.262	960.30.350	960.30.400
.28	960.30.350	960.30.400
.29	960.30.375	960.30.425
.30	960.30.375	960.30.425
.312	960.30.400	960.30.450
.325	960.30.400	960.30.450
.337	960.30.425	960.30.475
.350	960.30.425	960.30.475
.362	960.30.450	960.30.500
.375	960.30.450	960.30.500
.387	960.30.475	960.30.525
.400	960.30.475	960.30.525

Insert for the installation set "Heavy-Duty": **972.50.XXX** instead of **960.30.XXX** on the right column "attached outwards"

# E4.1 | Series E4.32 | Options and order key



Standard

Additional noise dampening with pads

QuickLock crossbar - reduce assembly time up to 25%

Part No.  
Standard  
e-chains®/e-tubes



Part No.  
Low noise (with pads)  
e-chains®/e-tubes



Part No.  
QuickLock crossbar  
for inner radius



Part No.  
QuickLock crossbar  
for outer radius

Part No.  
QuickLock crossbar  
for both radii

QuickLock crossbars: inner widths from *Bi* 10 (100 mm)!



**E4.32.30.R.0**

Crossbar every link

**ES4.32.30.R.0**

Crossbar every link

**E4.32.30QZ.R.0**

Crossbar every link

**E4.32.30QE.R.0**

Crossbar every link

**E4.32.30Q.R.0**

Crossbar every link

**H4.32.30.R.0**

Crossbar every 2<sup>nd</sup> link

**HS4.32.30.R.0**

Crossbar every 2<sup>nd</sup> link

**H4.32.30QZ.R.0**

Crossbar every 2<sup>nd</sup> link

**H4.32.30QE.R.0**

Crossbar every 2<sup>nd</sup> link

**H4.32.30Q.R.0**

Crossbar every 2<sup>nd</sup> link

**R4.32.30.R.0**

e-tube, closed

**RS4.32.30.R.0**

e-tube, closed



Delivery in  
24h or today!\*

Delivery time:  
3-5 work days

Delivery time:  
3-5 work days

Delivery time:  
3-5 work days

Delivery time:  
3-5 work days

## Combination possibilities | Examples

	Low-noise option	QuickLock crossbar	NC-Version	RBR-Version	XXL-Material	HT-Material*	ESD-Material
Low-noise option		<b>ES4.32.30Q.R.0</b>	<b>ES4.32.30.R.0.NC</b>	-	<b>ES4.32.30.R.0.XXL</b>	<b>RS4.32.30.R.0.HT</b>	<b>ES4.32.30.R.0.ESD</b>
QuickLock crossbar	<b>ES4.32.30Q.R.0</b>		<b>E4.32.30Q.R.0.NC</b>	<b>E4.32.30Q.R1/R2.0</b>	<b>E4.32.30Q.R.0.XXL</b>	-	<b>E4.32.30Q.R.0.ESD</b>
NC-Version	<b>ES4.32.30.R.0.NC</b>	<b>E4.32.30Q.R.0.NC</b>		-	-	<b>R4.32.30.R.0.HT.NC</b>	<b>E4.32.30.R.0.ESD.NC</b>
RBR-Version	-	<b>E4.32.30Q.R1/R2.0</b>	-		-	<b>R4.32.30.R1/R2.0.HT</b>	<b>E4.32.30.R1/R2.0.ESD</b>
XXL-Material	<b>ES4.32.30.R.0.XXL</b>	<b>E4.32.30Q.R.0.XXL</b>	-	-		-	-
HT-Material*	<b>RS4.32.30.R.0.HT</b>	-	<b>R4.32.30.R.0.HT.NC</b>	<b>R4.32.30.R1/R2.0.HT</b>	-		-
ESD-	<b>ES4.32.30.R.0.ESD</b>	<b>E4.32.30Q.R.0.ESD</b>	<b>E4.32.30.R.0.ESD.NC</b>	<b>E4.32.30.R1/R2.0.ESD</b>	-	-	

\*for gliding applications please consult igus®

# E4.1 | Series E4.32 | Options and order key

Simply turn outer side link without additional work

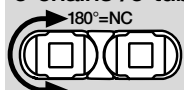
Reverse bending radius for circular movements

Unsupported lengths +25% possible


No burning-in of hot chips up to 850°C (1562° F)

ATEX/ESD classified e-chains® -  II 2 GD


**Part No.**  
**NC-Material**  
e-chains®/e-tubes




**Part No.**  
**RBR**  
e-chains®/e-tubes




**Part No.**  
**XXL-Material\*\***  
e-chains®/e-tubes



**Part No.**  
**HT-Material**  
only for e-tubes



**Part No.**  
**ESD-Material**  
e-chains®/e-tubes



**E4.32.30.R.0.NC**  
Crossbar every link

**E4.32.30.R1/R2.0**  
Crossbar every link

**E4.32.30.R.0.XXL**  
Crossbar every link

**R4.32.30.R.0.HT**  
Complete e-tube\*

**E4.32.30.R.0.ESD**  
Crossbar every link

**H4.32.30.R.0.NC**  
Crossbar every 2<sup>nd</sup> link

**H4.32.30.R1/R2.0**  
Crossbar every 2<sup>nd</sup> link

**H4.32.30.R.0.XXL**  
Crossbar every 2<sup>nd</sup> link

**R4.32.30.HT.R.0**  
Lid and bottom

**H4.32.30.R.0.ESD**  
Crossbar every 2<sup>nd</sup> link

**R4.32.30.R.0.NC**  
e-tube, closed

**R4.32.30.R1/R2.0**  
e-tube, closed

**R4.32.30.R.0.XXL**  
e-tube, closed

**R4.32.30.HTZ.R.0**  
Bottom only

**R4.32.30.R.0.ESD**  
e-tube, closed

**R4.32.30.HTE.R.0**  
Lid only

**Delivery in 24h or today!\***

**Delivery time: 10 work days**

**Delivery time: 1-2 weeks**

**Delivery time: 10 work days**

**Delivery time: 5 work days**

(2-5 work days with express surcharge)

\*\*Sidebands made from XXL-Material

\*for gliding applications please consult igus®

## Order example | Order key and color options

 **Order example for complete e-chain® (3,0 m, with crossbars every link), color black, mounting brackets with C-profiles and interior separation:**


**e-chain® (3,0 m)** Please indicate e-chain® length or number of links: 3,0 m or 54 links **E4.32.30.300.0**

**+ Mounting brackets** 1 set (with odd number of links and integrated C-profiles) **E4.320.30.1.12.C**

**+ Interior separation** with 2 separators assembled every 2<sup>nd</sup> link **2 x 32.1.1**

Order text: 3,0 m E4.32.30.300.0 + E4.320.30.1.12.C + 2 x Part No. 32.1.1

 **Order key**  
**E4.32.30.300.0**



### Color options for e-chains® and e-tubes

Color	Order index	Color	Order index
black	.0 from stock!	green*	.7
white*	.1	grey*	.3 for e-chains®
violet*	.5	dusty grey*	.3 for e-tubes
yellow*	.4	agate grey*	.11
orange*	.2	light grey*	.14
red*	.6	black grey*	.13
blue*	.8	yellow/black*	.9

**Black e-chains® from stock!** \*Colored e-chains® can delivered in 15 work days (5 work days at an express surcharge).

 **Available from stock. Delivery in 24h or today!\***

\*Delivery time means time until shipping of goods



## X-ON Electronics

Largest Supplier of Electrical and Electronic Components

*Click to view similar products for [Other Tools](#) category:*

*Click to view products by [Iigus](#) manufacturer:*

Other Similar products are found below :

[899-2-KT46](#) [568681-1](#) [CR-12FP4--260R](#) [5800-0090](#) [58061-1](#) [59085](#) [00-8273-RDPP](#) [593033](#) [593072](#) [593564100](#) [593575](#) [593593](#) [010-0003-0000](#) [011349-000](#) [CRCW08052740FRT1](#) [LUC-012S070DSM](#) [LUC-018S070DSP](#) [LUC-024S105DSP](#) [599-2021-3-NME](#) [599-JJ-2021-03](#) [CRCW2010331JR02](#) [601-JJ-06](#) [601-SPB](#) [601YSY](#) [602-JJ-03](#) [602SPB](#) [603-JJ-07-FP](#) [603-JJY-04](#) [CRTN1013](#) [CS16](#) [6-1579014-0](#) [62036240-1](#) [M43435 TY 1 SZ 3 FIN B BLK](#) [M43435 TY 2 SZ 3 FIN C BLK](#) [M-5Z](#) [M6816](#) [660-29ABT1](#) [662508-1](#) [CVHD-950X-93.333](#) [CW104-01X](#) [671-GP-04-KT39-73207](#) [CW307-01A](#) [CW30901A](#) [CW6211201A](#) [679793-1](#) [690191-1](#) [690191-3](#) [690317-2](#) [691409-4](#)