


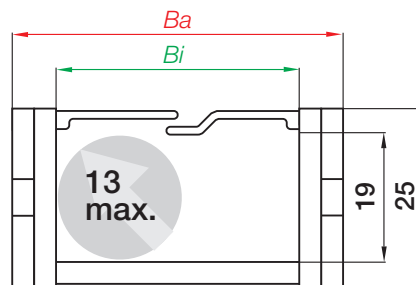
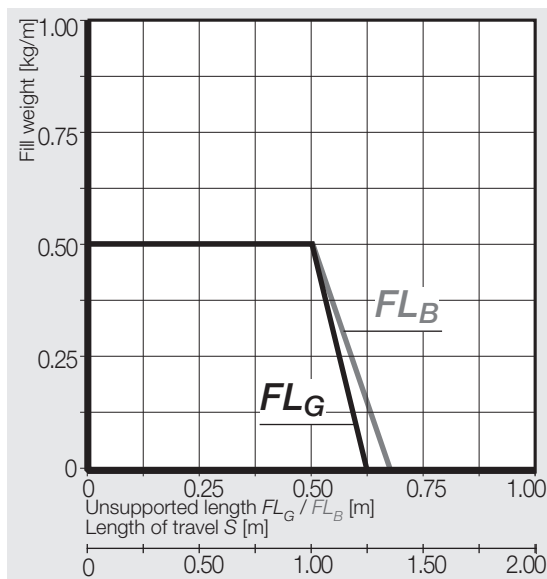
Series E14 | Split crossbar along the outer radius
Series Z14 | Split crossbar along the inner radius

 Split crossbar along outer radius	Split crossbar along inner radius	<i>Bi</i> [mm]	<i>Ba</i> [mm]	<i>R</i> Bending radii [mm]	Weight [kg/m]
E14. 1 .R.0	Z14. 1 .R.0	15	27	028 038 048 075 100 125	≈ 0,31
E14. 2 .R.0	Z14. 2 .R.0	25	37	028 038 048 075 100 125	≈ 0,32
E14. 3 .R.0	Z14. 3 .R.0	38	50	028 038 048 075 100 125	≈ 0,40
E14. 4 .R.0	Z14. 4 .R.0	50	62	028 038 048 075 100 125	≈ 0,44

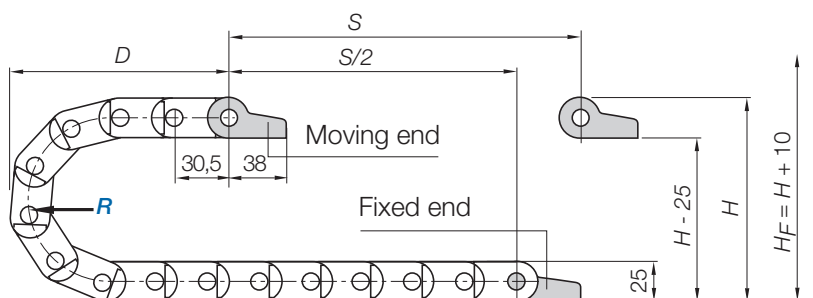
Supplement Part No. with required radius (*R*). Example: **E14.1.028.0**

Ba: pin dimension approx. 0,3 - 0,5 mm wider.

Dimensions



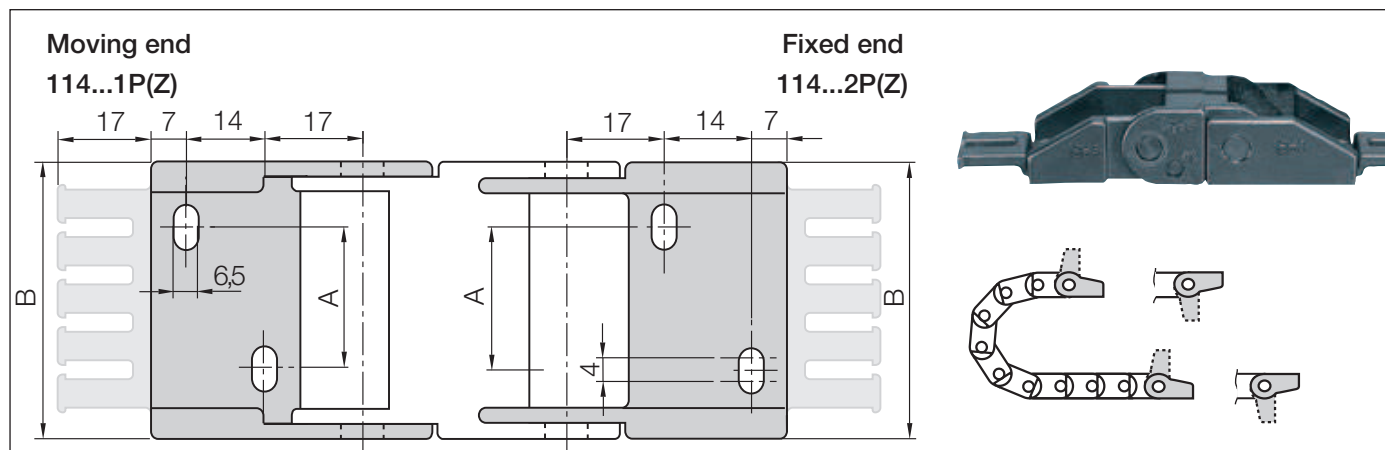
Inner height 20 mm
Pitch 30,5 mm/link
Links/m 33 (1006,5 mm)
Chain length $\frac{S}{2} + K$



<i>R</i>	028	038	048	075	100	125
<i>H</i>	81	101	121	175	225	275
<i>D</i>	86	96	106	133	158	183
<i>K</i>	150	185	215	300	380	455

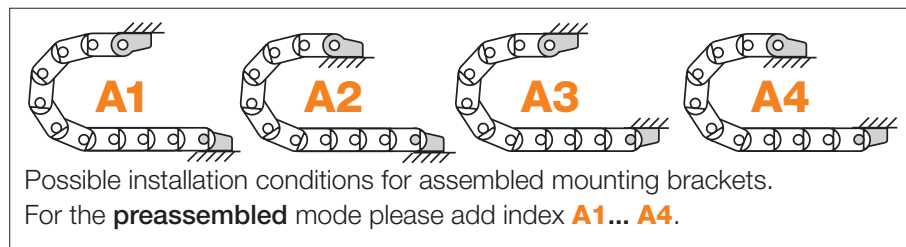
The required clearance height: $H_F = H + 10$ mm (with 0,2 kg/m fill weight)

Mounting brackets, polymer one-piece | locking | More features ► www.igus.eu/E14



Width Index	Standard	Part No. full set with tiewrap plates	Part No. full set without tiewrap plates	Dim. A [mm]	Dim. B [mm]	Number of teeth
1.	►	114.1.12PZ	114.1.12P	–	26,3	2
2.	►	114.2.12PZ	114.2.12P	10	36,3	3
3.	►	114.3.12PZ	114.3.12P	23	49,3	4
4.	►	114.4.12PZ	114.4.12P	35	61,3	5

Material mounting bracket - igumid G, temperature: -40° up to +120° C, VDE 0304 IIC UL94-HB



Part No. structure

114.2. 12 PZ A1 A...must be indicated on preassembled configurations

With strain relief tiewrap plates

Full set
Mounting bracket for selected width index

X-ON Electronics

Largest Supplier of Electrical and Electronic Components

Click to view similar products for [Iigus manufacturer](#):

Other Similar products are found below :

[GTM-1220-005](#) [E2.10.10.038.0](#) [E2.10.20.018.0](#) [E2.10.30.018.0](#) [E4.32.07.150.0](#) [E4.32.10.075.0](#) [E4.321.10.2.12](#) [158.050.100.0](#) [BB-626-](#)
[B180-10-ES](#) [168.075.125.0](#) [J260-PF-0175-0250](#) [1680.075.12](#) [I170-PF-0175-0250](#) [E2.100.20.34PZ](#) [E2.10.20.028.0](#) [E4.32.10.100.0](#) [EALM-10](#)
[XSM-0608-08](#) [WSM-0608-08](#) [158.100.175.0](#) [168.050.100.0](#) [168.150.200.0](#) [2000.32](#) [3480.150.150.0](#) [3000.12](#) [3100.34PZB](#) [E14.2.100.0](#)
[I180-PF-0175-0750](#) [WS-10-40-1250](#) [WS-10-40-500](#) [WS-16-1000](#) [WS-16-60-1000](#) [WS-20-80-1000](#) [A500FM-2528-16](#) [BB-6006-B180-30-ES](#)
[EBLM-20](#) [EGLM-12](#) [KARM-16](#) [KSTM-GT-40](#) [MFM-0408-04](#) [TRE.100.145.0.B](#) [WS-10-750](#) [WS-16-60-1250](#) [WS-16-60-500](#) [WW-](#)
[16-60-10](#) [WW-20-80-15](#) [XSM-0810-12](#) [06.16.018.0](#) [06.16.038.0](#) [06.20.018.0](#)