

Engineer Drawing

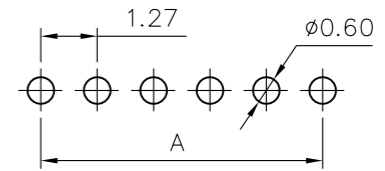
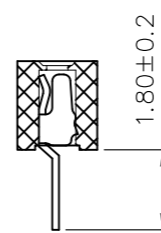
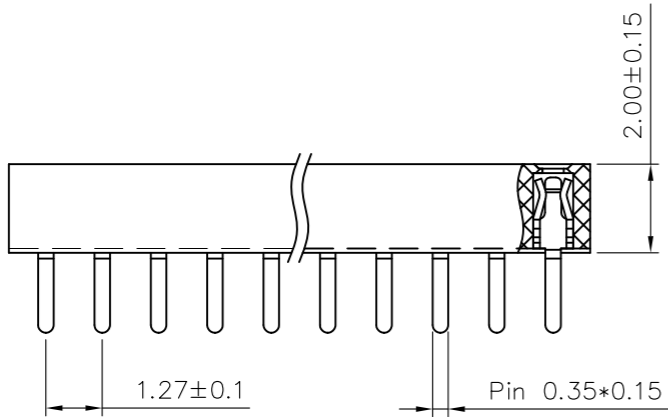
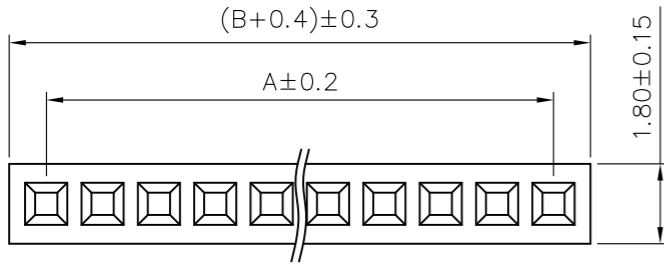
SPECIFICATIONS

Current Rating: 1.0 Amps
 Withstanding Voltage: AC 500V
 Insulation Resistance: 1000M Ω Min
 Contact Resistance: 20m Ω Max
 Operation Temperature: -40° to +105°
 Insulator Material: Polyester (UL94V-0)
 Contact Material: Phosphor bronze
 Standard: PA6T
 Contact Plating: Gold Flash
 Max. Processing Temp: 240° C for 30-60 seconds
 (260° C for 5 seconds)

IPCP 127 F XX X X XX X

① ② ③ ④ ⑤ ⑥ ⑦ ⑧

① Series Type ⑤ Material Code
 ② Pitch ⑥ Appearance Code
 ③ Connector Code ⑦ Serial Code
 ④ Pin Code ⑧ Other Code



RECOMMEND P. C. B LAYOUT
 PCB TOLERANCE: ± 0.05 (TOP VIEW)

| No. of | DIM. A | DIM. B | No. of | DIM. A | DIM. B | No. of | DIM. A | DIM. B | No. of | DIM. A | DIM. B | No. of | DIM. A | DIM. B |
|--------|--------|--------|--------|--------|--------|--------|--------|--------|--------|--------|--------|--------|--------|--------|
| 1 | — | — | 11 | 12.70 | 13.97 | 21 | 25.40 | 26.67 | 31 | 38.10 | 39.37 | 41 | 50.80 | 52.07 |
| 2 | 1.27 | 2.54 | 12 | 13.97 | 15.24 | 22 | 26.67 | 27.94 | 32 | 39.37 | 40.64 | 42 | 52.07 | 53.34 |
| 3 | 2.54 | 3.81 | 13 | 15.24 | 16.51 | 23 | 27.94 | 29.21 | 33 | 40.64 | 41.91 | 43 | 53.34 | 54.61 |
| 4 | 3.81 | 5.08 | 14 | 16.51 | 17.78 | 24 | 29.21 | 30.48 | 34 | 41.91 | 43.18 | 44 | 54.61 | 55.88 |
| 5 | 5.08 | 6.35 | 15 | 17.78 | 19.05 | 25 | 30.48 | 31.75 | 35 | 43.18 | 44.45 | 45 | 55.88 | 57.15 |
| 6 | 6.35 | 7.62 | 16 | 19.05 | 20.32 | 26 | 31.75 | 33.02 | 36 | 44.45 | 45.72 | 46 | 57.15 | 58.42 |
| 7 | 7.62 | 8.89 | 17 | 20.32 | 21.59 | 27 | 33.02 | 34.29 | 37 | 45.72 | 46.99 | 47 | 58.42 | 59.69 |
| 8 | 8.89 | 10.16 | 18 | 21.59 | 22.86 | 28 | 34.29 | 35.56 | 38 | 46.99 | 48.26 | 48 | 59.69 | 60.96 |
| 9 | 10.16 | 11.43 | 19 | 22.86 | 24.13 | 29 | 35.56 | 36.83 | 39 | 48.26 | 49.53 | 49 | 60.96 | 62.23 |
| 10 | 11.43 | 12.70 | 20 | 24.13 | 25.40 | 30 | 36.83 | 38.10 | 40 | 49.53 | 50.80 | 50 | 62.23 | 63.50 |

| | | |
|---------------------------------------------------------------------------------------------------------------------------------------------------------------------------------|-------------------------------------------------|-----------------------------------------------------------|
| TOLERANCES: X. = ± 0.30 X.X = ± 0.25 X.XX = ± 0.20 GENERAL ANGLE X° = $\pm 5^\circ$ X.X° = $\pm 1^\circ$ X.XX° = $\pm 0.5^\circ$ | NCP | www.i-ncp.com |
| | PART NO: IPCP127F xx 08V | NAME: 1.27FH H2.0 1xnPin 180° W1 .8 U Type PC1.8 6T |
| | DRAWING NO IPCP127F08V | |
| | SHEET 1 OF 1 UNITS:mm SCALE:1:1 REV.01 | |

X-ON Electronics

Largest Supplier of Electrical and Electronic Components

Click to view similar products for [Headers & Wire Housings](#) category:

Click to view products by [INCP](#) manufacturer:

Other Similar products are found below :

[0015917161](#) [0022155065](#) [57102-F02-18ULF](#) [58102-G61-06LF](#) [582553-1](#) [01.001.5753.1](#) [0050291907](#) [02.125.8002.8](#) [609-3404](#) [61062-3](#)
[CSU011177004](#) [622-0430](#) [622-3653LF](#) [63453-116](#) [636-1030](#) [636-1427](#) [636-3427](#) [636-4007](#) [641938-9](#) [65495-038](#) [65692-001LF](#) [65781-018](#)
[65781-047](#) [65817-010LF](#) [65817-015LF](#) [67095-007LF](#) [67601157](#) [68631-112](#) [68645-018](#) [699319-000](#) [70.362.1628.0](#) [70-4210](#) [70-4226B](#) [70-](#)
[4853B](#) [71.350.2428.0](#) [733-134](#) [733-162](#) [MHR-64-VUAL](#) [80.063.4001.1](#) [800-90-001-10-001000](#) [801-43-002-10-013000](#) [801-43-006-10-](#)
[002000](#) [803-43-024-10-001000](#) [803-93-012-10-001000](#) [8-1437020-4](#) [819-22-004-30-001101](#) [820-22-006-30-001101](#) [820-22-008-30-001101](#)
[821-22-002-10-001101](#) [821-22-003-10-002101](#)