

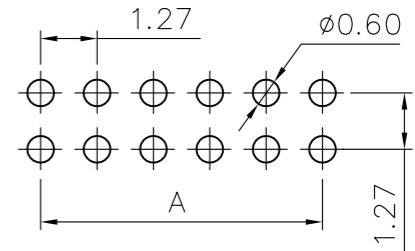
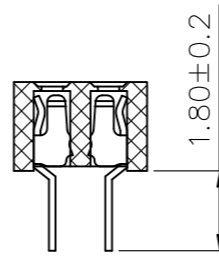
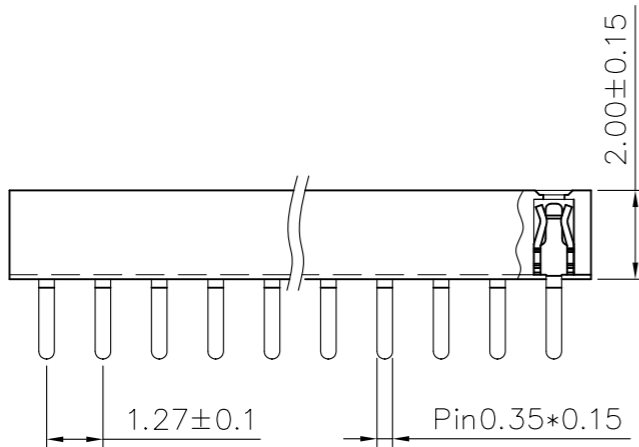
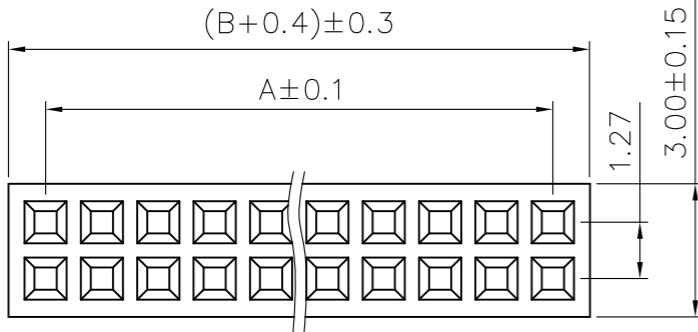
# Engineer Drawing

## SPECIFICATIONS

Current Rating: 1.0 Amps  
 Withstanding Voltage: AC 500V  
 Insulation Resistance: 1000M $\Omega$  Min  
 Contact Resistance: 20m $\Omega$  Max  
 Operation Temperature: -40° to +105°  
 Insulator Material: Polyester (UL94V-0)  
 Contact Material: Phosphor bronze  
 Standard: PA6T  
 Contact Plating: Gold Flash  
 Max. Processing Temp: 240° C for 30-60 seconds  
 (260° C for 5 seconds)

**IPCP 127 F XX X X XX X**

- |                  |   |   |   |                   |   |   |   |
|------------------|---|---|---|-------------------|---|---|---|
| ①                | ② | ③ | ④ | ⑤                 | ⑥ | ⑦ | ⑧ |
| ① Series Type    |   |   |   | ⑤ Material Code   |   |   |   |
| ② Pitch          |   |   |   | ⑥ Appearance Code |   |   |   |
| ③ Connector Code |   |   |   | ⑦ Serial Code     |   |   |   |
| ④ Pin Code       |   |   |   | ⑧ Other Code      |   |   |   |



**RECOMMEND P. C. B LAYOUT**

PCB TOLERANCE:  $\pm 0.05$  (TOP VIEW)

No. of	DIM. A	DIM. B	No. of	DIM. A	DIM. B	No. of	DIM. A	DIM. B	No. of	DIM. A	DIM. B	No. of	DIM. A	DIM. B
1	—	—	11	12.70	13.97	21	25.40	26.67	31	38.10	39.37	41	50.80	52.07
2	1.27	2.54	12	13.97	15.24	22	26.67	27.94	32	39.37	40.64	42	52.07	53.34
3	2.54	3.81	13	15.24	16.51	23	27.94	29.21	33	40.64	41.91	43	53.34	54.61
4	3.81	5.08	14	16.51	17.78	24	29.21	30.48	34	41.91	43.18	44	54.61	55.88
5	5.08	6.35	15	17.78	19.05	25	30.48	31.75	35	43.18	44.45	45	55.88	57.15
6	6.35	7.62	16	19.05	20.32	26	31.75	33.02	36	44.45	45.72	46	57.15	58.42
7	7.62	8.89	17	20.32	21.59	27	33.02	34.29	37	45.72	46.99	47	58.42	59.69
8	8.89	10.16	18	21.59	22.86	28	34.29	35.56	38	46.99	48.26	48	59.69	60.96
9	10.16	11.43	19	22.86	24.13	29	35.56	36.83	39	48.26	49.53	49	60.96	62.23
10	11.43	12.70	20	24.13	25.40	30	36.83	38.10	40	49.53	50.80	50	62.23	63.50

**TOLERANCES:**  
 X. =  $\pm 0.30$   
 X.X =  $\pm 0.25$   
 X.XX =  $\pm 0.20$   
**GENERAL ANGLE**  
 X° =  $\pm 5^\circ$   
 X.X° =  $\pm 1^\circ$   
 X.XX° =  $\pm 0.5^\circ$

<b>NCP</b>	<a href="http://www.i-ncp.com">www.i-ncp.com</a>	
PART NO: IPCP127F xx 28V	NAME: 1.27FH H2.0 2xnPin 180° W3.0 U Type PC1.8 6T	
DRAWING NO IPCP127F28V		
SHEET 1 OF 1	UNITS: mm	SCALE: 1:1
		REV: 01

## X-ON Electronics

Largest Supplier of Electrical and Electronic Components

*Click to view similar products for [Headers & Wire Housings](#) category:*

*Click to view products by [INCP](#) manufacturer:*

Other Similar products are found below :

[0015917161](#) [0022155065](#) [57102-F02-18ULF](#) [58102-G61-06LF](#) [582553-1](#) [01.001.5753.1](#) [0050291907](#) [02.125.8002.8](#) [609-3404](#) [61062-3](#)  
[CSU011177004](#) [622-0430](#) [622-3653LF](#) [63453-116](#) [636-1030](#) [636-1427](#) [636-3427](#) [636-4007](#) [641938-9](#) [65495-038](#) [65692-001LF](#) [65781-018](#)  
[65781-047](#) [65817-010LF](#) [65817-015LF](#) [67095-007LF](#) [67601157](#) [68631-112](#) [68645-018](#) [699319-000](#) [70.362.1628.0](#) [70-4210](#) [70-4226B](#) [70-](#)  
[4853B](#) [71.350.2428.0](#) [733-134](#) [733-162](#) [MHR-64-VUAL](#) [80.063.4001.1](#) [800-90-001-10-001000](#) [801-43-002-10-013000](#) [801-43-006-10-](#)  
[002000](#) [803-43-024-10-001000](#) [803-93-012-10-001000](#) [8-1437020-4](#) [819-22-004-30-001101](#) [820-22-006-30-001101](#) [820-22-008-30-001101](#)  
[821-22-002-10-001101](#) [821-22-003-10-002101](#)