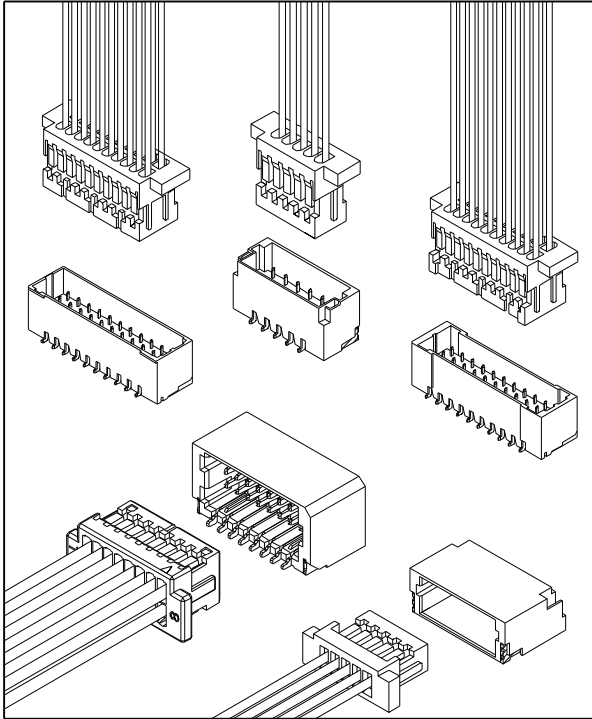


1.00mm Pitch Wire To Board Connector

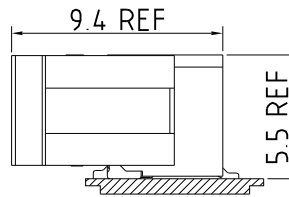


Assembly Layout

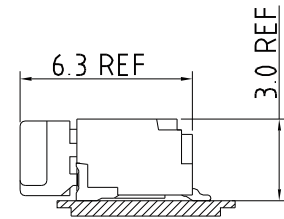
Specification

Circuits	02-24 , 2x04-2x25
Pitch	1.00mm
Current Rating	1A AC/DC
Voltage Rating	50V AC/DC
Contact Resistance	20mΩ MAX.
Withstand Voltage	500V AC/minute
Insulation Resistance	100MΩ MIN.
Temperature Range	-40°C - +85°C
Applicable Wire Range	AWG #26 - #36

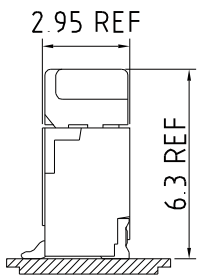
Right Angle Dual Row K-Type



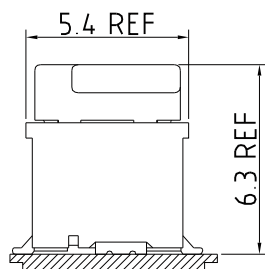
Right Angle Type



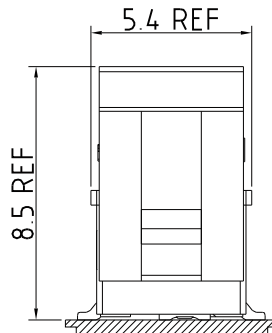
Vertical Type



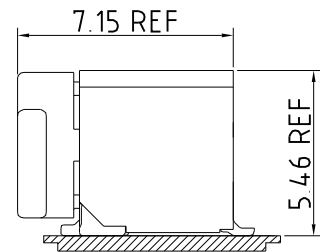
Vertical Dual Row Type



Vertical Dual Row K-Type



Right Angle Dual Row Type



IPCW100 * ** * * * * *
 ① ② ③ ④ ⑤ ⑥ ⑦ ⑧

- ① Series Type. IPCW100
- ② Connector Type.
T: Terminal
W: Wafer
H: Housing
- ③ Pin code.
Terminal: Serial number
Wafer or Housing: x row x pin number of row
- ④ Material code.
- ⑤ Appearance code.
- ⑥ Internal code
- ⑦ Company code.

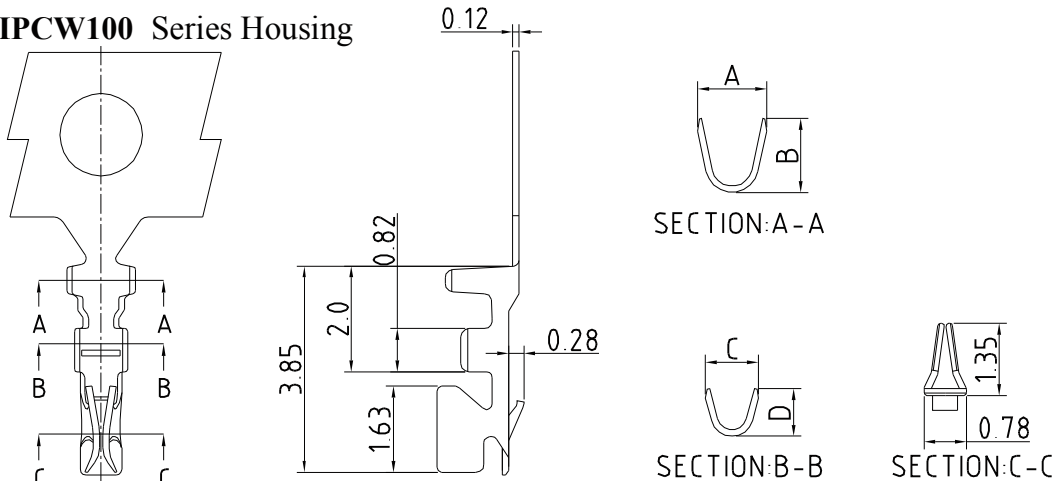
- ⑧ Other code.
Housing
A: Single Row -02
K: Dual Row -02
Wafer
V: Vertical SMT Type
R: Right Angle SMT Type
O: Vertical Dual Row SMT Type with post
P: Vertical Dual Row SMT Type
K: Vertical Dual Row K-Type SMT Type
H: Right Angle Dual Row SMT Type
N: Right Angle Dual Row SMT K-Type

1.00mm Pitch Wire To Board Connector

Terminal Unit : mm

Features

Use with: IPCW100 Series Housing



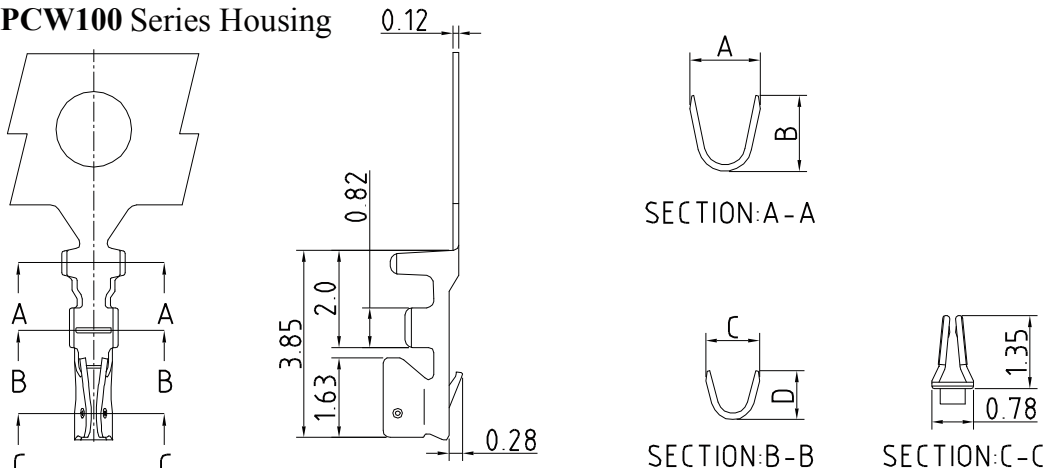
CONTACT INFORMATION

Part No.	Wire Range	Insulation O.D.	DIM.(mm)				Material	Finish	Q'ty/Reel
			A	B	C	D			
IPCW100T01*	AWG #26-#28	0.90mm(MAX.)	1.4	1.7	1.1	1.1	Phosphor bronze	See note	15,000pcs
IPCW100T02*	AWG #28-#32	0.80mm(MAX.)	1.3	1.4	1.0	0.9			
IPCW100T03*	AWG #32-#34	0.40mm(MAX.)	1.1	1.0	1.0	0.9			
IPCW100T04*	AWG #36	0.30mm(MAX.)	1.05	1.15	0.85	0.65			

Terminal

Features

Use with: IPCW100 Series Housing



CONTACT INFORMATION

Part No.	Wire Range	Insulation O.D.	DIM.(mm)				Material	Finish	Q'ty/Reel
			A	B	C	D			
IPCW100T05*	AWG #26-#28	0.90mm(MAX.)	1.4	1.7	1.1	1.1	Phosphor bronze	See note	15,000pcs
IPCW100T06*	AWG #28-#32	0.80mm(MAX.)	1.3	1.4	1.0	0.9			
IPCW100T07*	AWG #32-#34	0.40mm(MAX.)	1.1	1.0	1.0	0.9			
IPCW100T08*	AWG #36	0.30mm(MAX.)	1.05	1.15	0.85	0.65			

1.00mm Pitch Wire To Board Connector

Unit : mm

Housing Single Row

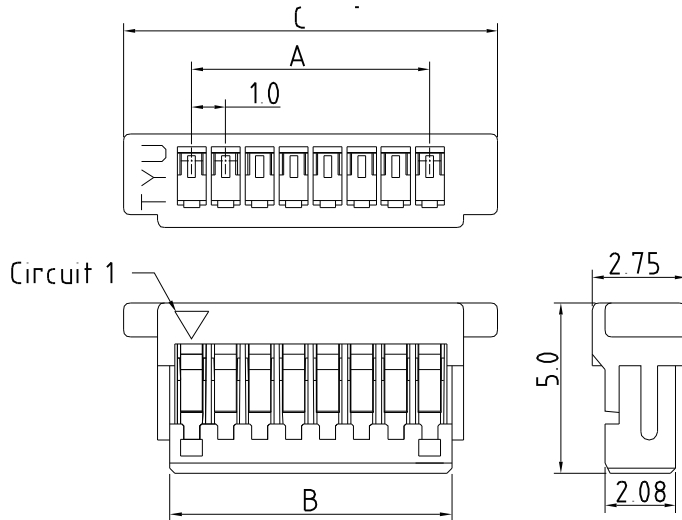
Features

Available Number of Circuits: 02 - 24

Material: Regular Thermoplastic 94V-0

Use with: IPCW100 Crimp Terminal

Mates with : IPCW100 Series Single Row Wafer



Dimension and Order Information

Circuits	Part No.	DIM.(mm)		
		A	B	C
2	IPCW100H12*	1.00	2.30	5.00
3	IPCW100H13*	2.00	3.30	6.00
4	IPCW100H14*	3.00	4.30	7.00
5	IPCW100H15*	4.00	5.30	8.00
6	IPCW100H16*	5.00	6.30	9.00
7	IPCW100H17*	6.00	7.30	10.00
8	IPCW100H18*	7.00	8.30	11.00
9	IPCW100H19*	8.00	9.30	12.00
10	IPCW100H1A*	9.00	10.30	13.00
11	IPCW100H1B*	10.00	11.30	14.00
12	IPCW100H1C*	11.00	12.30	15.00
13	IPCW100H1D*	12.00	13.30	16.00
14	IPCW100H1E*	13.00	14.30	17.00
15	IPCW100H1F*	14.00	15.30	18.00
16	IPCW100H1G*	15.00	16.30	19.00
17	IPCW100H1H*	16.00	17.30	20.00
18	IPCW100H1I*	17.00	18.30	21.00
19	IPCW100H1J*	18.00	19.30	22.00
20	IPCW100H1K*	19.00	20.30	23.00
24	IPCW100H1L*	23.00	24.30	27.00

Housing Single Row -02

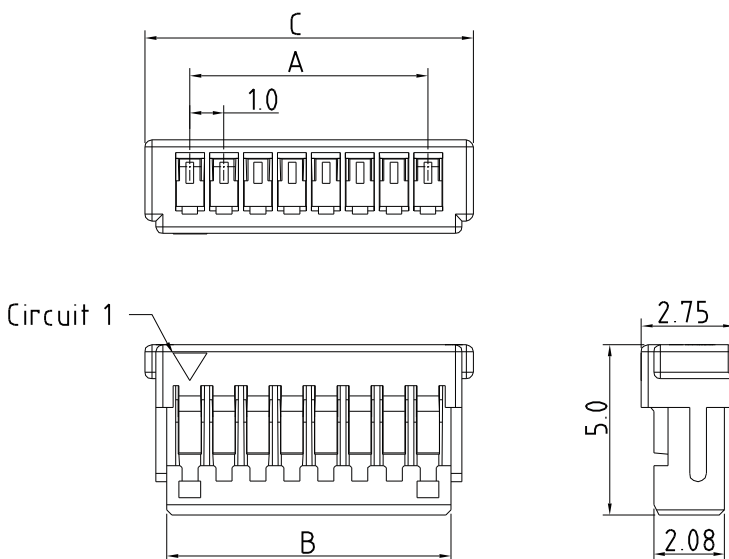
Features

Available Number of Circuits: 02 - 24

Material: Regular Thermoplastic 94V-0

Use with: IPCW100 Crimp Terminal

Mates with : IPCW100 Series Single Row Wafer



Dimension and Order Information

Circuits	Part No.	DIM.(mm)		
		A	B	C
2	IPCW100H12*A	1.00	2.35	3.65
3	IPCW100H13*A	2.00	3.35	4.65
4	IPCW100H14*A	3.00	4.35	5.65
5	IPCW100H14*A	4.00	5.35	6.65
6	IPCW100H15*A	5.00	6.35	7.65
7	IPCW100H17*A	6.00	7.35	8.65
8	IPCW100H18*A	7.00	8.35	9.65
9	IPCW100H19*A	8.00	9.35	10.65
10	IPCW100H1A*A	9.00	10.35	11.65
11	IPCW100H1B*A	10.00	11.35	12.65
12	IPCW100H1C*A	11.00	12.35	13.65
13	IPCW100H1D*A	12.00	13.35	14.65
14	IPCW100H1E*A	13.00	14.35	15.65
15	IPCW100H1F*A	14.00	15.35	16.65
16	IPCW100H1G*A	15.00	16.35	17.65
17	IPCW100H1H*A	16.00	17.35	18.65
18	IPCW100H1I*A	17.00	18.35	19.65
19	IPCW100H1J*A	18.00	19.35	20.65
20	IPCW100H1K*A	19.00	20.35	21.65
24	IPCW100H1L*A	23.00	24.35	25.65

1.00mm Pitch Wire To Board Connector

Unit : mm

Housing Dual Row

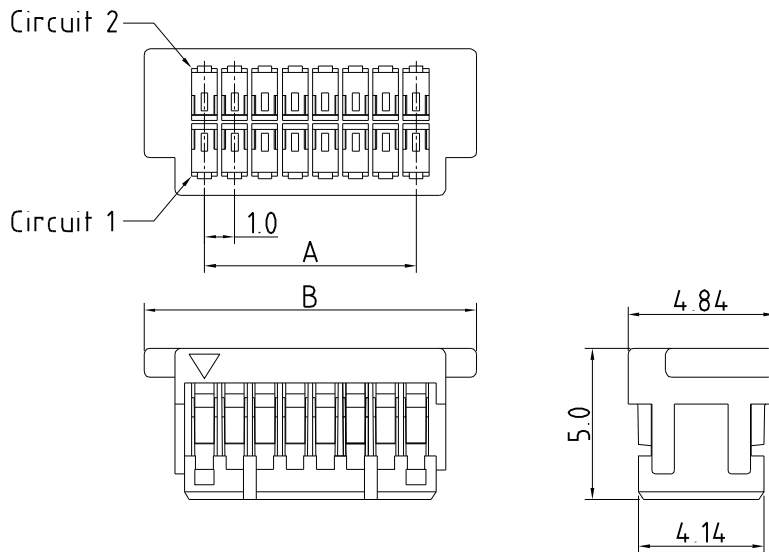
Features

Available Number of Circuits : 2x05-2x25

Material : Regular Thermoplastic UL 94V-0

Use with : IPCW100 Crimp Terminal

Mates with : IPCW100 Series Dual Row Wafer



Dimension and Order Information

Circuits	Part No.	DIM.(mm)	
		A	B
10	IPCW100H25*	4.00	8.00
12	IPCW100H26*	5.00	9.00
14	IPCW100H27*	6.00	10.00
16	IPCW100H28*	7.00	11.00
18	IPCW100H29*	8.00	12.00
20	IPCW100H2A*	9.00	13.00
24	IPCW100H2C*	11.00	15.00
30	IPCW100H2F*	14.00	18.00
40	IPCW100H2K*	19.00	23.00
50	IPCW100H2P*	24.00	28.00

Housing Dual Row -02

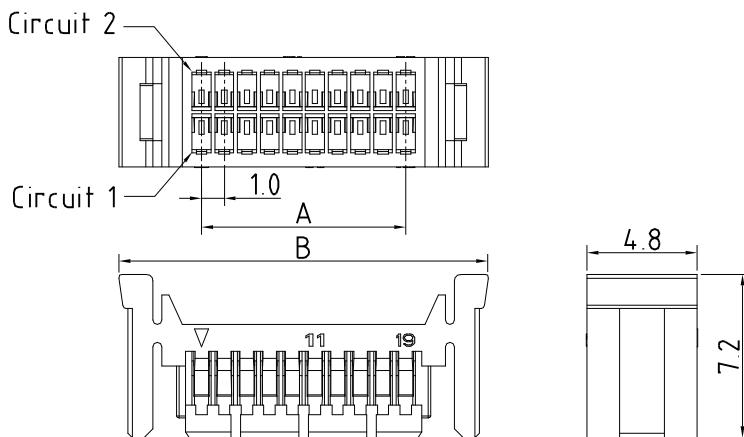
Features

Available Number of Circuits : 2x05-2x25

Material : Regular Thermoplastic UL 94V-0

Use with : IPCW100 Crimp Terminal

Mates with : IPCW100 Series Dual Row K-Type Wafer



Dimension and Order Information

Circuits	Part No.	DIM.(mm)	
		A	B
10	IPCW100H25*K	4.00	11.30
12	IPCW100H26*K	5.00	12.30
14	IPCW100H27*K	6.00	13.30
16	IPCW100H28*K	7.00	14.30
18	IPCW100H29*K	8.00	15.30
20	IPCW100H2A*K	9.00	16.30
24	IPCW100H2C*K	11.00	18.30
30	IPCW100H2G*K	14.00	21.30
40	IPCW100H2K*K	19.00	26.30
50	IPCW100H2P*K	24.00	31.30

1.00mm Pitch Wire To Board Connector

Unit : mm

Wafer

Vertical SMT Type

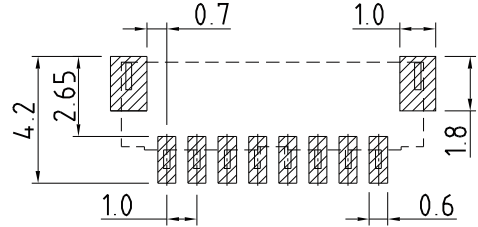
Features

Available Number of Circuits : 02 - 20

Material : High Temperature Thermoplastic 94V-0

Contact : 0.2mm(.008") Copper Alloy , Tin-plated

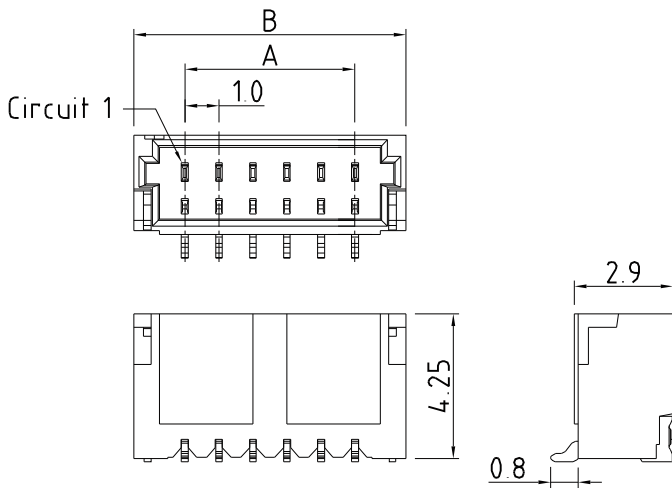
Mates with : IPCW100 Series Single Row Housing



P.C.B LAYOUT

Dimension and Order Information

Circuits	Part No.	DIM.(mm)	
		A	B
2	IPCW100W12*V	1.00	4.00
3	IPCW100W13*V	2.00	5.00
4	IPCW100W14*V	3.00	6.00
5	IPCW100W15*V	4.00	7.00
6	IPCW100W16*V	5.00	8.00
7	IPCW100W17*V	6.00	9.00
8	IPCW100W18*V	7.00	10.00
9	IPCW100W19*V	8.00	11.00
10	IPCW100W1A*V	9.00	12.00
11	IPCW100W1B*V	10.00	13.00
12	IPCW100W1C*V	11.00	14.00
13	IPCW100W1D*V	12.00	15.00
14	IPCW100W1E*V	13.00	16.00
15	IPCW100W1F*V	14.00	17.00
16	IPCW100W1G*V	15.00	18.00
17	IPCW100W1H*V	16.00	19.00
18	IPCW100W1I*V	17.00	20.00
19	IPCW100W1J*V	18.00	21.00
20	IPCW100W1K*V	19.00	22.00



Wafer

Right Angle SMT Type

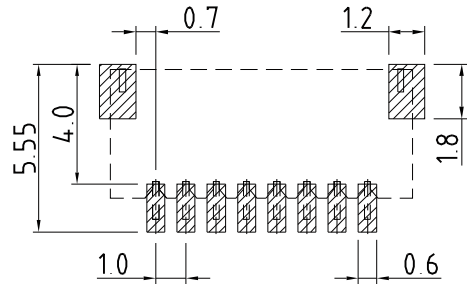
Features

Available Number of Circuits : 02 - 20

Material : High Temperature Thermoplastic 94V-0

Contact : 0.2mm(.008") Copper Alloy , Tin-plated

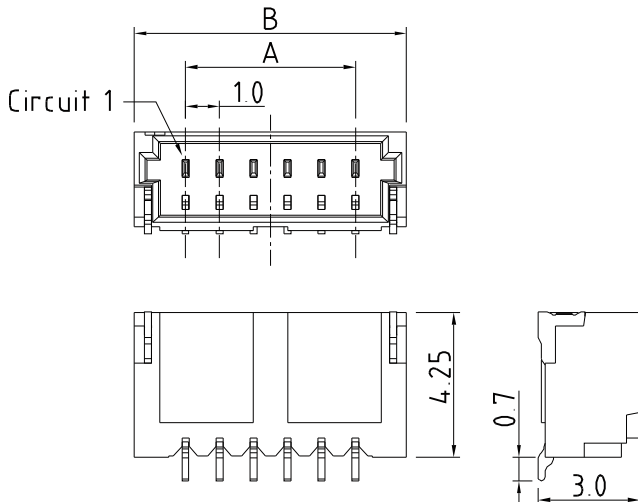
Mates with : IPCW100 Series Single Row Housing



P.C.B LAYOUT

Dimension and Order Information

Circuits	Part No.	DIM.(mm)	
		A	B
2	IPCW100W12*R	1.00	4.00
3	IPCW100W13*R	2.00	5.00
4	IPCW100W14*R	3.00	6.00
5	IPCW100W15*R	4.00	7.00
6	IPCW100W16*R	5.00	8.00
7	IPCW100W17*R	6.00	9.00
8	IPCW100W18*R	7.00	10.00
9	IPCW100W19*R	8.00	11.00
10	IPCW100W1A*R	9.00	12.00
11	IPCW100W1B*R	10.00	13.00
12	IPCW100W1C*R	11.00	14.00
13	IPCW100W1D*R	12.00	15.00
14	IPCW100W1E*R	13.00	16.00
15	IPCW100W1F*R	14.00	17.00
16	IPCW100W1G*R	15.00	18.00
17	IPCW100W1H*R	16.00	19.00
18	IPCW100W1I*R	17.00	20.00
19	IPCW100W1J*R	18.00	21.00
20	IPCW100W1K*R	19.00	22.00



1.00mm Pitch Wire To Board Connector

Unit : mm

Wafer Vertical Dual Row SMT Type with post

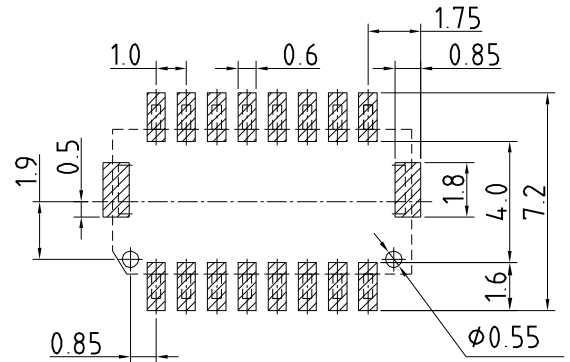
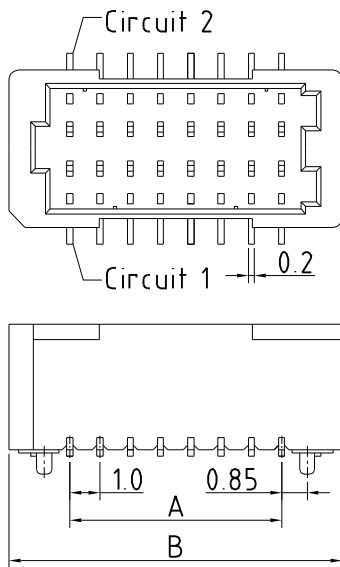
Features

Available Number of Circuits : 2x05-2x25

Material : High Temperature Thermoplastic 94V-0

Contact : 0.2mm(.008") Copper Alloy , Tin-plated

Mates with : IPCW100 Series Dual Row Housing



P.C.B LAYOUT

Dimension and Order Information

Circuits	Part No.	DIM.(mm)	
		A	B
10	IPCW100W25*O	4.00	7.30
12	IPCW100W26*O	5.00	8.30
14	IPCW100W27*O	6.00	9.30
16	IPCW100W28*O	7.00	10.30
18	IPCW100W29*O	8.00	11.30
20	IPCW100W2A*O	9.00	12.30
30	IPCW100W2F*O	14.00	17.30
40	IPCW100W2K*O	19.00	22.30
50	IPCW100W2P*O	24.00	27.30

Wafer Vertical Dual Row SMT Type

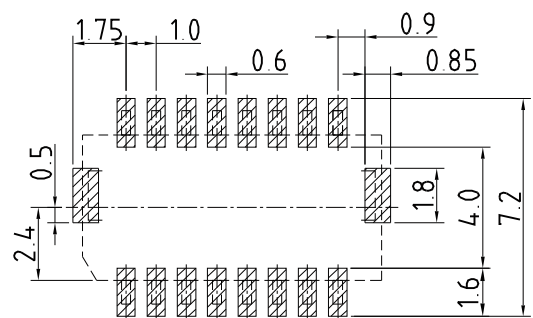
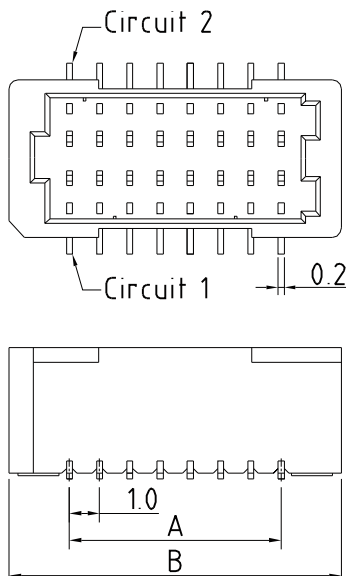
Features

Available Number of Circuits : 2x05-2x25

Material : High Temperature Thermoplastic 94V-0

Contact : 0.2mm(.008") Copper Alloy , Tin-plated

Mates with : IPCW100 Series Dual Row Housing



P.C.B LAYOUT

Dimension and Order Information

Circuits	Part No.	DIM.(mm)	
		A	B
10	IPCW100W25*P	4.00	7.30
12	IPCW100W26*P	5.00	8.30
14	IPCW100W27*P	6.00	9.30
16	IPCW100W28*P	7.00	10.30
18	IPCW100W29*P	8.00	11.30
20	IPCW100W2A*P	9.00	12.30
30	IPCW100W2F*P	14.00	17.30
40	IPCW100W2K*P	19.00	22.30
50	IPCW100W2P*P	24.00	27.30

1.00mm Pitch Wire To Board Connector

Unit : mm

Wafer Vertical Dual Row K-Type SMT Type

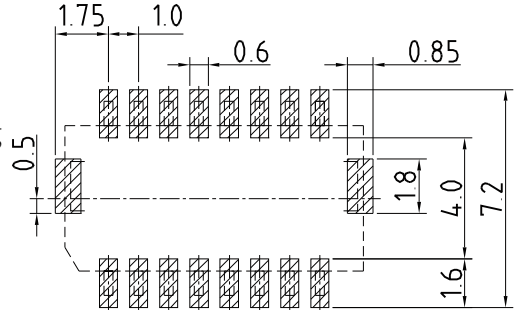
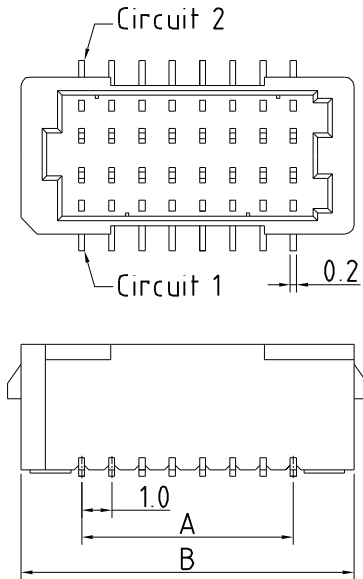
Features

Available Number of Circuits : 2x04-2x25

Material : High Temperature Thermoplastic 94V-0

Contact : 0.2mm(.008") Copper Alloy , Tin-plated

Mates with : IPCW100 Series Dual Row K-Type Housing



P.C.B LAYOUT

Dimension and Order Information

Circuits	Part No.	DIM.(mm)	
		A	B
8	IPCW100W24*K	3.00	7.10
10	IPCW100W25*K	4.00	8.10
12	IPCW100W26*K	5.00	9.10
14	IPCW100W27*K	6.00	10.10
16	IPCW100W28*K	7.00	11.10
18	IPCW100W29*K	8.00	12.10
20	IPCW100W2A*K	9.00	13.10
22	IPCW100W2B*K	10.00	14.10
24	IPCW100W2C*K	11.00	15.10
30	IPCW100W2F*K	14.00	18.10
40	IPCW100W2K*K	19.00	23.10
50	IPCW100W2P*K	24.00	28.10

Wafer

Right Angle Dual Row SMT Type

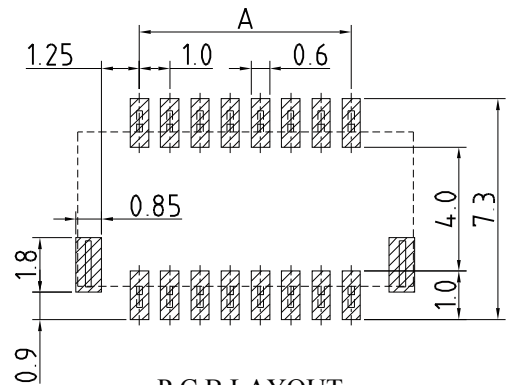
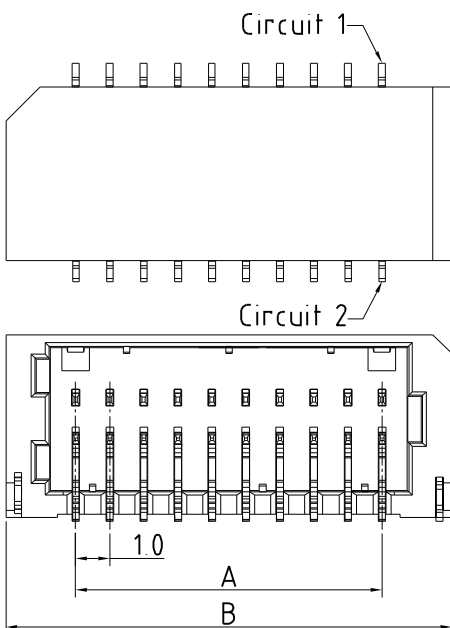
Features

Available Number of Circuits : 2x05-2x25

Material : High Temperature Thermoplastic 94V-0

Contact : 0.2mm(.008") Copper Alloy , Tin-plated

Mates with : IPCW100 Series Dual Row Housing



P.C.B LAYOUT

Dimension and Order Information

Circuits	Part No.	DIM.(mm)	
		A	B
10	IPCW100W25*H	4.00	8.10
12	IPCW100W26*H	5.00	9.10
14	IPCW100W27*H	6.00	10.10
16	IPCW100W28*H	7.00	11.10
18	IPCW100W29*H	8.00	12.10
20	IPCW100W2A*H	9.00	13.10
30	IPCW100W2F*H	14.00	18.10
40	IPCW100W2K*H	19.00	23.10
50	IPCW100W2P*H	24.00	28.10

1.00mm Pitch Wire To Board Connector

Unit : mm

Wafer Right Angle Dual Row SMT K- Type

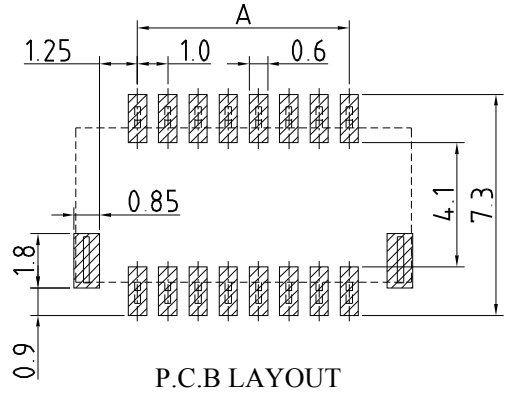
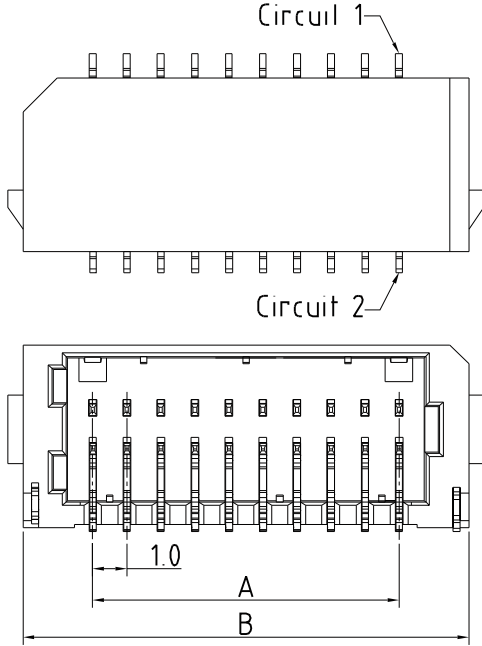
Features

Available Number of Circuits : 2x05-2x25

Material : High Temperature Thermoplastic 94V-0

Contact: 0.2mm(.008") Copper Alloy , Tin-plated

Mates with : IPCW100 Series Dual Row Housing



Dimension and Order Information

Circuits	Part No.	DIM.(mm)	
		A	B
10	IPCW100W25*N	4.00	8.10
12	IPCW100W26*N	5.00	9.10
14	IPCW100W27*N	6.00	10.10
16	IPCW100W28*N	7.00	11.10
18	IPCW100W29*N	8.00	12.10
20	IPCW100W2A*N	9.00	13.10
30	IPCW100W2F*N	14.00	18.10
40	IPCW100W2K*N	19.00	23.10
50	IPCW100W2P*N	24.00	28.10

X-ON Electronics

Largest Supplier of Electrical and Electronic Components

Click to view similar products for [Headers & Wire Housings](#) category:

Click to view products by [INCP](#) manufacturer:

Other Similar products are found below :

[57102-F02-18ULF](#) [58102-G61-06LF](#) [0009485154](#) [009176003701906](#) [0050291907](#) [00-9021-0611-00-339](#) [02.125.8002.8](#) [609-3404](#) [61062-3](#)
[622-0430](#) [622-3653LF](#) [63453-116](#) [636-1030](#) [636-1427](#) [636-3427](#) [636-4007](#) [641938-9](#) [644827-2](#) [65495-038](#) [65692-001LF](#) [65781-018](#)
[65781-047](#) [65817-010LF](#) [65817-015LF](#) [66207-023LF](#) [67016-026LF](#) [67095-007LF](#) [68631-112](#) [68645-018](#) [68648-049](#) [699319-000](#)
[70.362.1628.0](#) [70-4210](#) [70-4226B](#) [70-4853B](#) [707-5020](#) [707-5028](#) [71.350.2428.0](#) [71961-016LF](#) [733-134](#) [754199-000](#) [760-3052](#) [787-8014-00](#)
[FCN-367T-T012/H](#) [80.063.4001.1](#) [800-90-001-10-001000](#) [800-90-010-10-002000](#) [801-43-002-10-013000](#) [801-43-006-10-002000](#)
[803-41-018-10-001000](#)