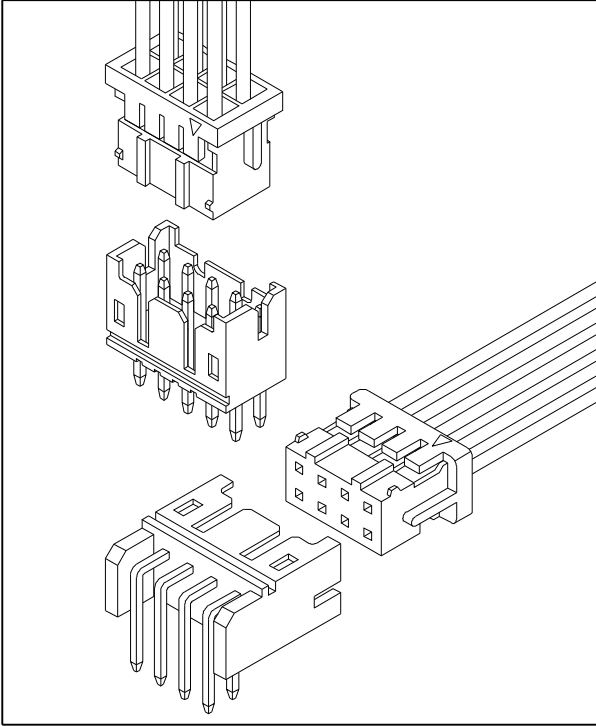


## 2.00mm Pitch Wire To Board Connector

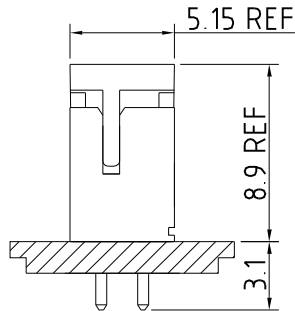


### Specification

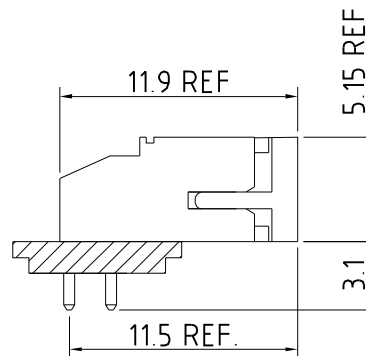
<b>Circuits</b>	2x02 - 2x20
<b>Pitch</b>	2.00mm
<b>Current Rating</b>	3A AC/DC
<b>Voltage Rating</b>	100V AC/DC
<b>Contact Resistance</b>	30mΩ MAX.
<b>Withstand Voltage</b>	500V AC/minute
<b>Insulation Resistance</b>	500MΩ MIN.
<b>Temperature Range</b>	-25°C - +85°C
<b>Applicable Wire Range</b>	AWG #22 - #28
<b>Applicable P.C.B Thickness</b>	1.6mm
<b>Applicable P.C.B Hole Dia.</b>	∅0.8mm ± 0.05

### Assembly Layout

Vertical Type



Right Angle Type



IPCW207 \* \*\* \* \* \* \* \*  
 ① ② ③ ④ ⑤ ⑥ ⑦ ⑧

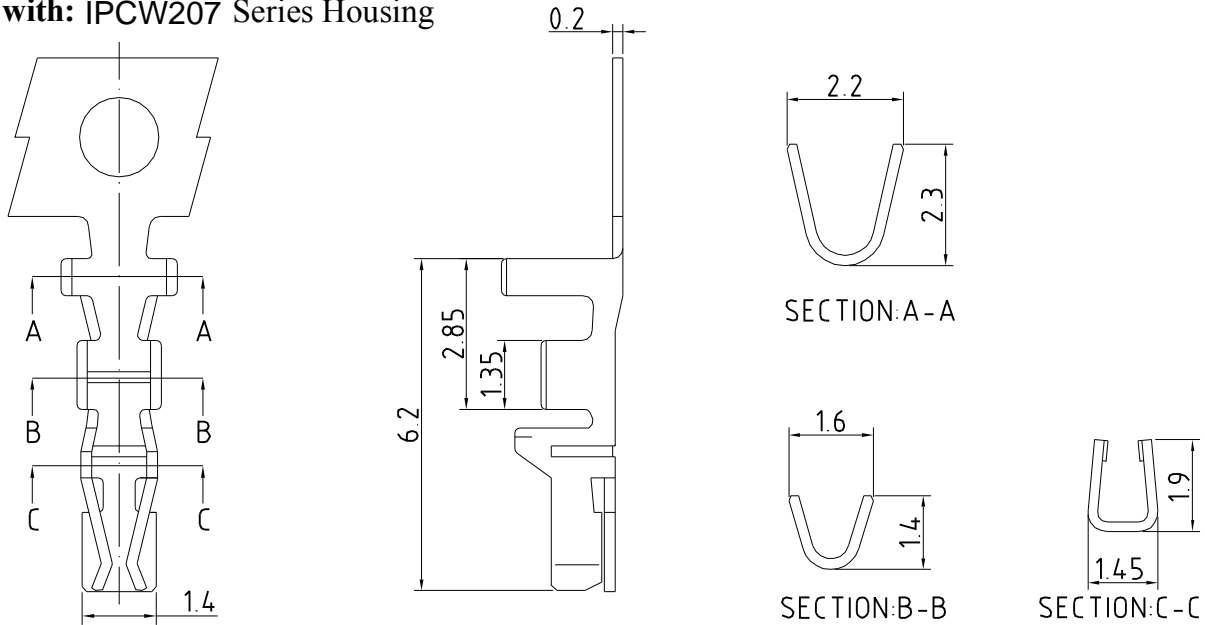
- ① Series Type. IPCW207
- ② Connector Type.  
T: Terminal  
W: Wafer  
H: Housing
- ③ Pin code.  
Terminal: Serial number  
Wafer or Housing: x row x pin number of row
- ④ Material code.
- ⑤ Appearance code.
- ⑥ Internal code
- ⑦ Company code.
- ⑧ Other code.  
Housing  
K: KE-TYPE  
Wafer  
V: Vertical  
R: Right Angle

**Unit : mm**

## Terminal

### Features

Use with: IPCW207 Series Housing



### CONTACT INFORMATION

Part No.	Wire Range	Insulation O.D.	Material	Finish	Q'ty/Reel
IPCW207T01*	AWG #22-#28	1.45mm(MAX.)	Phosphor bronze	See note	10,000 pcs

## Housing

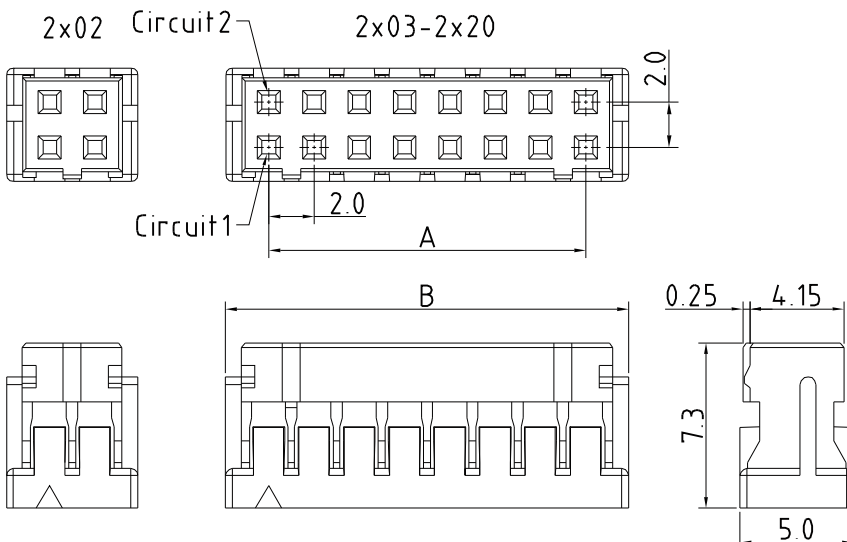
### Features

Available Number of Circuits: 2x02 - 2x20

Material: Regular Thermoplastic 94V-0

Use with: IPCW207 Crimp Terminal

Mates with : IPCW207 Series Wafer



### Dimension and Order Information

Circuits	Part No.	DIM.(mm)	
		A	B
4	IPCW207H22*	2.00	5.80
6	IPCW207H23*	4.00	7.80
8	IPCW207H24*	6.00	9.80
10	IPCW207H25*	8.00	11.80
12	IPCW207H26*	10.00	13.80
14	IPCW207H27*	12.00	15.80
16	IPCW207H28*	14.00	17.80
18	IPCW207H29*	16.00	19.80
20	IPCW207H2A*	18.00	21.80
22	IPCW207HB7*	20.00	23.80
24	IPCW207H2C*	22.00	25.80
26	IPCW207H2D*	24.00	27.80
28	IPCW207H2E*	26.00	29.80
30	IPCW207H2F*	28.00	31.80
32	IPCW207H2G*	30.00	33.80
34	IPCW207H2H*	32.00	35.80
36	IPCW207H2I*	34.00	37.80
38	IPCW207H2J*	36.00	39.80
40	IPCW207H2K*	38.00	41.80

Unit : mm

## Housing KE-TYPE

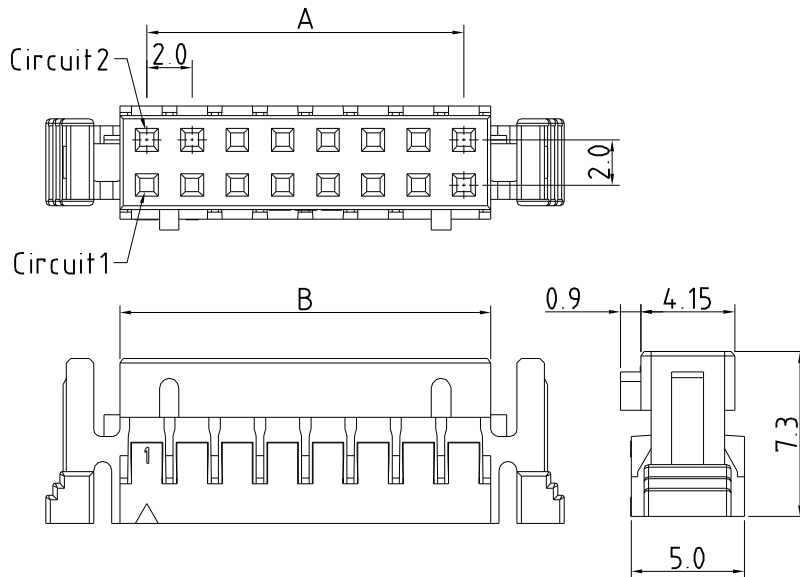
### Features

**Available Number of Circuits:** 2x02 - 2x20

**Material:** Regular Thermoplastic 94V-0

**Use with:** IPCW207 Crimp Terminal

**Mates with :** IPCW205Series KE Type Wafer



Dimension and Order Information

Circuits	Part No.	DIM.(mm)	
		A	B
4	IPCW207H22*K	2.00	4.40
6	IPCW207H23*K	4.00	6.40
8	IPCW207H24*K	6.00	8.40
10	IPCW207H25*K	8.00	10.40
12	IPCW207H26*K	10.00	12.40
14	IPCW207H27*K	12.00	14.40
16	IPCW207H28*K	14.00	16.40
18	IPCW207H29*K	16.00	18.40
20	IPCW207H2A*K	18.00	20.40
22	IPCW207H2B*K	20.00	22.40
24	IPCW207H2C*K	22.00	24.40
26	IPCW207H2D*K	24.00	26.40
28	IPCW207H2E*K	26.00	28.40
30	IPCW207H2F*K	28.00	30.40
32	IPCW207H2G*K	30.00	32.40
34	IPCW207H2H*	32.00	34.40
36	IPCW207H2I*K	34.00	36.40
38	IPCW207H2J*K	36.00	38.40
40	IPCW207H2K*K	38.00	40.40

**Unit : mm**

**Wafer** Vertical

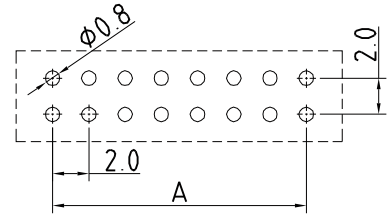
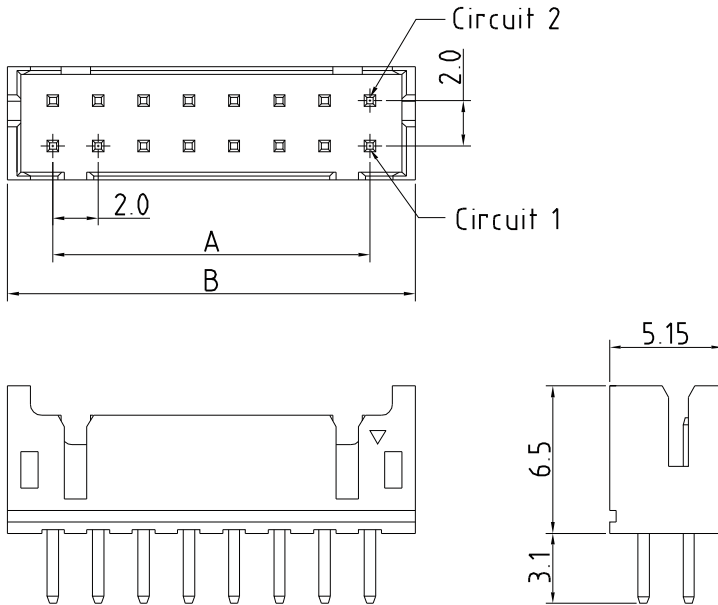
**Features**

**Available Number of Circuits :** 2x02 - 2x20

**Material :** Regular Thermoplastic 94V-0

**Contact:** 0.5mm(.020") Square Pin Copper Alloy, Tin-plated

**Mates with :** IPCW207 Series Housing



P.C.B LAYOUT

**Dimension and Order Information**

Circuits	Part No.	DIM.(mm)	
		A	B
4	IPCW207H22*V	2.00	6.00
6	IPCW207H23*V	4.00	8.00
8	IPCW207H24*V	6.00	10.00
10	IPCW207H25*V	8.00	12.00
12	IPCW207H26*V	10.00	14.00
14	IPCW207H27*V	12.00	16.00
16	IPCW207H28*V	14.00	18.00
18	IPCW207H29*V	16.00	20.00
20	IPCW205H2A*V	18.00	22.00
22	IPCW207H2B*V	20.00	24.00
24	IPCW207H2C*V	22.00	26.00
26	IPCW207H2D*V	24.00	28.00
28	IPCW207H2E*V	26.00	30.00
30	IPCW207H2F*V	28.00	32.00
32	IPCW207H2G*V	30.00	34.00
34	IPCW207H2H*V	32.00	36.00
36	IPCW207H2I*V	34.00	38.00
38	IPCW207H2J*V	36.00	40.00
40	IPCW207H2K*V	38.00	42.00

**Wafer** Right Angle

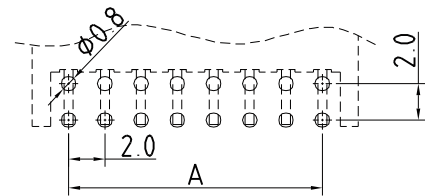
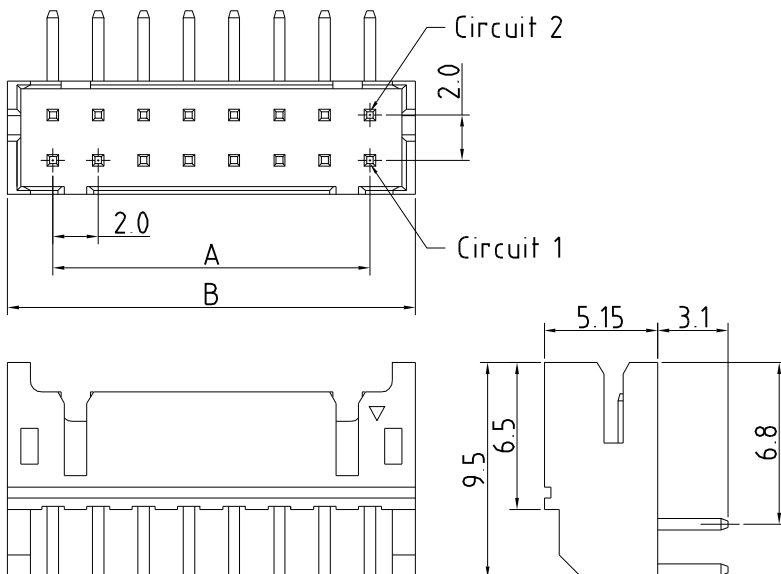
**Features**

**Available Number of Circuits :** 2x02 - 2x16

**Material :** Regular Thermoplastic 94V-0

**Contact:** 0.5mm(.020") Square Pin Copper Alloy, Tin-plated

**Mates with :** IPCW207 Series Housing



P.C.B LAYOUT

**Dimension and Order Information**

Circuits	Part No.	DIM.(mm)	
		A	B
4	IPCW207H22*R	2.00	6.00
6	IPCW207H23*R	4.00	8.00
8	IPCW207H24*R	6.00	10.00
10	IPCW207H25*R	8.00	12.00
12	IPCW207H26*R	10.00	14.00
14	IPCW207H27*R	12.00	16.00
16	IPCW207H28*R	14.00	18.00
18	IPCW207H29*R	16.00	20.00
20	IPCW205H2A*R	18.00	22.00
22	IPCW207H2B*R	20.00	24.00
24	IPCW207H2C*R	22.00	26.00
26	IPCW207H2D*R	24.00	28.00
28	IPCW207H2E*R	26.00	30.00
30	IPCW207H2F*R	28.00	32.00
32	IPCW207H2G*R	30.00	34.00

## X-ON Electronics

Largest Supplier of Electrical and Electronic Components

*Click to view similar products for [Headers & Wire Housings](#) category:*

*Click to view products by [INCP](#) manufacturer:*

Other Similar products are found below :

[57102-F02-18ULF](#) [58102-G61-06LF](#) [582553-1](#) [009176003701906](#) [01.001.5753.1](#) [0050291907](#) [02.125.8002.8](#) [609-3404](#) [61062-3](#)  
[CSU011177004](#) [622-0430](#) [622-3653LF](#) [63453-116](#) [636-1030](#) [636-1427](#) [636-3427](#) [636-4007](#) [641938-9](#) [65495-038](#) [65692-001LF](#) [65781-018](#)  
[65781-047](#) [65817-010LF](#) [65817-015LF](#) [66207-023LF](#) [67095-007LF](#) [67601157](#) [68631-112](#) [68645-018](#) [699319-000](#) [M90C108951C](#)  
[70.362.1628.0](#) [70-4210](#) [70-4226B](#) [70-4853B](#) [707-5028](#) [71.350.2428.0](#) [71961-016LF](#) [733-134](#) [733-162](#) [754199-000](#) [760-3052](#) [80.063.4001.1](#)  
[800-90-001-10-001000](#) [800-90-010-10-002000](#) [801-43-002-10-013000](#) [801-43-006-10-002000](#) [803-41-018-10-001000](#) [803-43-024-10-](#)  
[001000](#) [803-93-012-10-001000](#)