

SCHOTTKY RECTIFIER
 HIGH EFFICIENCY SERIES

8CLJQ045
 8Amp, 45V

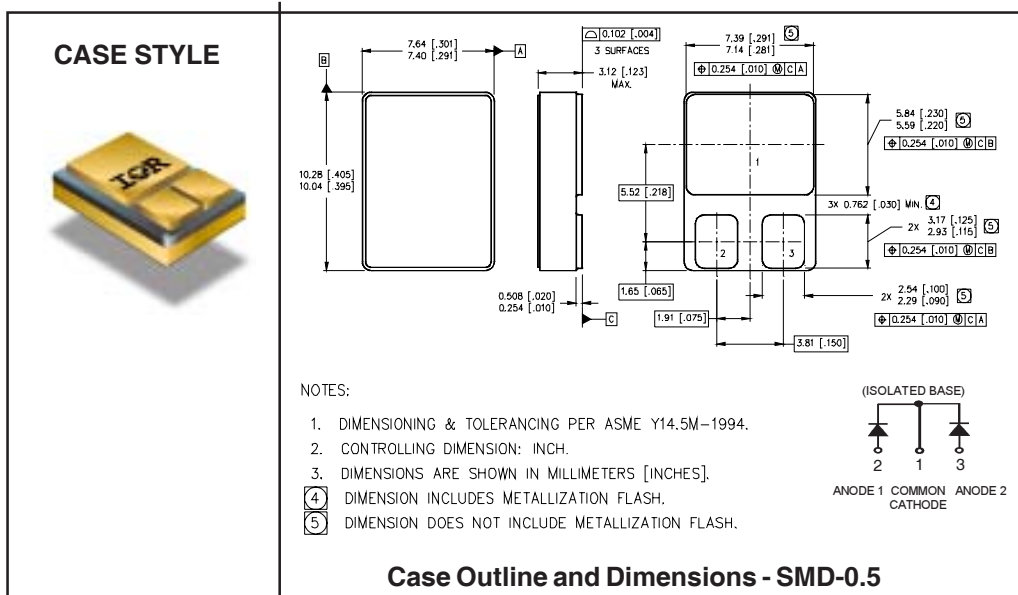
Major Ratings and Characteristics

Characteristics	8CLJQ045	Units
$I_{F(AV)}$ Rectangular Waveform	8	A
V_{RRM} (Per Leg)	45	V
I_{FSM} @ $t_p = 8.3ms$ half-sine (Per Leg)	80	A
V_F @ 4Apk, $T_J = 125^\circ C$ (Per Leg)	0.58	V
T_J, T_{STG} Operating and Storage	-55 to 150	$^\circ C$

Description/Features

The 8CLJQ045 center tap Schottky rectifier has been expressly designed to meet the rigorous requirements of HiRel environments. It is packaged in the hermetic surface mount SMD-0.5 ceramic package. The device's forward voltage drop and reverse leakage current are optimized for the lowest power loss and the highest circuit efficiency for typical high frequency switching power supplies and resonant power converters. Full MIL-PRF-19500 quality conformance testing is available on source controlled drawings to TX, TXV and S levels.

- Hermetically Sealed
- Center Tap
- Low Forward Voltage Drop
- High Frequency Operation
- Guard Ring for Enhanced Ruggedness and Long Term Reliability
- Surface Mount
- Lightweight
- ESD Rating: Class NS per MIL-STD-750, Method 1020



Voltage Ratings

Part number	8CLJQ045
V _R Max. DC Reverse Voltage (V) (Per Leg)	45
V _{RWM} Max. Working Peak Reverse Voltage (V) (Per Leg)	

Absolute Maximum Ratings

Parameters	Limits	Units	Conditions
I _{F(AV)} Max. Average Forward Current See Fig. 5	8.0	A	50% duty cycle @ T _C = 106°C, rectangular waveform
I _{FSM} Max. Peak One Cycle Non-Repetitive Surge Current (Per Leg)	80	A	@ t _p = 8.3 ms half-sine

Electrical Specifications

Parameters	Limits	Units	Conditions
V _{FM} Max. Forward Voltage Drop (Per Leg) See Fig. 1 ①	0.72	V	@ 4A
	0.97	V	@ 8A
	0.67	V	@ 4A
	0.96	V	@ 8A
	0.58	V	@ 4A
I _{RM} Max. Reverse Leakage Current (Per Leg) See Fig. 2 ①	0.15	mA	T _J = 25°C
	43	mA	T _J = 125°C
C _T Max. Junction Capacitance (Per Leg)	760	pF	V _R = 5V _{DC} (1MHz, 25°C)
L _S Typical Series Inductance (Per Leg)	4.8	nH	Measured from center of cathode pad to center of anode pad

Thermal-Mechanical Specifications

Parameters	Limits	Units	Conditions
T _J Max. Junction Temperature Range	-55 to 150	°C	
T _{stg} Max. Storage Temperature Range	-55 to 150	°C	
R _{thJC} Max. Thermal Resistance, Junction to Case (Per Leg)	3.73	°C/W	DC operation See Fig. 4
R _{thJC} Max. Thermal Resistance, Junction to Case (Per Package)	1.86	°C/W	DC operation
wt Weight (Typical)	1.0	g	
Die Size	60X60	mils	
Case Style	SMD-0.5		

① Pulse Width < 300μs, Duty Cycle < 2%

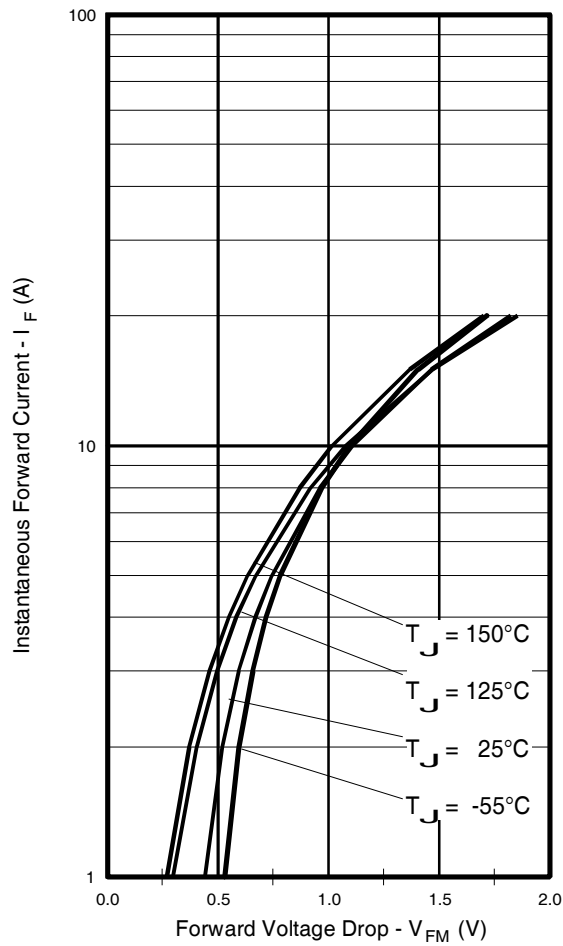


Fig. 1 - Max. Forward Voltage Drop Characteristics (Per Leg)

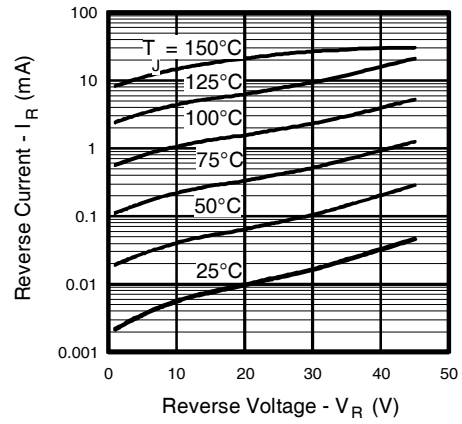


Fig. 2 - Typical Values of Reverse Current Vs. Reverse Voltage (Per Leg)

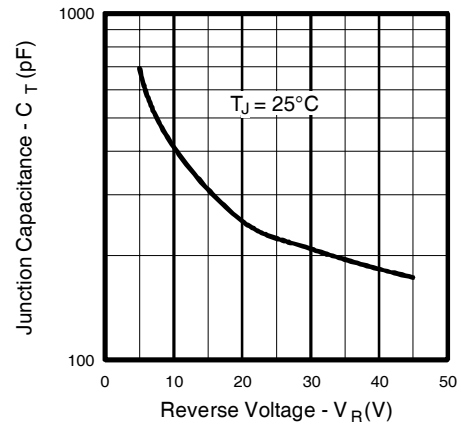


Fig. 3 - Typical Junction Capacitance Vs. Reverse Voltage (Per Leg)

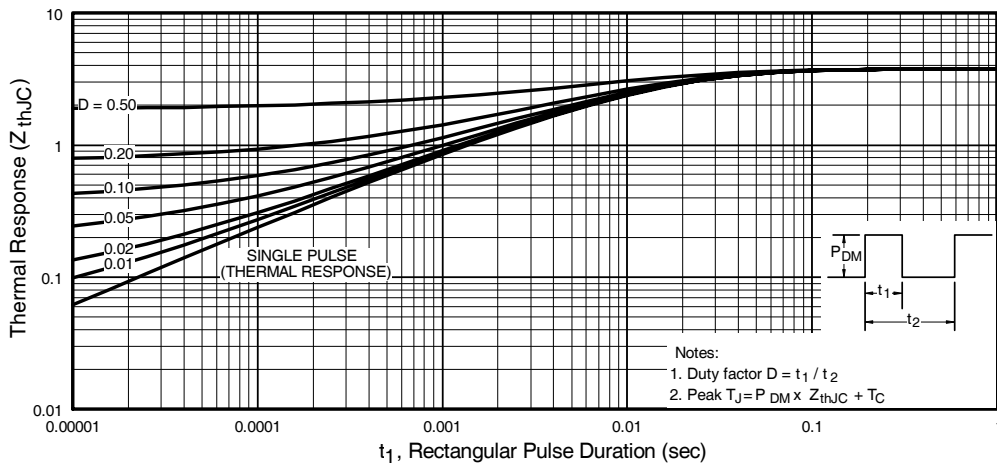


Fig. 4 - Max. Thermal Impedance Z_{thJC} Characteristics (Per Leg)

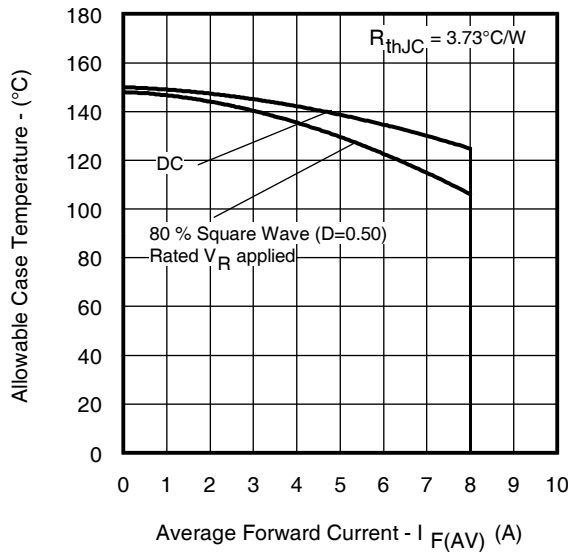


Fig. 5 - Max. Allowable Case Temperature Vs. Average Forward Current (Per Leg)

X-ON Electronics

Largest Supplier of Electrical and Electronic Components

Click to view similar products for [infineon](#) manufacturer:

Other Similar products are found below :

[TLE6209R](#) [BTS442E2E3062ABUMA1](#) [EVALM113023645ATOBO1](#) [EVALM11302TOBO1](#) [FD1000R33HE3-K](#) [FD300R06KE3](#)
[FF1200R17KE3_B2](#) [FF300R06KE3HOSA1](#) [FF600R12ME4P](#) [FF600R17ME4_B11](#) [FP25R12KT4_B11](#) [FS150R12KE3G](#)
[FS600R07A2E3_B31](#) [FZ1600R17HP4_B2](#) [FZ1800R17KF4](#) [FZ2400R17HE4_B9](#) [FZ600R65KE3](#) [DD261N22K](#) [DF1000R17IE4](#) [BAT 165](#)
[E6327](#) [BCR 141W H6327](#) [BCR 533 E6327](#) [BDP950H6327XTSA1](#) [BSC093N04LSGATMA1](#) [BSM50GB60DLC](#) [BSO080P03NS3EGXUMA](#)
[BSP372NH6327XTSA1](#) [BSR802NL6327HTSA1](#) [BSS214NH6327XTSA1](#) [BSS670S2LH6327XTSA1](#) [BSS806NEH6327XTSA1](#)
[BSZ086P03NS3EGATMA](#) [BTF3050TE](#) [BTM7811KAUMA1](#) [IPD50N04S4-08](#) [IPW60R190E6FKSA1](#) [IRPLHID2A](#) [KIT_TC1791_SK](#)
[KIT_XMC45_AE4_002](#) [KIT_XMC4x_COM_ETH-001](#) [EVALM10565DTOBO1](#) [EVALM113020584DTOBO1](#) [FF300R17KE3_S4](#)
[FF450R12ME4_B11](#) [FF600R17ME4](#) [T1401N42TOH](#) [T1500N16TOF VT](#) [T1851N60TOH](#) [T901N36TOF](#) [FS300R12KE4](#)