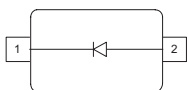


**Medium Power AF Schottky Diode**

- Forward current: 0.5 A
- Reverse voltage: 30 V
- Low capacitance, low reverse current
- For high efficiency DC/DC conversion, fast switching, protecting and clamping applications
- Pb-free (RoHS compliant) package
- Qualified according AEC Q101



**BAS3005B-02LRH\***  
**BAS3005B-02V**



Type	Package	Configuration	Marking
BAS3005B-02LRH*	TSLP-2-17	single, leadless	5B
BAS3005B-02V	SC79	single	3

\*Preliminary

**Maximum Ratings** at  $T_A = 25\text{ °C}$ , unless otherwise specified

Parameter	Symbol	Value	Unit
Diode reverse voltage <sup>1)</sup>	$V_R$	30	V
RMS reverse voltage	$V_{R(RMS)}$	-	
Forward current <sup>1)</sup>	$I_F$	500	mA
Average rectified forward current (50/60Hz, sinus)	$I_{FAV}$	500	
Repetitive peak forward current ( $t_p \leq 1\text{ ms}$ , $D \leq 0.25$ )	$I_{FRM}$	3.5	A
Non-repetitive peak surge forward current ( $t \leq 10\text{ms}$ )	$I_{FSM}$	5	
Junction temperature	$T_j$	150	°C
Operating temperature range	$T_{op}$	-55 ... 125	
Storage temperature	$T_{stg}$	-65 ... 150	

<sup>1</sup>For  $T_A > 25^\circ\text{C}$  the derating of  $V_R$  and  $I_F$  has to be considered. Please refer to the attached curves.

**Thermal Resistance**

Parameter	Symbol	Value	Unit
Junction - soldering point <sup>1)</sup>	$R_{thJS}$	$\leq 80$	K/W

<sup>1</sup>For calculation of  $R_{thJA}$  please refer to Application Note Thermal Resistance

**Electrical Characteristics at  $T_A = 25^\circ\text{C}$ , unless otherwise specified**

Parameter	Symbol	Values			Unit
		min.	typ.	max.	

**DC Characteristics**

Reverse current <sup>1)</sup>	$I_R$				$\mu\text{A}$
$V_R = 5\text{ V}$		-	1	5	
$V_R = 10\text{ V}$		-	2	10	
$V_R = 30\text{ V}$		-	5	25	
Forward voltage <sup>1)</sup>	$V_F$				$\text{mV}$
$I_F = 1\text{ mA}$		-	200	250	
$I_F = 10\text{ mA}$		-	260	310	
$I_F = 100\text{ mA}$		-	360	410	
$I_F = 200\text{ mA}$		-	410	470	
$I_F = 500\text{ mA}$		-	550	620	

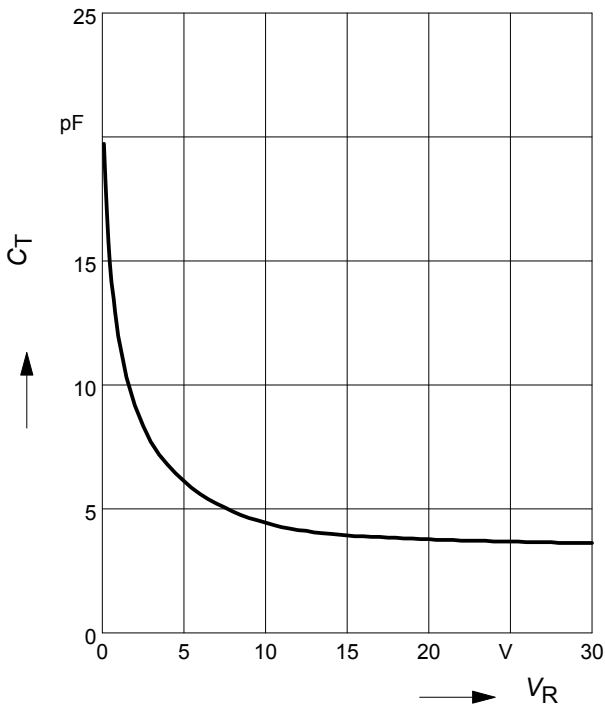
**AC Characteristics**

Diode capacitance	$C_T$	-	6	10	$\text{pF}$
$V_R = 5\text{ V}, f = 1\text{ MHz}$					

<sup>1</sup>Pulsed test:  $t_p = 300\ \mu\text{s}$ ;  $D = 0.01$

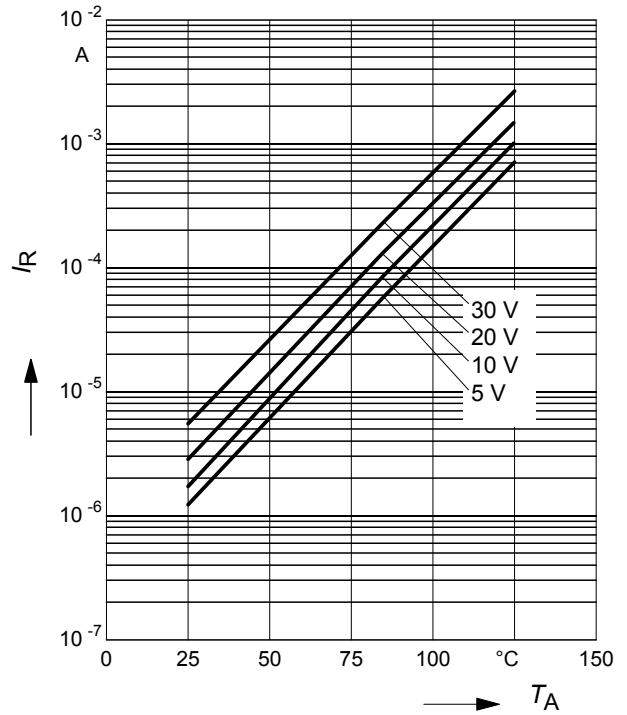
**Diode capacitance  $C_T = f(V_R)$**

$f = 1\text{MHz}$



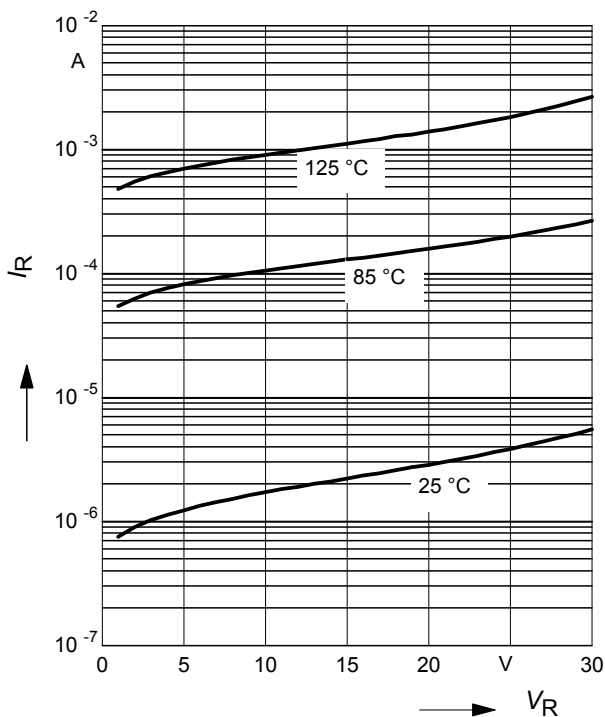
**Reverse current  $I_R = f(T_A)$**

$V_R = \text{Parameter}$



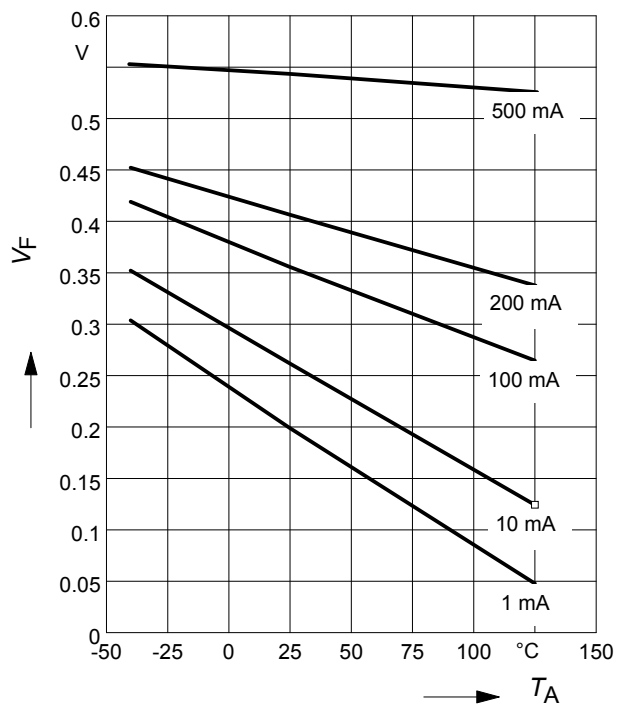
**Reverse current  $I_R = f(V_R)$**

$T_A = \text{Parameter}$



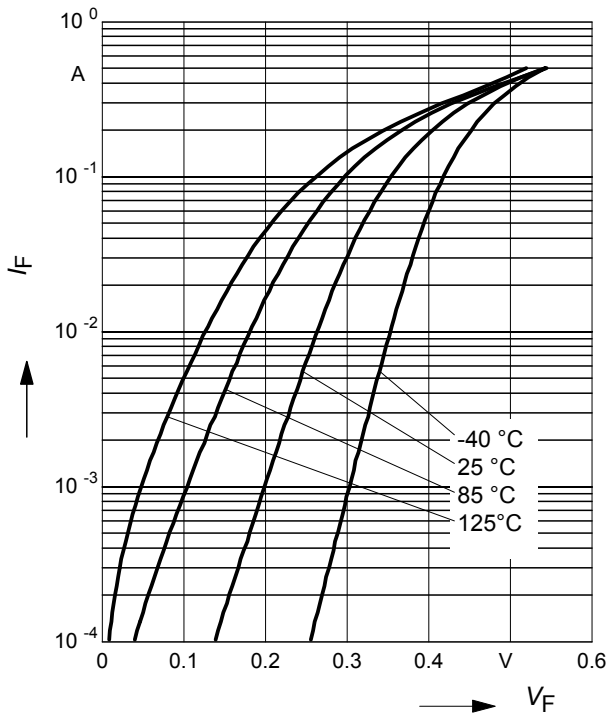
**Forward Voltage  $V_F = f(T_A)$**

$I_F = \text{Parameter}$



**Forward current  $I_F = f(V_F)$**

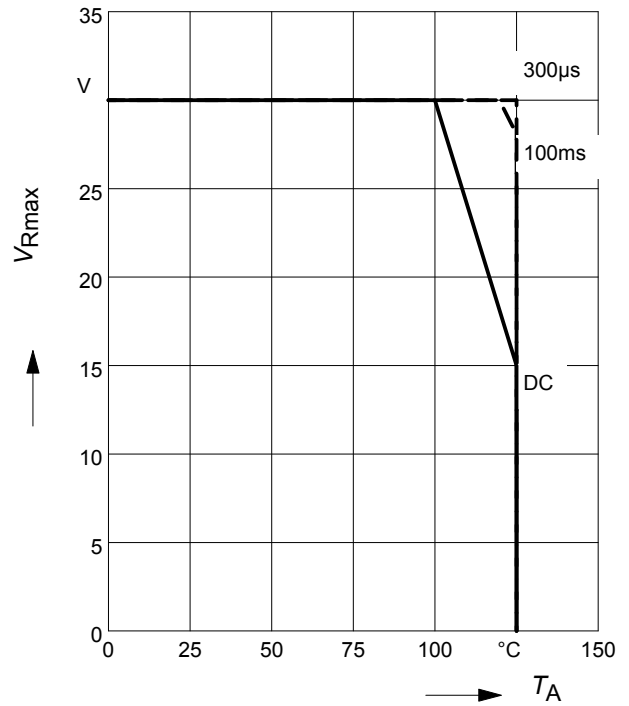
$T_A$  = Parameter



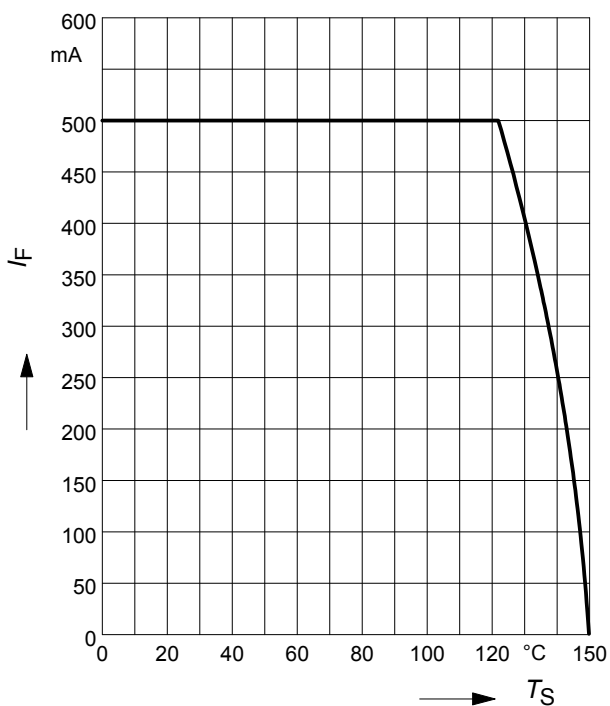
**Permissible Reverse voltage  $V_R = f(T_A)$**

$t_p$  = Parameter, Duty cycle < 0.01

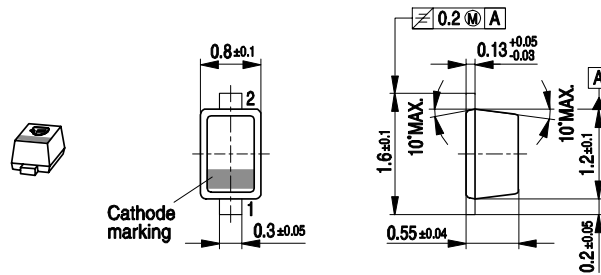
Device mounted on PCB with  $R_{th} = 160 \text{ k/W}$



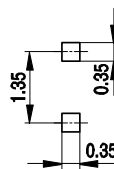
**Forward current  $I_F = f(T_S)$**



### Package Outline



### Foot Print

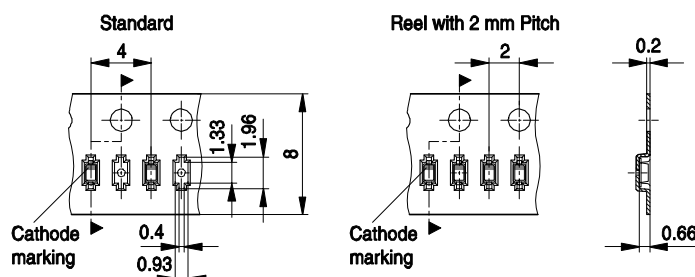


### Marking Layout (Example)



### Standard Packing

- Reel  $\varnothing$ 180 mm = 3.000 Pieces/Reel
- Reel  $\varnothing$ 180 mm = 8.000 Pieces/Reel (2 mm Pitch)
- Reel  $\varnothing$ 330 mm = 10.000 Pieces/Reel

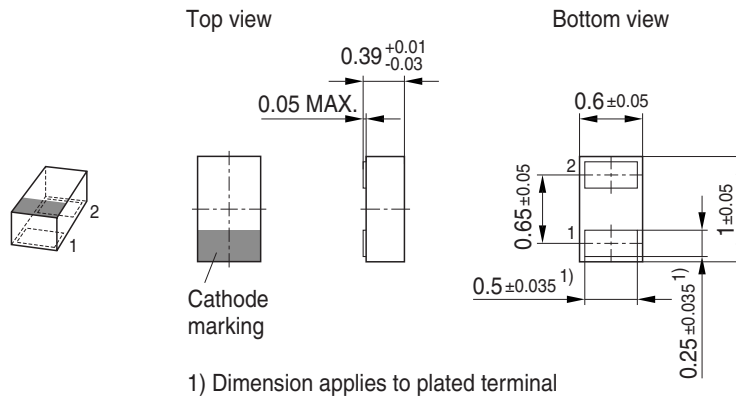


Date Code marking for discrete packages with one digit (SCD80, SC79, SC75<sup>1)</sup>) CES-Code

Month	2003	2004	2005	2006	2007	2008	2009	2010	2011	2012	2013	2014
01	a	p	A	P	a	p	A	P	a	p	A	P
02	b	q	B	Q	b	q	B	Q	b	q	B	Q
03	c	r	C	R	c	r	C	R	c	r	C	R
04	d	s	D	S	d	s	D	S	d	s	D	S
05	e	t	E	T	e	t	E	T	e	t	E	T
06	f	u	F	U	f	u	F	U	f	u	F	U
07	g	v	G	V	g	v	G	V	g	v	G	V
08	h	x	H	X	h	x	H	X	h	x	H	X
09	j	y	J	Y	j	y	J	Y	j	y	J	Y
10	k	z	K	Z	k	z	K	Z	k	z	K	Z
11	l	2	L	4	l	2	L	4	l	2	L	4
12	n	3	N	5	n	3	N	5	n	3	N	5

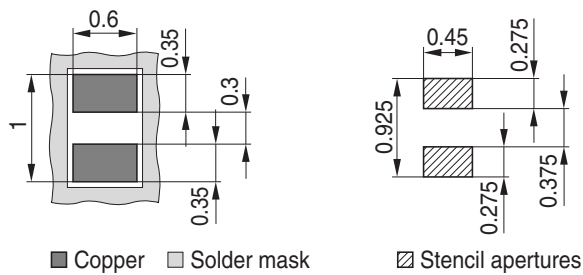
1) New Marking Layout for SC75, implemented at October 2005.

### Package Outline

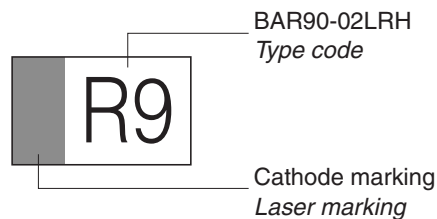


### Foot Print

For board assembly information please refer to Infineon website "Packages"

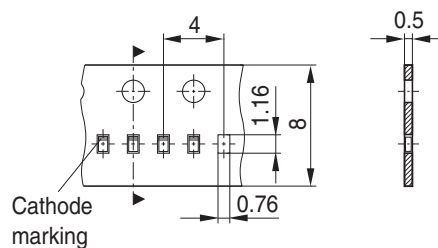


### Marking Layout (Example)



### Standard Packing

Reel ø180 mm = 15.000 Pieces/Reel  
 Reel ø330 mm = 50.000 Pieces/Reel (optional)



**Edition 2009-11-16**

**Published by  
Infineon Technologies AG  
81726 Munich, Germany**

**© 2009 Infineon Technologies AG  
All Rights Reserved.**

### **Legal Disclaimer**

The information given in this document shall in no event be regarded as a guarantee of conditions or characteristics. With respect to any examples or hints given herein, any typical values stated herein and/or any information regarding the application of the device, Infineon Technologies hereby disclaims any and all warranties and liabilities of any kind, including without limitation, warranties of non-infringement of intellectual property rights of any third party.

### **Information**

For further information on technology, delivery terms and conditions and prices, please contact the nearest Infineon Technologies Office ([www.infineon.com](http://www.infineon.com)).

### **Warnings**

Due to technical requirements, components may contain dangerous substances. For information on the types in question, please contact the nearest Infineon Technologies Office.

Infineon Technologies components may be used in life-support devices or systems only with the express written approval of Infineon Technologies, if a failure of such components can reasonably be expected to cause the failure of that life-support device or system or to affect the safety or effectiveness of that device or system. Life support devices or systems are intended to be implanted in the human body or to support and/or maintain and sustain and/or protect human life. If they fail, it is reasonable to assume that the health of the user or other persons may be endangered.



## X-ON Electronics

Largest Supplier of Electrical and Electronic Components

*Click to view similar products for [Schottky Diodes & Rectifiers](#) category:*

*Click to view products by [Infineon](#) manufacturer:*

Other Similar products are found below :

[MA4E2039](#) [D1FH3-5063](#) [MBR0530L-TP](#) [MBR10100CT-BP](#) [MBR1545CT](#) [MMBD301M3T5G](#) [RB160M-50TR](#) [RB551V-30](#)  
[BAS16E6433HTMA1](#) [BAT 54-02LRH E6327](#) [NSR05F40QNXT5G](#) [NTE555](#) [JANS1N6640](#) [SB07-03C-TB-H](#) [SB1003M3-TL-W](#) [SK310-T](#)  
[SK32A-LTP](#) [SK34B-TP](#) [SS3003CH-TL-E](#) [GA01SHT18](#) [CRS10I30A\(TE85L,QM](#) [MA4E2501L-1290](#) [MBRB30H30CT-1G](#) [SB007-03C-TB-](#)  
[E](#) [SK32A-TP](#) [SK33B-TP](#) [SK38B-TP](#) [NRVBM120LT1G](#) [NTE505](#) [NTSB30U100CT-1G](#) [SS15E-TP](#) [VS-6CWQ10FNHM3](#) [ACDBA1100LR-](#)  
[HF](#) [ACDBA1200-HF](#) [ACDBA140-HF](#) [ACDBA2100-HF](#) [ACDBA3100-HF](#) [CDBQC0530L-HF](#) [CDBQC0240LR-HF](#) [ACDBA260LR-HF](#)  
[ACDBA1100-HF](#) [SK310B-TP](#) [MA4E2502L-1246](#) [MA4E2502H-1246](#) [NRVBM120ET1G](#) [NSR01L30MXT5G](#) [NTE573](#) [NTE6081](#) [SB560](#)  
[PMAD1108-LF](#)