

NPN Silicon Darlington Transistors

- For general AF applications
- High collector current
- High current gain
- Complementary types: BCV26, BCV46 (PNP)
- Pb-free (RoHS compliant) package
- Qualified according AEC Q101



Type	Marking	Pin Configuration			Package
		1=B	2=E	3=C	
BCV27	FFs	1=B	2=E	3=C	SOT23
BCV47	FGs	1=B	2=E	3=C	SOT23

Maximum Ratings

Parameter	Symbol	Value	Unit
Collector-emitter voltage	V_{CEO}		V
BCV27		30	
BCV47		60	
Collector-base voltage	V_{CBO}		
BCV27		40	
BCV47		80	
Emitter-base voltage	V_{EBO}	10	
Collector current	I_C	500	mA
Peak collector current, $t_p \leq 10$ ms	I_{CM}	800	
Base current	I_B	100	
Peak base current	I_{BM}	200	
Total power dissipation- $T_S \leq 74$ °C	P_{tot}	360	mW
Junction temperature	T_j	150	°C
Storage temperature	T_{stg}	-65 ... 150	

Thermal Resistance

Parameter	Symbol	Value	Unit
Junction - soldering point ¹⁾	R_{thJS}	≤ 210	K/W

¹⁾For calculation of R_{thJA} please refer to Application Note AN077 (Thermal Resistance Calculation)

Electrical Characteristics at $T_A = 25^\circ\text{C}$, unless otherwise specified

Parameter	Symbol	Values			Unit
		min.	typ.	max.	

DC Characteristics

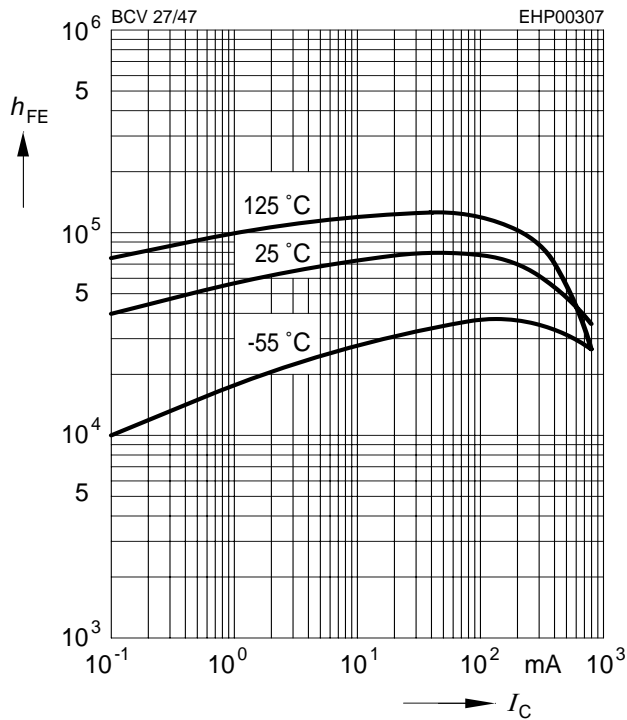
Collector-emitter breakdown voltage $I_C = 10 \text{ mA}$, $I_B = 0$, BCV27 $I_C = 10 \text{ mA}$, $I_B = 0$, BCV47	$V_{(BR)CEO}$	30 60	- -	- -	-
Collector-base breakdown voltage $I_C = 100 \mu\text{A}$, $I_E = 0$, BCV27 $I_C = 100 \mu\text{A}$, $I_E = 0$, BCV47	$V_{(BR)CBO}$	40 80	- -	- -	-
Emitter-base breakdown voltage $I_E = 10 \mu\text{A}$, $I_C = 0$	$V_{(BR)EBO}$	10	-	-	V
Collector-base cutoff current $V_{CB} = 30 \text{ V}$, $I_E = 0$, BCV27 $V_{CB} = 60 \text{ V}$, $I_E = 0$, BCV47 $V_{CB} = 30 \text{ V}$, $I_E = 0$, $T_A = 150^\circ\text{C}$, BCV27 $V_{CB} = 60 \text{ V}$, $I_E = 0$, $T_A = 150^\circ\text{C}$, BCV47	I_{CBO}	- - - -	- - - -	0.1 0.1 10 10	μA
Emitter-base cutoff current $V_{EB} = 4 \text{ V}$, $I_C = 0$	I_{EBO}	-	-	100	nA
DC current gain ¹⁾ $I_C = 100 \mu\text{A}$, $V_{CE} = 1 \text{ V}$, BCV27 $I_C = 100 \mu\text{A}$, $V_{CE} = 1 \text{ V}$, BCV47 $I_C = 10 \text{ mA}$, $V_{CE} = 5 \text{ V}$, BCV27 $I_C = 10 \text{ mA}$, $V_{CE} = 5 \text{ V}$, BCV47 $I_C = 100 \text{ mA}$, $V_{CE} = 5 \text{ V}$, BCV27 $I_C = 100 \text{ mA}$, $V_{CE} = 5 \text{ V}$, BCV47 $I_C = 0.5 \text{ A}$, $V_{CE} = 5 \text{ V}$, BCV27 $I_C = 0.5 \text{ A}$, $V_{CE} = 5 \text{ V}$, BCV47	h_{FE}	4000 2000 10000 4000 20000 10000 4000 2000	- - - - - - - -	- - - - - - - -	-
Collector-emitter saturation voltage ¹⁾ $I_C = 100 \text{ mA}$, $I_B = 0.1 \text{ mA}$	V_{CEsat}	-	-	1	V
Base emitter saturation voltage ¹⁾ $I_C = 100 \text{ mA}$, $I_B = 0.1 \text{ mA}$	V_{BEsat}	-	-	1.5	

¹Pulse test: $t < 300\mu\text{s}$; $D < 2\%$
Electrical Characteristics at $T_A = 25^\circ\text{C}$, unless otherwise specified

Parameter	Symbol	Values			Unit
		min.	typ.	max.	
AC Characteristics					
Transition frequency $I_C = 50\text{ mA}$, $V_{CE} = 5\text{ V}$, $f = 100\text{ MHz}$	f_T	-	170	-	MHz
Collector-base capacitance $V_{CB} = 10\text{ V}$, $f = 1\text{ MHz}$	C_{cb}	-	3	-	pF

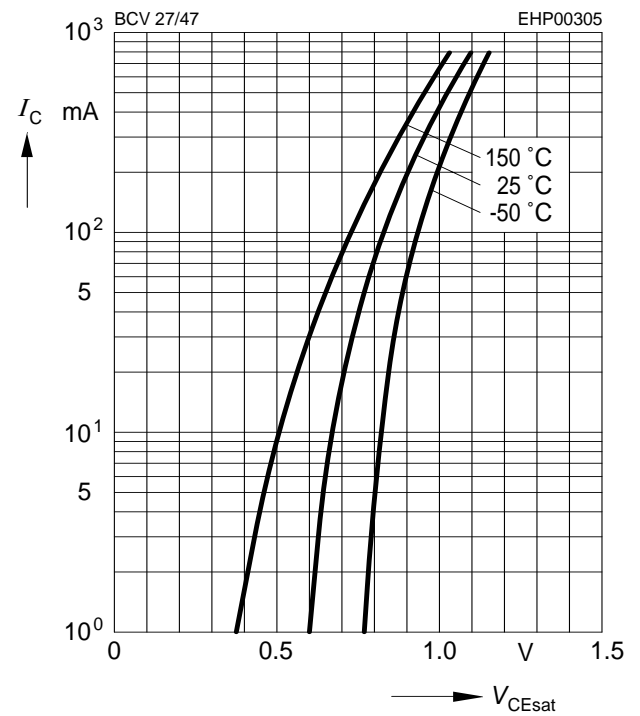
DC current gain $h_{FE} = f(I_C)$

$V_{CE} = 5\text{ V}$



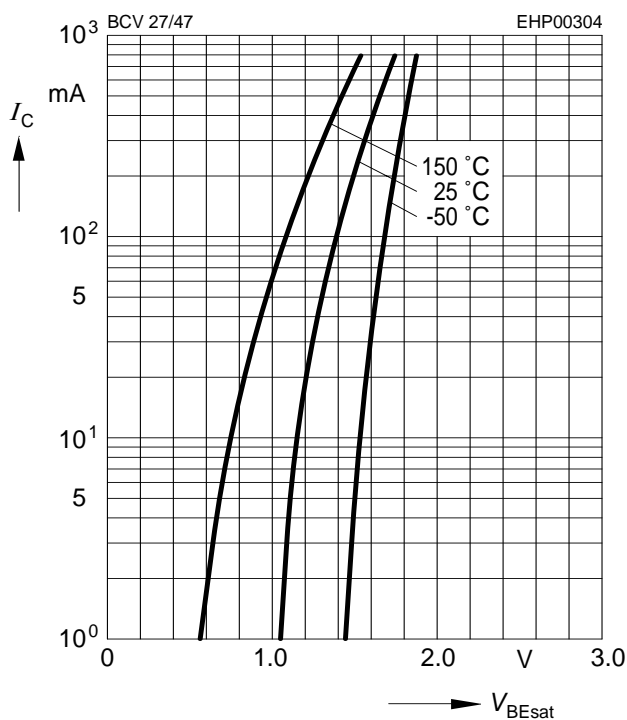
Collector-emitter saturation voltage

$I_C = f(V_{CEsat}), h_{FE} = 10$



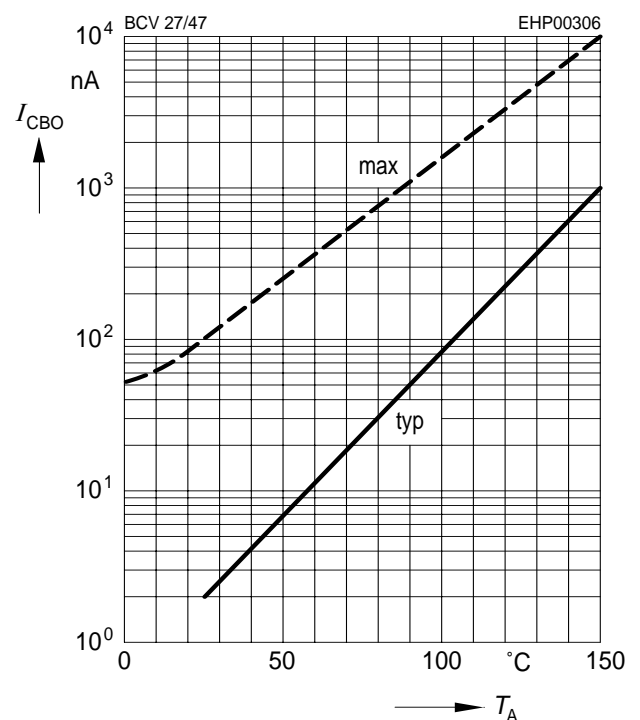
Base-emitter saturation voltage

$I_C = f(V_{BEsat}), h_{FE} = 10$



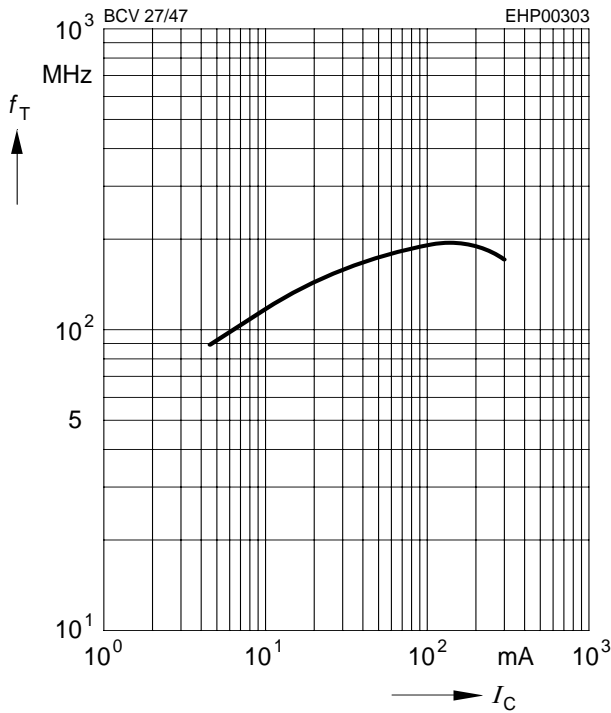
Collector cutoff current $I_{CBO} = f(T_A)$

$V_{CB} = V_{CEmax}$



Transition frequency $f_T = f(I_C)$

$V_{CE} = 5\text{ V}$

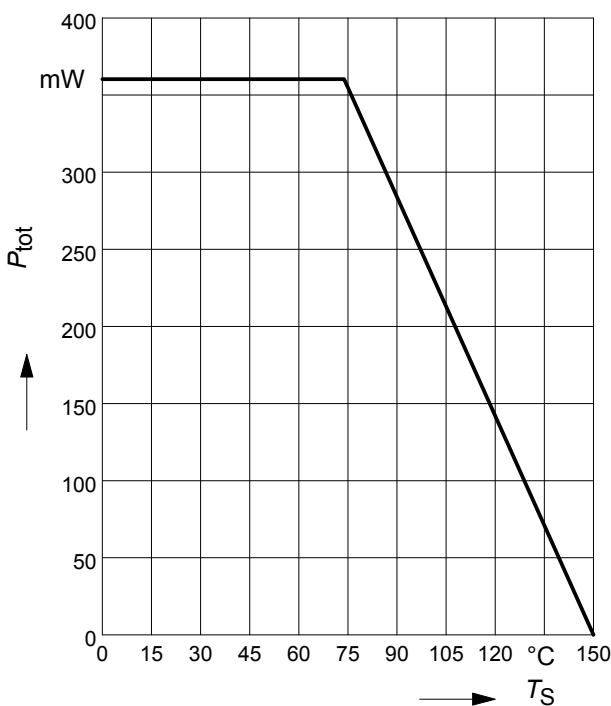


Collector-base capacitance $C_{cb} = f(V_{CB})$

Emitter-base capacitance $C_{eb} = f(V_{EB})$

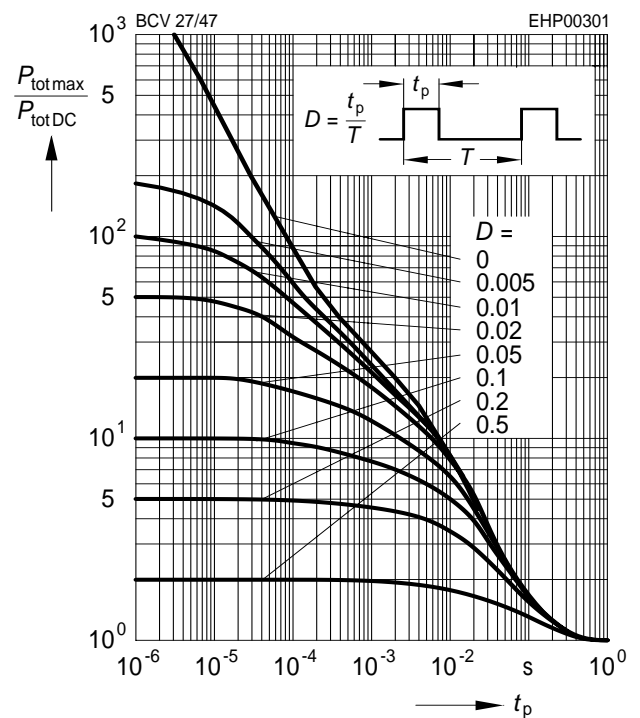


Total power dissipation $P_{tot} = f(T_S)$



Permissible Pulse Load

$P_{totmax}/P_{totDC} = f(t_p)$



Package Outline



1) Lead width can be 0.6 max. in dambar area

Foot Print



Marking Layout (Example)



Standard Packing

Reel $\varnothing 180$ mm = 3.000 Pieces/Reel
 Reel $\varnothing 330$ mm = 10.000 Pieces/Reel



Edition 2009-11-16

**Published by
Infineon Technologies AG
81726 Munich, Germany**

**© 2009 Infineon Technologies AG
All Rights Reserved.**

Legal Disclaimer

The information given in this document shall in no event be regarded as a guarantee of conditions or characteristics. With respect to any examples or hints given herein, any typical values stated herein and/or any information regarding the application of the device, Infineon Technologies hereby disclaims any and all warranties and liabilities of any kind, including without limitation, warranties of non-infringement of intellectual property rights of any third party.

Information

For further information on technology, delivery terms and conditions and prices, please contact the nearest Infineon Technologies Office (www.infineon.com).

Warnings

Due to technical requirements, components may contain dangerous substances. For information on the types in question, please contact the nearest Infineon Technologies Office.

Infineon Technologies components may be used in life-support devices or systems only with the express written approval of Infineon Technologies, if a failure of such components can reasonably be expected to cause the failure of that life-support device or system or to affect the safety or effectiveness of that device or system. Life support devices or systems are intended to be implanted in the human body or to support and/or maintain and sustain and/or protect human life. If they fail, it is reasonable to assume that the health of the user or other persons may be endangered.

X-ON Electronics

Largest Supplier of Electrical and Electronic Components

Click to view similar products for [Darlington Transistors](#) category:

Click to view products by [Infineon](#) manufacturer:

Other Similar products are found below :

[281287X](#) [SMMBT6427LT1G](#) [2N7371](#) [BDV64B](#) [JANTXV2N6287](#) [028710A](#) [SMMBTA64LT1G](#) [2N6350](#) [2SB1214-TL-E](#)
[SMMBTA14LT1G](#) [SBSP52T1G](#) [NJVMJD117T4G](#) [Jantx2N6058](#) [2N6353](#) [LB1205-L-E](#) [500-00005](#) [2N6053](#) [NJVMJD112G](#) [Jan2N6350](#)
[Jantx2N6352](#) [Jantx2N6350](#) [BULN2803LVS](#) [ULN2001N](#) [2SB1383](#) [2SB1560](#) [2SB852KT146B](#) [TIP112TU](#) [TIP122TU](#) [BCV27](#) [MMBTA13-](#)
[TP](#) [MMBTA14-TP](#) [MMSTA28T146](#) [BSP50H6327XTSA1](#) [KSH122TF](#) [NTE2557](#) [NJVNJD35N04T4G](#) [TIP115](#) [MPSA29-D26Z](#) [MJD127T4](#)
[FJB102TM](#) [BCV26E6327HTSA1](#) [BCV46E6327HTSA1](#) [BCV47E6327HTSA1](#) [BSP61H6327XTSA1](#) [BU941ZPFI](#) [2SB1316TL](#) [2SD1980TL](#)
[NTE2350](#) [NTE245](#) [NTE246](#)