

NPN Silicon High-Voltage Transistors

- Suitable for video output stages in TV sets and switching power supplies
- High breakdown voltage
- Low collector-emitter saturation voltage
- Complementary type: BFN27 (PNP)
- Pb-free (RoHS compliant) package¹⁾
- Qualified according AEC Q101



Type	Marking	Pin Configuration			Package
		1=B	2=E	3=C	
BFN24	FHs	1=B	2=E	3=C	SOT23
BFN26	FJs	1=B	2=E	3=C	SOT23

Maximum Ratings

Parameter	Symbol	Value	Unit
Collector-emitter voltage	V_{CEO}		V
BFN24		250	
BFN26		300	
Collector-base voltage	V_{CBO}		
BFN24		250	
BFN26		300	
Emitter-base voltage	V_{EBO}	6	
Collector current	I_C	200	mA
Peak collector current	I_{CM}	500	
Base current	I_B	100	
Peak base current	I_{BM}	200	
Total power dissipation- $T_S \leq 74 \text{ }^\circ\text{C}$	P_{tot}	360	mW
Junction temperature	T_j	150	$^\circ\text{C}$
Storage temperature	T_{stg}	-65 ... 150	

¹Pb-containing package may be available upon special request

Thermal Resistance

Parameter	Symbol	Value	Unit
Junction - soldering point ¹⁾	R_{thJS}	≤ 210	K/W

Electrical Characteristics at $T_A = 25^\circ\text{C}$, unless otherwise specified

Parameter	Symbol	Values			Unit
		min.	typ.	max.	

DC Characteristics

Collector-emitter breakdown voltage $I_C = 1 \text{ mA}$, $I_B = 0$, BFN24 $I_C = 1 \text{ mA}$, $I_B = 0$, BFN26	$V_{(BR)CEO}$	250 300	- -	- -	V
Collector-base breakdown voltage $I_C = 100 \mu\text{A}$, $I_E = 0$, BFN24 $I_C = 100 \mu\text{A}$, $I_E = 0$, BFN26	$V_{(BR)CBO}$	250 300	- -	- -	
Emitter-base breakdown voltage $I_E = 100 \mu\text{A}$, $I_C = 0$	$V_{(BR)EBO}$	6	-	-	
Collector-base cutoff current $V_{CB} = 200 \text{ V}$, $I_E = 0$, BFN24 $V_{CB} = 250 \text{ V}$, $I_E = 0$, BFN26 $V_{CB} = 200 \text{ V}$, $I_E = 0$, $T_A = 150^\circ\text{C}$, BFN24 $V_{CB} = 250 \text{ V}$, $I_E = 0$, $T_A = 150^\circ\text{C}$, BFN26	I_{CBO}	- - - -	- - - -	0.1 0.1 20 20	μA
Emitter-base cutoff current $V_{EB} = 5 \text{ V}$, $I_C = 0$	I_{EBO}	-	-	100	nA
DC current gain ²⁾ $I_C = 1 \text{ mA}$, $V_{CE} = 10 \text{ V}$ $I_C = 10 \text{ mA}$, $V_{CE} = 10 \text{ V}$ $I_C = 30 \text{ mA}$, $V_{CE} = 10 \text{ V}$, BFN24 $I_C = 30 \text{ mA}$, $V_{CE} = 10 \text{ V}$, BFN26	h_{FE}	25 40 40 30	- - - -	- - - -	-
Collector-emitter saturation voltage ²⁾ $I_C = 20 \text{ mA}$, $I_B = 2 \text{ mA}$, BFN24 $I_C = 20 \text{ mA}$, $I_B = 2 \text{ mA}$, BFN26	V_{CEsat}	- -	- -	0.4 0.5	V
Base emitter saturation voltage ²⁾ $I_C = 20 \text{ mA}$, $I_B = 2 \text{ mA}$	V_{BEsat}	-	-	0.9	

¹⁾For calculation of R_{thJA} please refer to Application Note Thermal Resistance

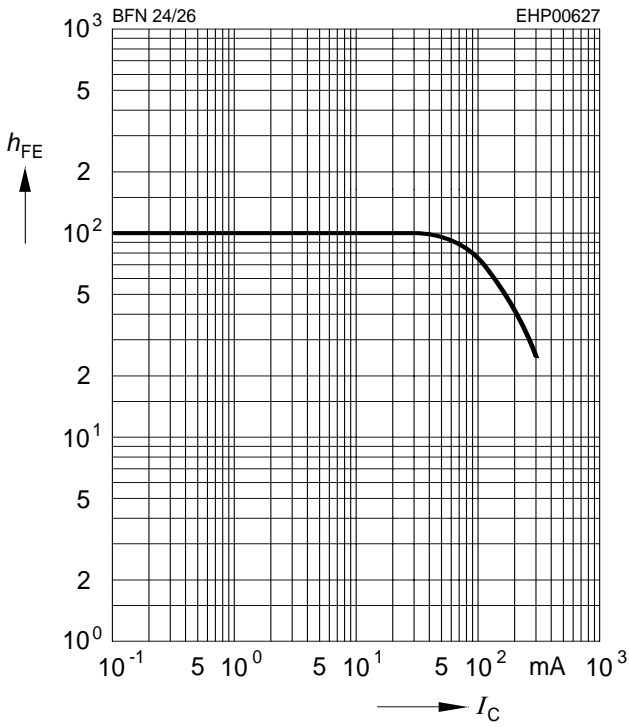
²⁾Pulse test: $t < 300\mu\text{s}$; $D < 2\%$

Electrical Characteristics at $T_A = 25^\circ\text{C}$, unless otherwise specified

Parameter	Symbol	Values			Unit
		min.	typ.	max.	
AC Characteristics					
Transition frequency $I_C = 20\text{ mA}$, $V_{CE} = 10\text{ V}$, $f = 20\text{ MHz}$	f_T	-	70	-	MHz
Collector-base capacitance $V_{CB} = 30\text{ V}$, $f = 1\text{ MHz}$	C_{cb}	-	1.5	-	pF

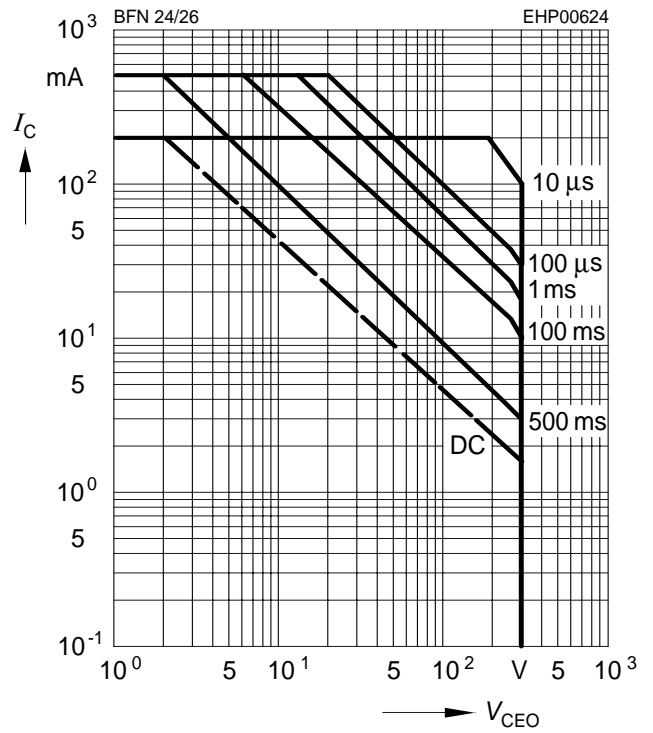
DC current gain $h_{FE} = f(I_C)$

$V_{CE} = 10\text{ V}$



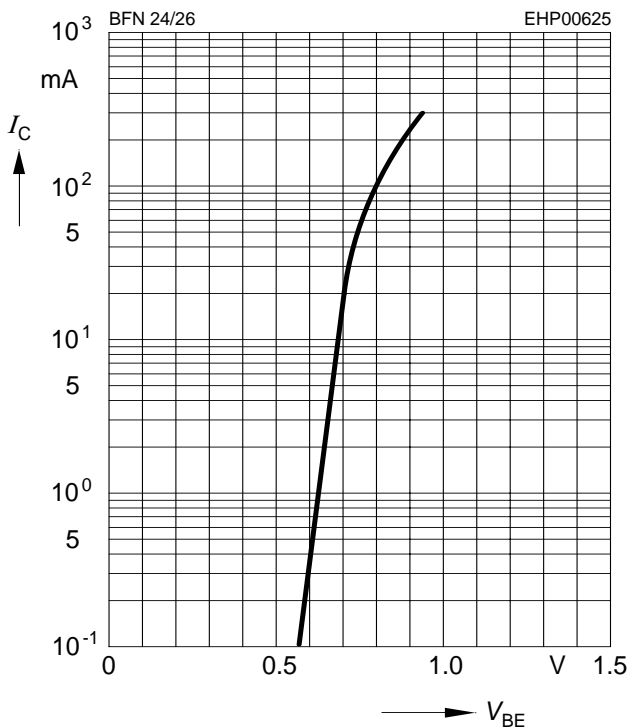
Operating range $I_C = f(V_{CE0})$

$T_A = 25^\circ\text{C}, D = 0$



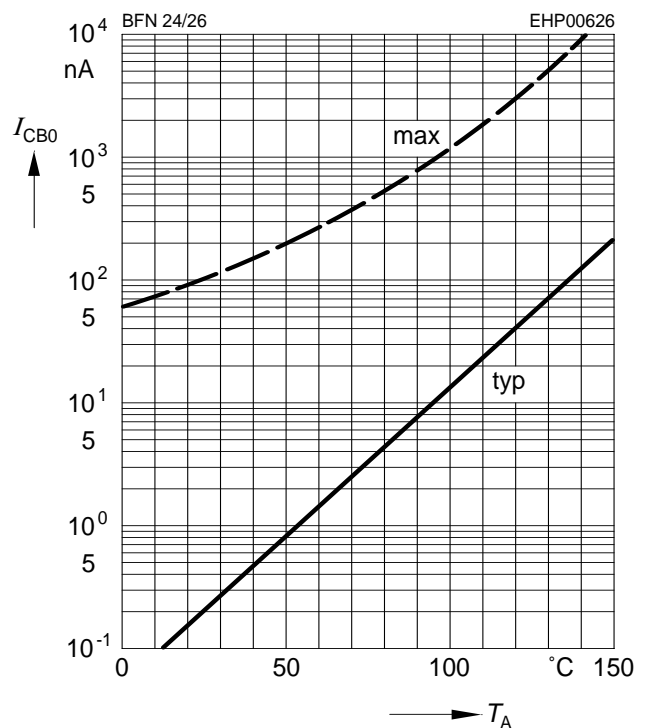
Collector current $I_C = f(V_{BE})$

$V_{CE} = 10\text{ V}$



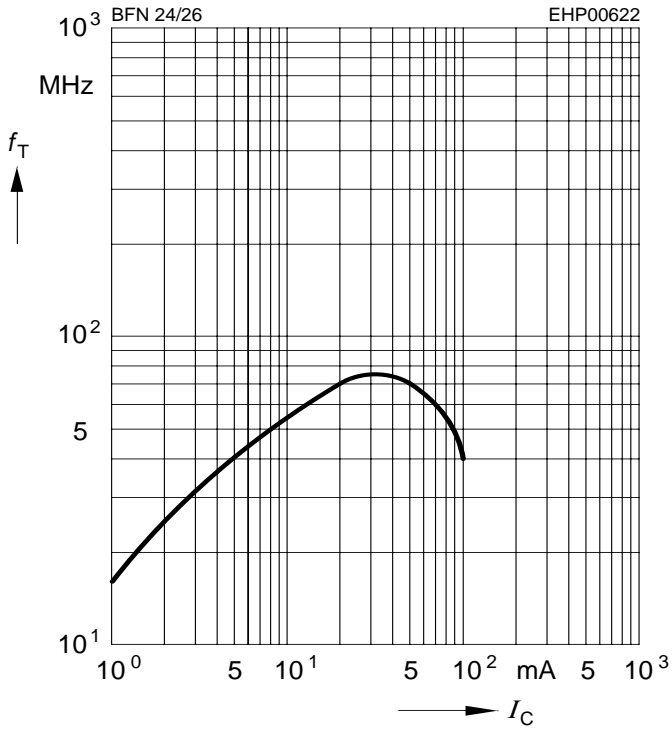
Collector cutoff current $I_{CBO} = f(T_A)$

$V_{CB} = 200\text{ V}$



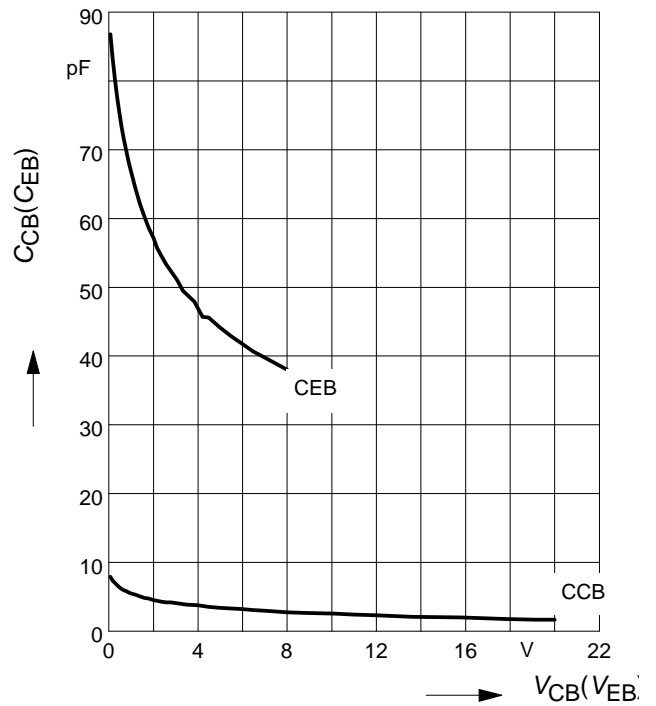
Transition frequency $f_T = f(I_C)$

V_{CE} = parameter in V, $f = 2$ GHz

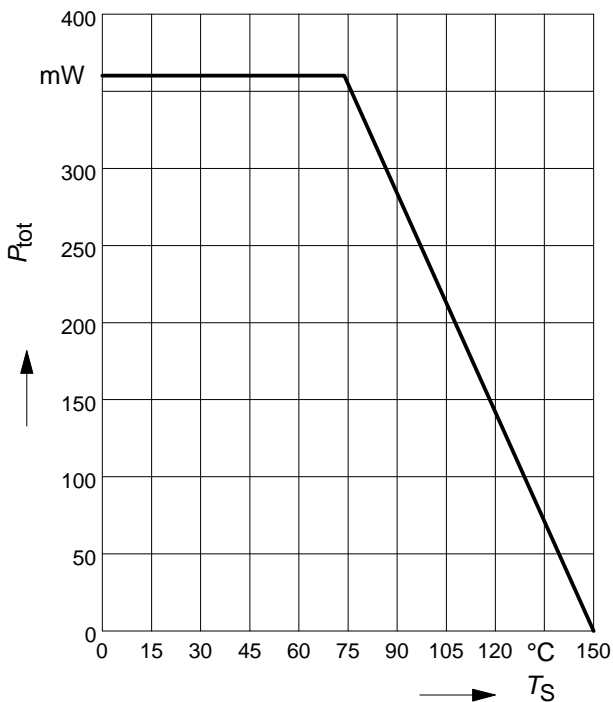


Collector-base capacitance $C_{cb} = f(V_{CB})$

Emitter-base capacitance $C_{eb} = f(V_{EB})$

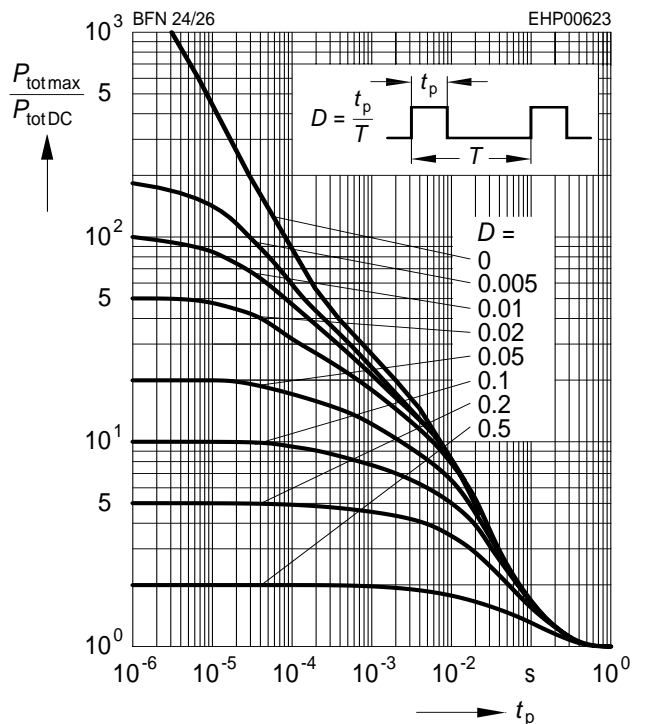


Total power dissipation $P_{tot} = f(T_S)$



Permissible Pulse Load

$P_{totmax}/P_{totDC} = f(t_p)$

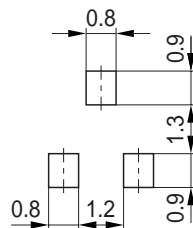


Package Outline

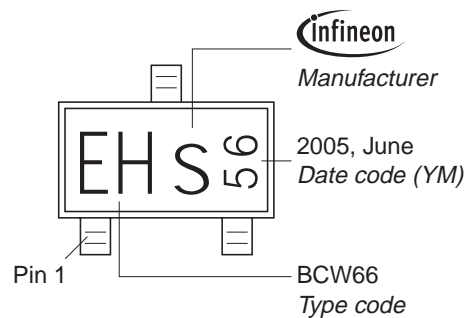


1) Lead width can be 0.6 max. in dambar area

Foot Print

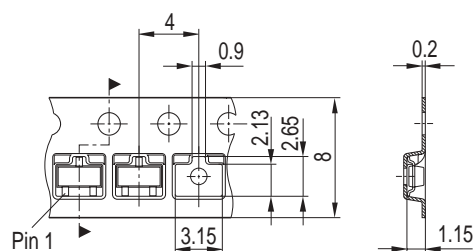


Marking Layout (Example)



Standard Packing

Reel \varnothing 180 mm = 3.000 Pieces/Reel
 Reel \varnothing 330 mm = 10.000 Pieces/Reel



Edition 2006-02-01

Published by

Infineon Technologies AG

81726 München, Germany

© Infineon Technologies AG 2007.

All Rights Reserved.

Attention please!

The information given in this dokument shall in no event be regarded as a guarantee of conditions or characteristics ("Beschaffenheitsgarantie"). With respect to any examples or hints given herein, any typical values stated herein and/or any information regarding the application of the device, Infineon Technologies hereby disclaims any and all warranties and liabilities of any kind, including without limitation warranties of non-infringement of intellectual property rights of any third party.

Information

For further information on technology, delivery terms and conditions and prices please contact your nearest Infineon Technologies Office (www.infineon.com).

Warnings

Due to technical requirements components may contain dangerous substances. For information on the types in question please contact your nearest Infineon Technologies Office.

Infineon Technologies Components may only be used in life-support devices or systems with the express written approval of Infineon Technologies, if a failure of such components can reasonably be expected to cause the failure of that life-support device or system, or to affect the safety or effectiveness of that device or system.

Life support devices or systems are intended to be implanted in the human body, or to support and/or maintain and sustain and/or protect human life. If they fail, it is reasonable to assume that the health of the user or other persons may be endangered.

X-ON Electronics

Largest Supplier of Electrical and Electronic Components

Click to view similar products for [Bipolar Transistors - BJT category](#):

Click to view products by [Infineon manufacturer](#):

Other Similar products are found below :

[619691C](#) [MCH4017-TL-H](#) [BC546/116](#) [BC557/116](#) [BSW67A](#) [NTE158](#) [NTE187A](#) [NTE195A](#) [NTE2302](#) [NTE2330](#) [NTE63](#) [C4460](#)
[2SA1419T-TD-H](#) [2SA1721-O\(TE85L,F\)](#) [2SA2126-E](#) [2SB1204S-TL-E](#) [2SC5488A-TL-H](#) [2SD2150T100R](#) [SP000011176](#) [FMMTA92QTA](#)
[2N2369ADCSM](#) [2N5769](#) [2SC2412KT146S](#) [2SC5490A-TL-H](#) [2SD1816S-TL-E](#) [2SD1816T-TL-E](#) [CMXT2207 TR](#) [CPH6501-TL-E](#)
[MCH4021-TL-E](#) [US6T6TR](#) [732314D](#) [CMXT3906 TR](#) [CPH3121-TL-E](#) [CPH6021-TL-H](#) [873787E](#) [UMX21NTR](#) [EMT2T2R](#) [MCH6102-TL-E](#)
[FP204-TL-E](#) [NJL0302DG](#) [2N3583](#) [2SA1434-TB-E](#) [2SC3143-4-TB-E](#) [2SD1621S-TD-E](#) [NTE103](#) [30A02MH-TL-E](#) [NSV40301MZ4T1G](#)
[NTE101](#) [NTE13](#) [NTE15](#)