

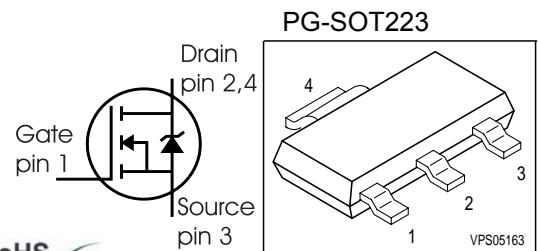
## SIPMOS<sup>®</sup> Small-Signal-Transistor

### Feature

- N-Channel
- Enhancement mode
- Logic Level
- dv/dt rated
- Pb-free lead plating; RoHS compliant
- 2.8V rated
- Qualified according to AEC Q101
- Halogen-free according to IEC61249-2-21

### Product Summary

$V_{DS}$	240	V
$R_{DS(on)}$	6	$\Omega$
$I_D$	0.35	A



Type	Package	Tape and Reel Information	Marking	Packaging
BSP88	PG-SOT223	H6327: 1000 pcs/reel	BSP88	Non dry

### Maximum Ratings, at $T_j = 25\text{ }^\circ\text{C}$ , unless otherwise specified

Parameter	Symbol	Value	Unit
Continuous drain current	$I_D$	0.35	A
$T_A=25\text{ }^\circ\text{C}$		0.35	
$T_A=70\text{ }^\circ\text{C}$		0.28	
Pulsed drain current	$I_{D\text{ puls}}$	1.4	
$T_A=25\text{ }^\circ\text{C}$			
Reverse diode dv/dt	dv/dt	6	kV/ $\mu\text{s}$
$I_S=0.35\text{A}$ , $V_{DS}=192\text{V}$ , $di/dt=200\text{A}/\mu\text{s}$ , $T_{jmax}=150\text{ }^\circ\text{C}$			
Gate source voltage	$V_{GS}$	$\pm 20$	V
ESD class (JESD22-A114-HBM)		1A (>250V, <500V)	
Power dissipation	$P_{tot}$	1.8	W
$T_A=25\text{ }^\circ\text{C}$			
Operating and storage temperature	$T_j, T_{stg}$	-55... +150	$^\circ\text{C}$
IEC climatic category; DIN IEC 68-1		55/150/56	

**Thermal Characteristics**

Parameter	Symbol	Values			Unit
		min.	typ.	max.	
<b>Characteristics</b>					
Thermal resistance, junction - soldering point (Pin 4)	$R_{thJS}$	-	-	25	K/W
SMD version, device on PCB: @ min. footprint @ 6 cm <sup>2</sup> cooling area <sup>1)</sup>	$R_{thJA}$	-	-	115 70	

**Electrical Characteristics, at  $T_j = 25\text{ }^\circ\text{C}$ , unless otherwise specified**

Parameter	Symbol	Values			Unit
		min.	typ.	max.	
<b>Static Characteristics</b>					
Drain-source breakdown voltage $V_{GS}=0, I_D=250\mu\text{A}$	$V_{(BR)DSS}$	240	-	-	V
Gate threshold voltage, $V_{GS} = V_{DS}$ $I_D=108\mu\text{A}$	$V_{GS(th)}$	0.6	1	1.4	
Zero gate voltage drain current $V_{DS}=240\text{V}, V_{GS}=0, T_j=25^\circ\text{C}$ $V_{DS}=240\text{V}, V_{GS}=0, T_j=150^\circ\text{C}$	$I_{DSS}$	-	-	0.1 10	$\mu\text{A}$
Gate-source leakage current $V_{GS}=20\text{V}, V_{DS}=0$	$I_{GSS}$	-	1	10	
Drain-source on-state resistance $V_{GS}=2.8\text{V}, I_D=0.014\text{A}$	$R_{DS(on)}$	-	4.9	15	$\Omega$
Drain-source on-state resistance $V_{GS}=4.5\text{V}, I_D=0.32\text{A}$	$R_{DS(on)}$	-	4.6	7.5	
Drain-source on-state resistance $V_{GS}=10\text{V}, I_D=0.35\text{A}$	$R_{DS(on)}$	-	4	6	

<sup>1)</sup>Device on 40mm\*40mm\*1.5mm epoxy PCB FR4 with 6cm<sup>2</sup> (one layer, 70  $\mu\text{m}$  thick) copper area for drain connection. PCB is vertical without blown air.

Electrical Characteristics, at  $T_j = 25\text{ }^\circ\text{C}$ , unless otherwise specified

Parameter	Symbol	Conditions	Values			Unit
			min.	typ.	max.	

**Dynamic Characteristics**

Transconductance	$g_{fs}$	$V_{DS} \geq 2 \cdot I_D \cdot R_{DS(on)max}$ , $I_D = 0.28\text{A}$	0.19	0.38	-	S
Input capacitance	$C_{iss}$	$V_{GS} = 0, V_{DS} = 25\text{V}$ , $f = 1\text{MHz}$	-	76	95	pF
Output capacitance	$C_{oss}$		-	12	15	
Reverse transfer capacitance	$C_{rss}$		-	6	9	
Turn-on delay time	$t_{d(on)}$	$V_{DD} = 120\text{V}, V_{GS} = 4.5\text{V}$ , $I_D = 0.35\text{A}, R_G = 15\Omega$	-	3.6	5.4	ns
Rise time	$t_r$		-	3.5	5.2	
Turn-off delay time	$t_{d(off)}$		-	17.9	26.8	
Fall time	$t_f$		-	18.9	28.3	

**Gate Charge Characteristics**

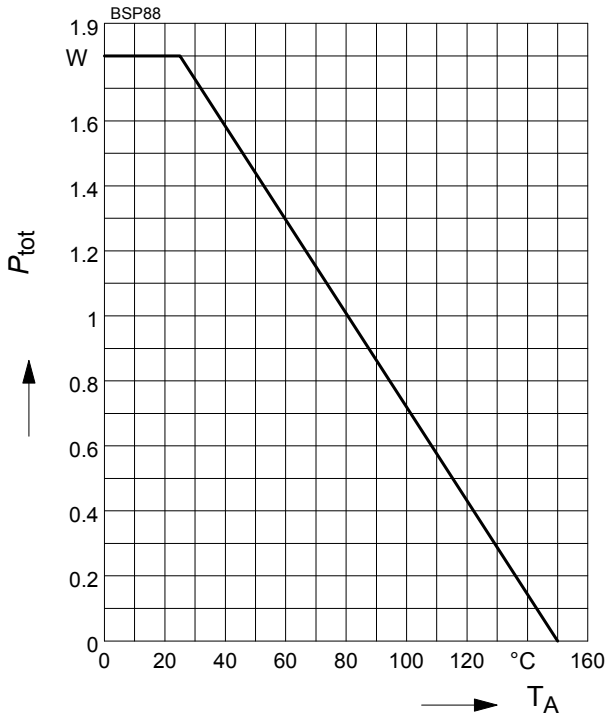
Gate to source charge	$Q_{gs}$	$V_{DD} = 192\text{V}, I_D = 0.35\text{A}$	-	0.2	0.3	nC
Gate to drain charge	$Q_{gd}$		-	2	3	
Gate charge total	$Q_g$	$V_{DD} = 192\text{V}, I_D = 0.35\text{A}$ , $V_{GS} = 0 \text{ to } 10\text{V}$	-	4.5	6.8	
Gate plateau voltage	$V_{(plateau)}$	$V_{DD} = 192\text{V}, I_D = 0.35\text{A}$	-	2.7	-	V

**Reverse Diode**

Inverse diode continuous forward current	$I_S$	$T_A = 25\text{ }^\circ\text{C}$	-	-	0.35	A
Inv. diode direct current, pulsed	$I_{SM}$		-	-	1.4	
Inverse diode forward voltage	$V_{SD}$	$V_{GS} = 0, I_F = I_S$	-	0.86	1.2	V
Reverse recovery time	$t_{rr}$	$V_R = 120\text{V}, I_F = I_S$ , $di_F/dt = 100\text{A}/\mu\text{s}$	-	66	82	ns
Reverse recovery charge	$Q_{rr}$		-	119	149	

### 1 Power dissipation

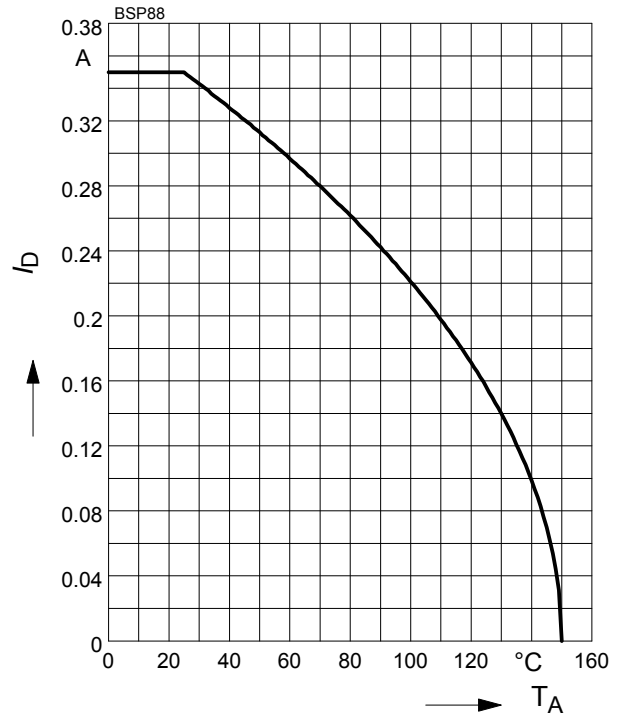
$$P_{tot} = f(T_A)$$



### 2 Drain current

$$I_D = f(T_A)$$

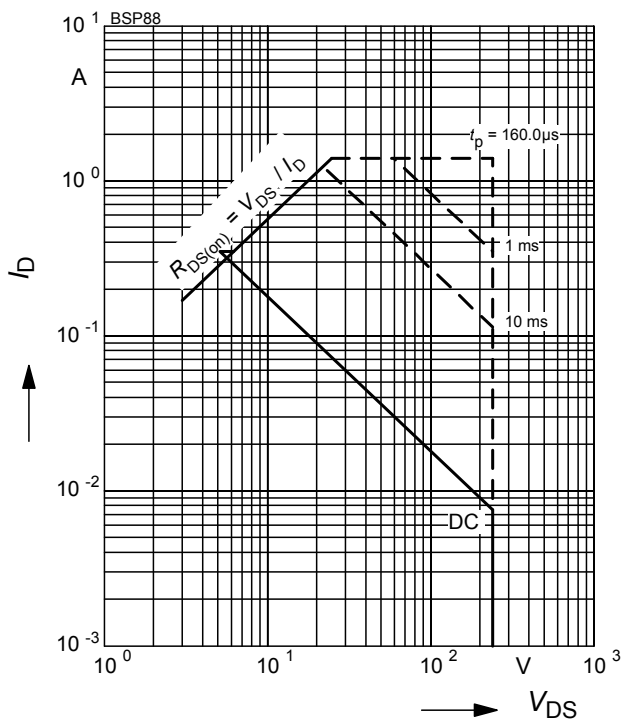
parameter:  $V_{GS} \geq 10 \text{ V}$



### 3 Safe operating area

$$I_D = f(V_{DS})$$

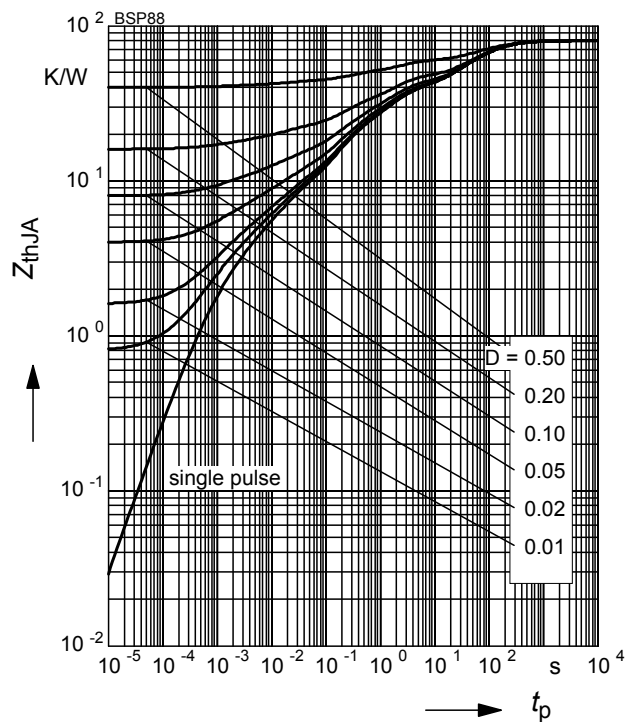
parameter:  $D = 0, T_A = 25 \text{ °C}$



### 4 Transient thermal impedance

$$Z_{thJA} = f(t_p)$$

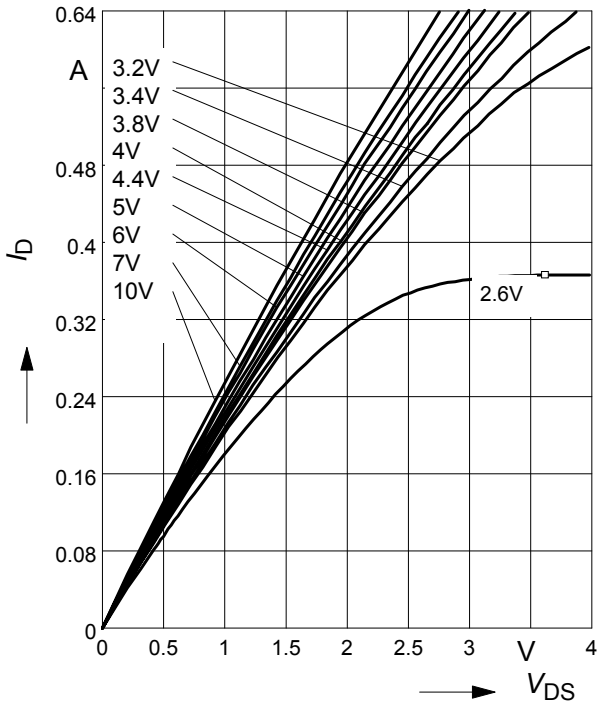
parameter:  $D = t_p/T$



**5 Typ. output characteristic**

$I_D = f(V_{DS})$

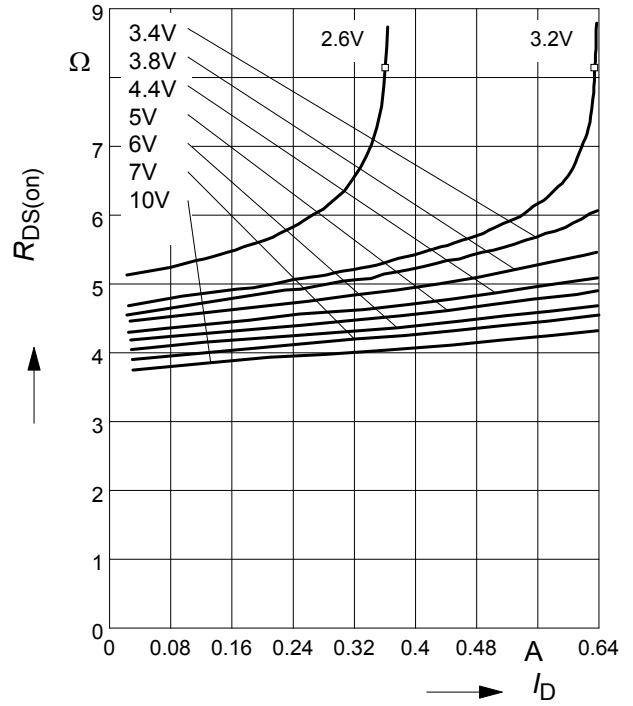
parameter:  $T_j = 25\text{ }^\circ\text{C}$ ,  $V_{GS}$



**6 Typ. drain-source on resistance**

$R_{DS(on)} = f(I_D)$

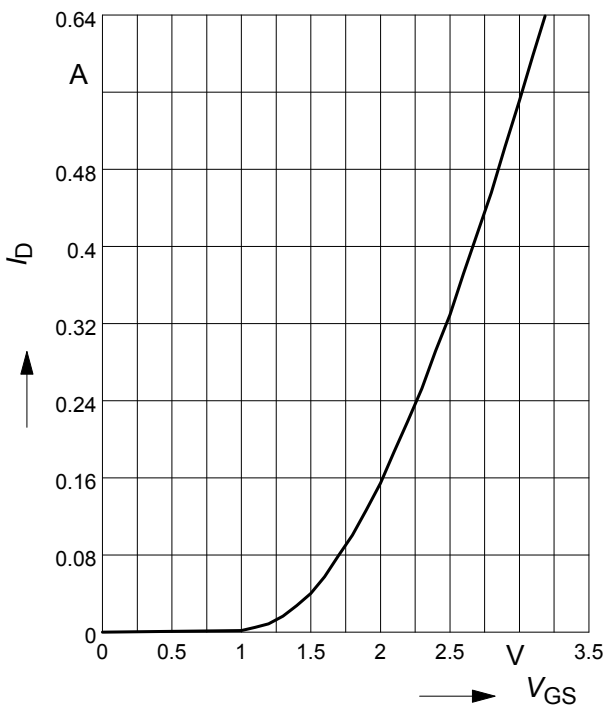
parameter:  $T_j = 25\text{ }^\circ\text{C}$ ,  $V_{GS}$



**7 Typ. transfer characteristics**

$I_D = f(V_{GS})$ ;  $V_{DS} \geq 2 \times I_D \times R_{DS(on)max}$

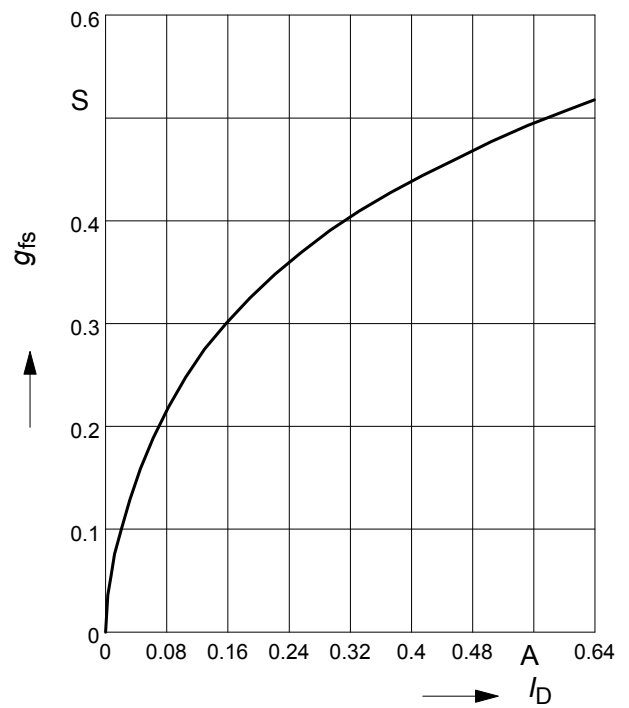
parameter:  $T_j = 25\text{ }^\circ\text{C}$



**8 Typ. forward transconductance**

$g_{fs} = f(I_D)$

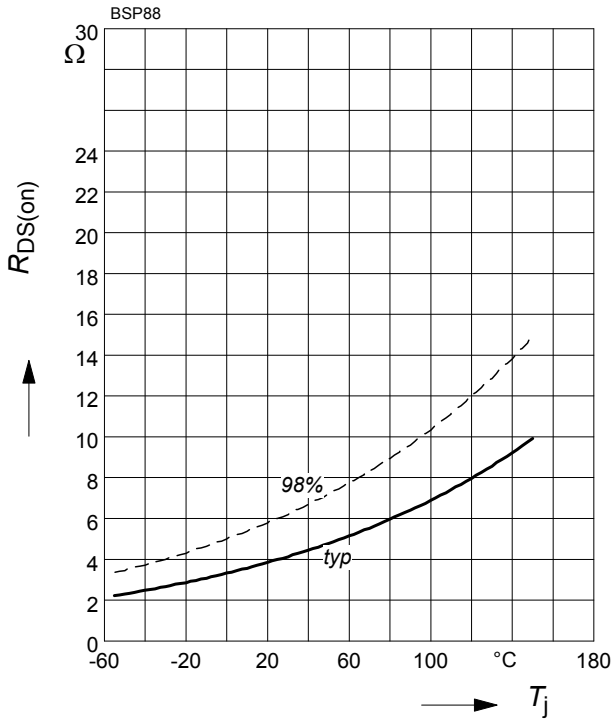
parameter:  $T_j = 25\text{ }^\circ\text{C}$



**9 Drain-source on-state resistance**

$$R_{DS(on)} = f(T_j)$$

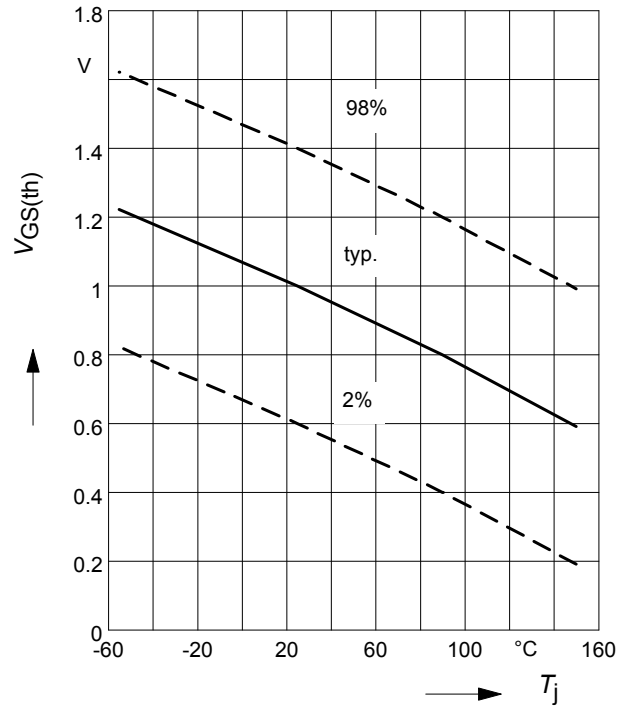
parameter :  $I_D = 0.35 \text{ A}$ ,  $V_{GS} = 10 \text{ V}$



**10 Typ. gate threshold voltage**

$$V_{GS(th)} = f(T_j)$$

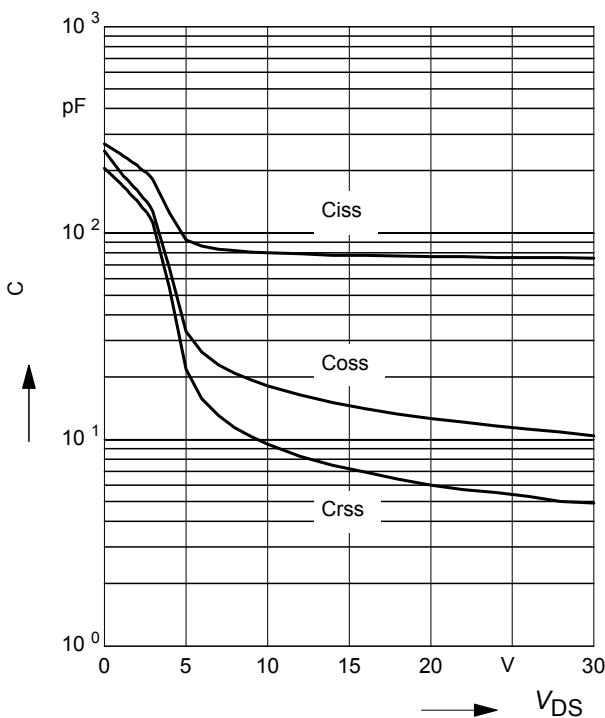
parameter:  $V_{GS} = V_{DS}$ ;  $I_D = 108 \mu\text{A}$



**11 Typ. capacitances**

$$C = f(V_{DS})$$

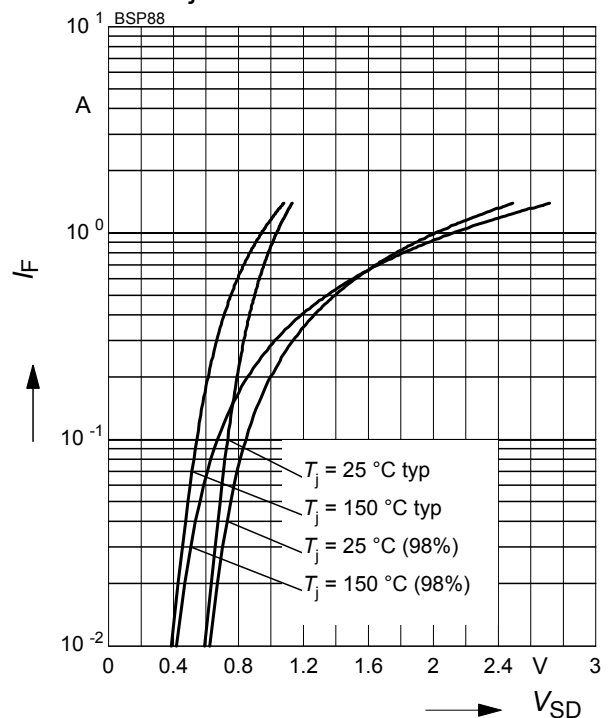
parameter:  $V_{GS}=0$ ,  $f=1 \text{ MHz}$ ,  $T_j = 25 \text{ }^\circ\text{C}$



**12 Forward character. of reverse diode**

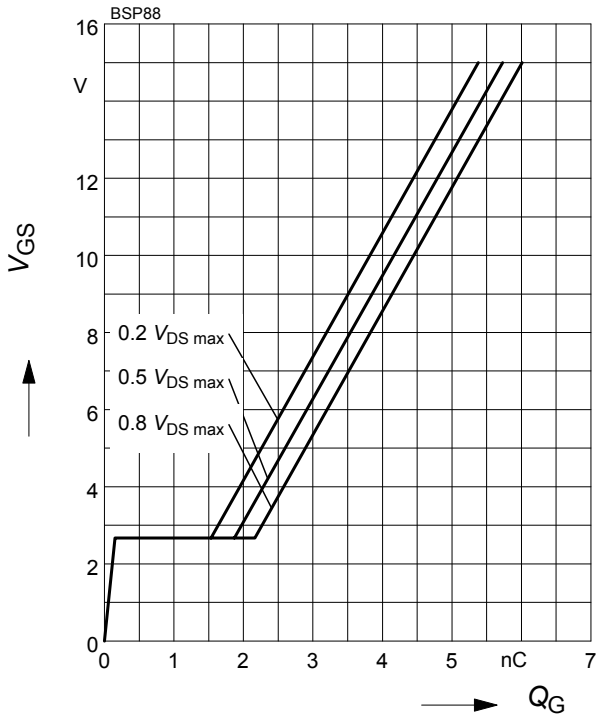
$$I_F = f(V_{SD})$$

parameter:  $T_j$



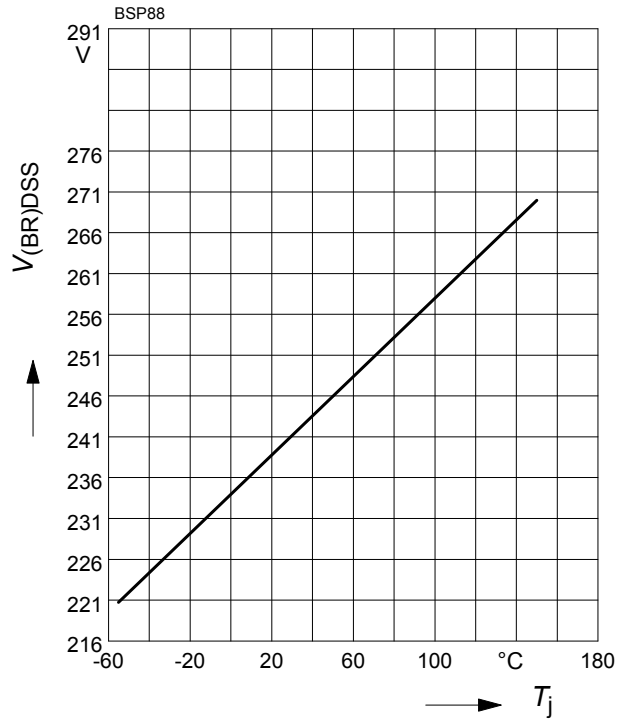
**13 Typ. gate charge**

$V_{GS} = f(Q_G)$ ; parameter:  $V_{DS}$ ,  
 $I_D = 0.35 \text{ A pulsed}$ ,  $T_j = 25 \text{ °C}$



**14 Drain-source breakdown voltage**

$V_{(BR)DSS} = f(T_j)$



**Published by**  
**Infineon Technologies AG**  
**81726 Munich, Germany**  
**© 2008 Infineon Technologies AG**  
**All Rights Reserved.**

#### **Legal Disclaimer**

The information given in this document shall in no event be regarded as a guarantee of conditions or characteristics. With respect to any examples or hints given herein, any typical values stated herein and/or any information regarding the application of the device, Infineon Technologies hereby disclaims any and all warranties and liabilities of any kind, including without limitation, warranties of non-infringement of intellectual property rights of any third party.

#### **Information**

For further information on technology, delivery terms and conditions and prices, please contact the nearest Infineon Technologies Office ([www.infineon.com](http://www.infineon.com)).

#### **Warnings**

Due to technical requirements, components may contain dangerous substances. For information on the types in question, please contact the nearest Infineon Technologies Office. Infineon Technologies components may be used in life-support devices or systems only with the express written approval of Infineon Technologies, if a failure of such components can reasonably be expected to cause the failure of that life-support device or system or to affect the safety or effectiveness of that device or system. Life support devices or systems are intended to be implanted in the human body or to support and/or maintain and sustain and/or protect human life. If they fail, it is reasonable to assume that the health of the user or other persons may be endangered.



## X-ON Electronics

Largest Supplier of Electrical and Electronic Components

*Click to view similar products for [MOSFET](#) category:*

*Click to view products by [Infineon](#) manufacturer:*

Other Similar products are found below :

[614233C](#) [648584F](#) [IRFD120](#) [JANTX2N5237](#) [FCA20N60\\_F109](#) [FDZ595PZ](#) [2SK2545\(Q,T\)](#) [405094E](#) [423220D](#) [TPCC8103,L1Q\(CM](#)  
[MIC4420CM-TR](#) [VN1206L](#) [614234A](#) [715780A](#) [NTNS3166NZT5G](#) [SSM6J414TU,LF\(T](#) [751625C](#) [BUK954R8-60E](#) [GROUP A 5962-](#)  
[8877003PA](#) [NTE6400](#) [SQJ402EP-T1-GE3](#) [2SK2614\(TE16L1,Q\)](#) [2N7002KW-FAI](#) [DMN1017UCP3-7](#) [EFC2J004NUZTDG](#) [ECH8691-TL-W](#)  
[FCAB21350L1](#) [P85W28HP2F-7071](#) [DMN1053UCP4-7](#) [NTE221](#) [NTE222](#) [NTE2384](#) [NTE2903](#) [NTE2941](#) [NTE2945](#) [NTE2946](#) [NTE2960](#)  
[NTE2967](#) [NTE2969](#) [NTE2976](#) [NTE6400A](#) [NTE2910](#) [NTE2916](#) [NTE2956](#) [NTE2911](#) [DMN2080UCB4-7](#) [TK10A80W,S4X\(S](#)  
[SSM6P54TU,LF](#) [SSM6P69NU,LF](#) [DMP22D4UFO-7B](#)