

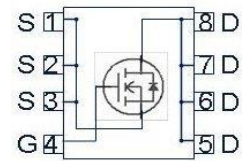

OptiMOS™ - 6 Power-Transistor

Product Summary

| | | |
|------------------|-----|------------|
| V_{DS} | 40 | V |
| $R_{DS(on),max}$ | 2.8 | m Ω |
| I_D | 100 | A |

Features

- OptiMOS™ - power MOSFET for automotive applications
- N-channel - Enhancement mode - Normal Level
- AEC Q101 qualified
- MSL1 up to 260°C peak reflow
- 175°C operating temperature
- Green Product (RoHS compliant)
- 100% Avalanche tested

PG-TDSON-8


| Type | Package | Marking |
|------------------|------------|----------|
| IAUC100N04S6N028 | PG-TDSON-8 | 6N04N028 |

Maximum ratings, at $T_j=25^\circ\text{C}$, unless otherwise specified

| Parameter | Symbol | Conditions | Value | Unit |
|--|-------------------|--|--------------|------------------|
| Continuous drain current ¹⁾ | I_D | $T_C=25^\circ\text{C}$, $V_{GS}=10\text{V}$ | 100 | A |
| | | $T_C=100^\circ\text{C}$, $V_{GS}=10\text{V}^{2)}$ | 77 | |
| Pulsed drain current ²⁾ | $I_{D,pulse}$ | $T_C=25^\circ\text{C}$ | 400 | |
| Avalanche energy, single pulse ²⁾ | E_{AS} | $I_D=20\text{A}$, $R_{G,min}=25\Omega$ | 85 | mJ |
| Avalanche current, single pulse | I_{AS} | $R_{G,min}=25\Omega$ | 20 | A |
| Gate source voltage | V_{GS} | - | ± 20 | V |
| Power dissipation | P_{tot} | $T_C=25^\circ\text{C}$ | 62 | W |
| Operating and storage temperature | T_j , T_{stg} | - | -55 ... +175 | $^\circ\text{C}$ |

| Parameter | Symbol | Conditions | Values | | | Unit |
|---|------------|--|--------|------|------|------|
| | | | min. | typ. | max. | |
| Thermal characteristics²⁾ | | | | | | |
| Thermal resistance, junction - case | R_{thJC} | - | - | - | 2.4 | K/W |
| Thermal resistance, junction - ambient | R_{thJA} | 6 cm ² cooling area ³⁾ | - | - | 50 | |

Electrical characteristics, at $T_j=25^\circ\text{C}$, unless otherwise specified

Static characteristics

| | | | | | | |
|----------------------------------|---------------|---|-----|------|------|---------------|
| Drain-source breakdown voltage | $V_{(BR)DSS}$ | $V_{GS}=0V, I_D=1\text{mA}$ | 40 | - | - | V |
| Gate threshold voltage | $V_{GS(th)}$ | $V_{DS}=V_{GS}, I_D=24\mu\text{A}$ | 2.2 | 2.6 | 3.0 | |
| Zero gate voltage drain current | I_{DSS} | $V_{DS}=40V, V_{GS}=0V, T_j=25^\circ\text{C}$ | - | - | 1 | μA |
| | | $V_{DS}=40V, V_{GS}=0V, T_j=125^\circ\text{C}^{2)}$ | - | - | 6 | |
| Gate-source leakage current | I_{GSS} | $V_{GS}=20V, V_{DS}=0V$ | - | - | 100 | nA |
| Drain-source on-state resistance | $R_{DS(on)}$ | $V_{GS}=7V, I_D=50\text{A}$ | - | 2.70 | 3.90 | m Ω |
| | | $V_{GS}=10V, I_D=50\text{A}$ | - | 2.21 | 2.86 | |

| Parameter | Symbol | Conditions | Values | | | Unit |
|-----------|--------|------------|--------|------|------|------|
| | | | min. | typ. | max. | |

Dynamic characteristics²⁾

| | | | | | | |
|------------------------------|--------------|--|---|------|------|----|
| Input capacitance | C_{iss} | $V_{GS}=0V, V_{DS}=25V,$ $f=1MHz$ | - | 1370 | 1781 | pF |
| Output capacitance | C_{oss} | | - | 429 | 558 | |
| Reverse transfer capacitance | C_{rss} | | - | 24 | 37 | |
| Turn-on delay time | $t_{d(on)}$ | $V_{DD}=20V, V_{GS}=10V,$ $I_D=100A, R_G=3.5\Omega$ | - | 4 | - | ns |
| Rise time | t_r | | - | 2 | - | |
| Turn-off delay time | $t_{d(off)}$ | | - | 9 | - | |
| Fall time | t_f | | - | 5 | - | |

Gate Charge Characteristics²⁾

| | | | | | | |
|-----------------------|---------------|--|---|-----|-----|----|
| Gate to source charge | Q_{gs} | $V_{DD}=32V, I_D=100A,$ $V_{GS}=0$ to 10V | - | 6.3 | 8.4 | nC |
| Gate to drain charge | Q_{gd} | | - | 4.8 | 7.2 | |
| Gate charge total | Q_g | | - | 22 | 29 | |
| Gate plateau voltage | $V_{plateau}$ | | - | 4.6 | - | V |

Reverse Diode

| | | | | | | |
|--|---------------|---|---|-----|-----|----|
| Diode continuous forward current ²⁾ | I_S | $T_C=25^\circ C$ | - | - | 100 | A |
| Diode pulse current ²⁾ | $I_{S,pulse}$ | | - | - | 400 | |
| Diode forward voltage | V_{SD} | $V_{GS}=0V, I_F=50A,$ $T_j=25^\circ C$ | - | 0.8 | 1.1 | V |
| Reverse recovery time ²⁾ | t_{rr} | $V_R=20V, I_F=50A,$ $di_F/dt=100A/\mu s$ | - | 30 | - | ns |
| Reverse recovery charge ²⁾ | Q_{rr} | | - | 15 | - | |

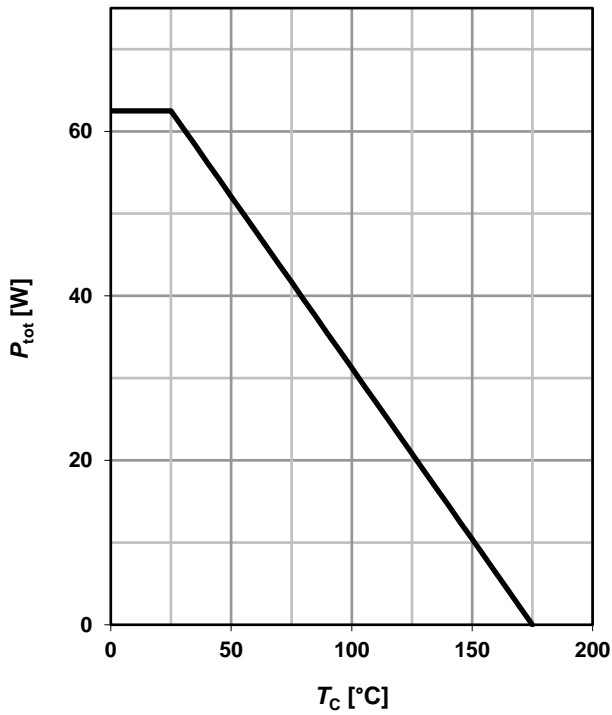
¹⁾ Current is limited by package; with an $R_{thJC} = 2.4$ K/W the chip is able to carry 108 A at 25°C.

²⁾ The parameter is not subject to production test- verified by design/characterization.

³⁾ Device on 40 mm x 40 mm x 1.5 mm epoxy PCB FR4 with 6 cm² (one layer, 70 μm thick) copper area for drain connection. PCB is vertical in still air.

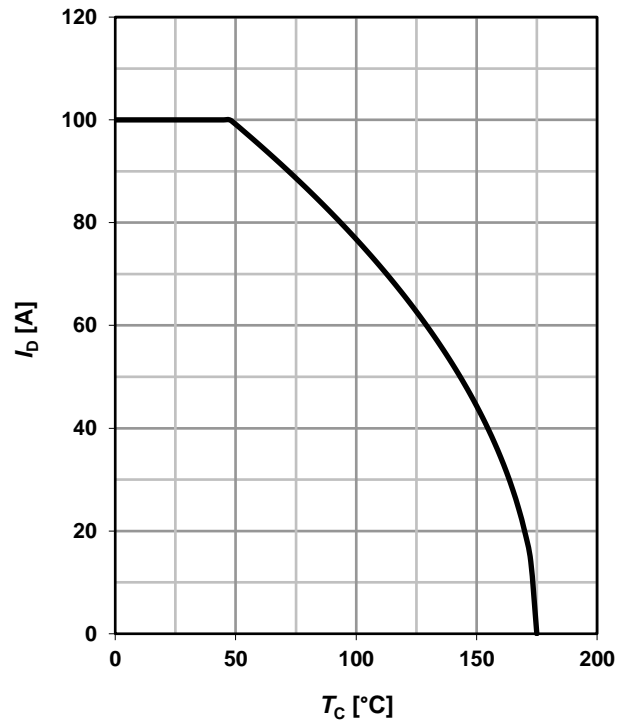
1 Power dissipation

$P_{tot} = f(T_C); V_{GS} = 10\text{ V}$



2 Drain current

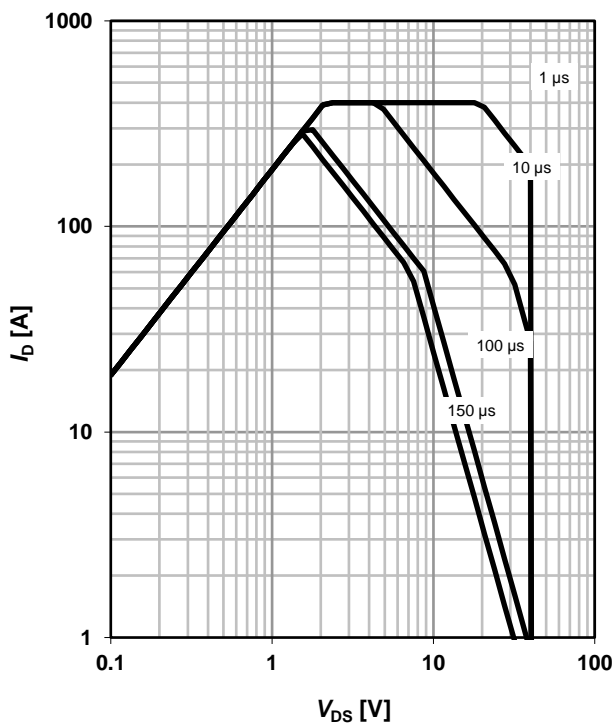
$I_D = f(T_C); V_{GS} = 10\text{ V}$



3 Safe operating area

$I_D = f(V_{DS}); T_C = 25\text{ °C}; D = 0$

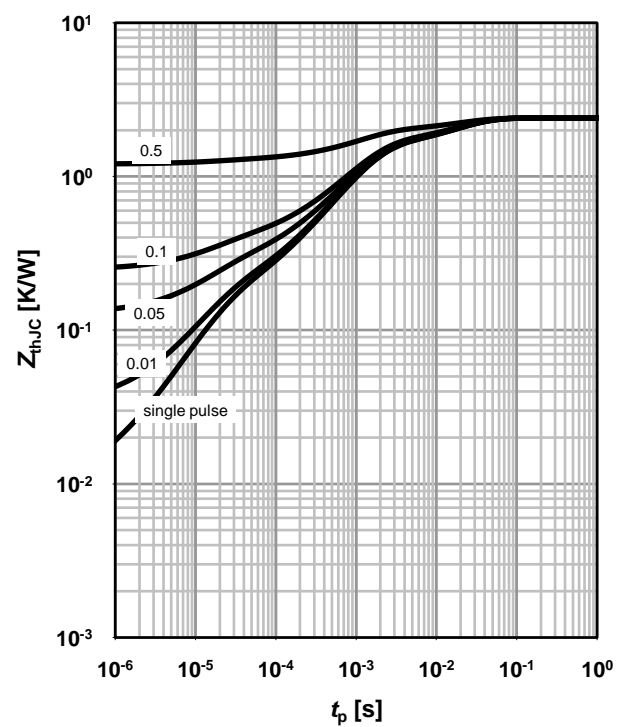
parameter: t_p



4 Max. transient thermal impedance

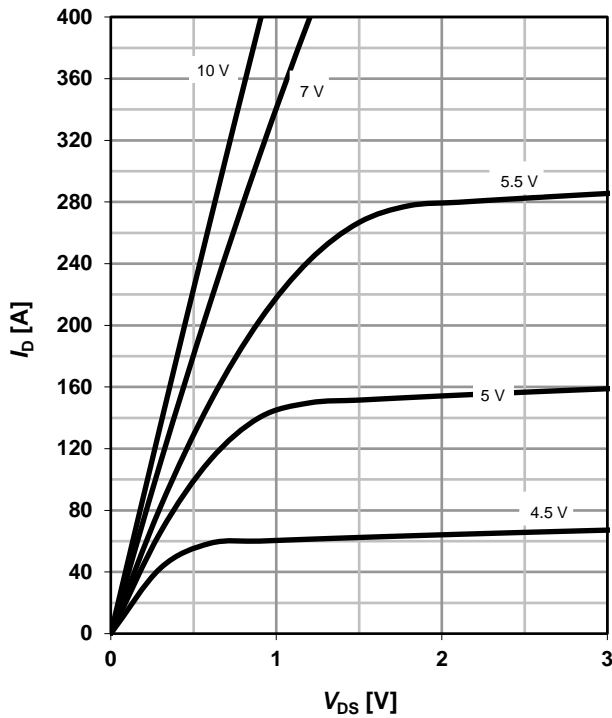
$Z_{thJC} = f(t_p)$

parameter: $D = t_p/T$

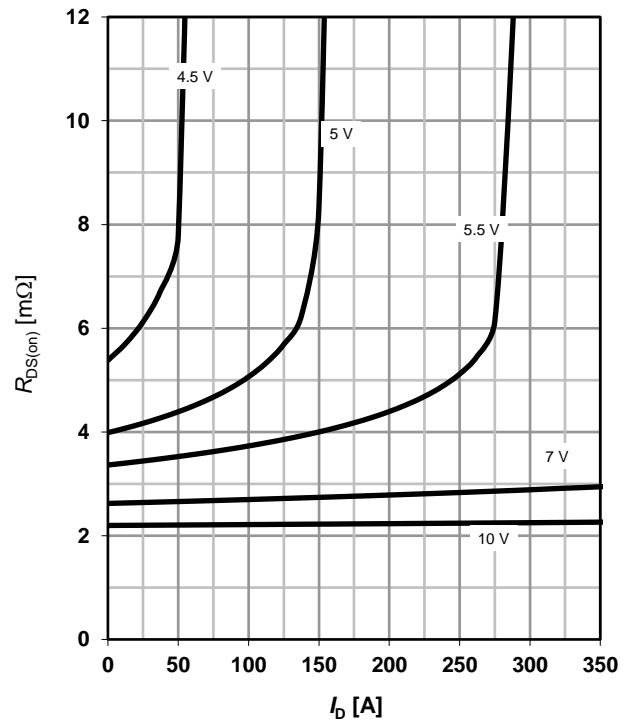


5 Typ. output characteristics

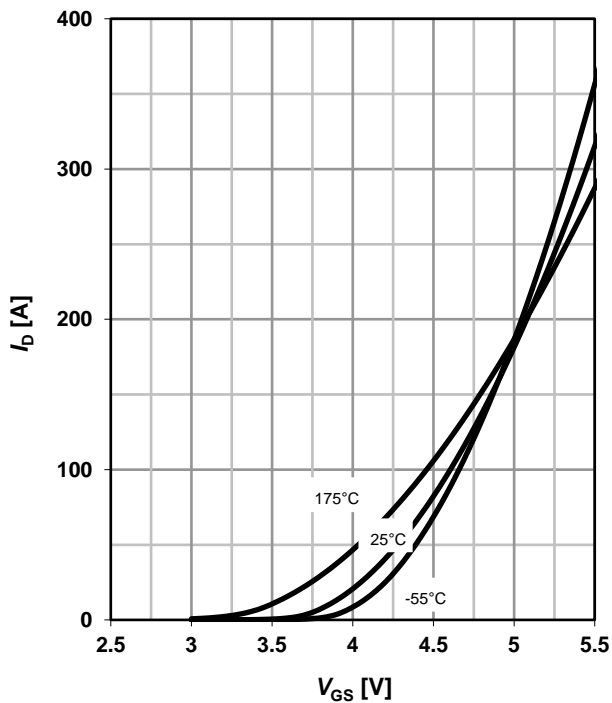
$$I_D = f(V_{DS}); T_j = 25\text{ }^\circ\text{C}$$

 parameter: V_{GS}

6 Typ. drain-source on-state resistance

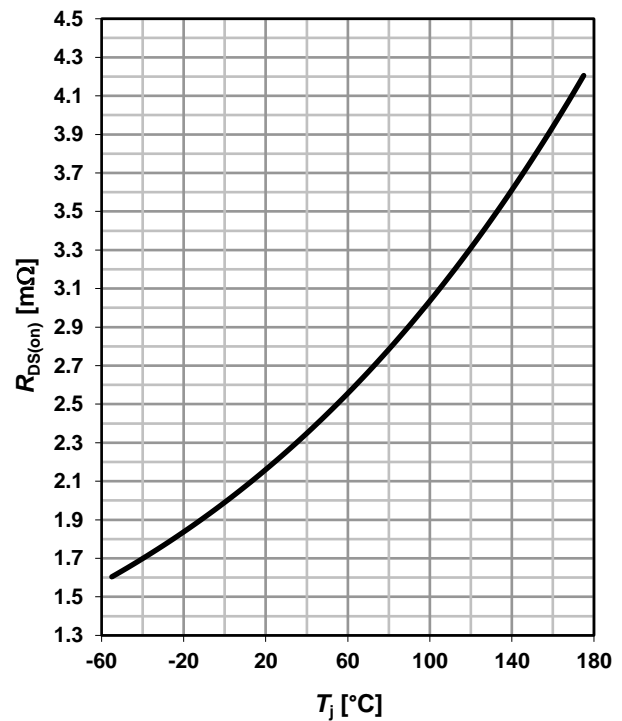
$$R_{DS(on)} = f(I_D); T_j = 25\text{ }^\circ\text{C}$$

 parameter: V_{GS}

7 Typ. transfer characteristics

$$I_D = f(V_{GS}); V_{DS} = 6\text{ V}$$

 parameter: T_j

8 Typ. drain-source on-state resistance

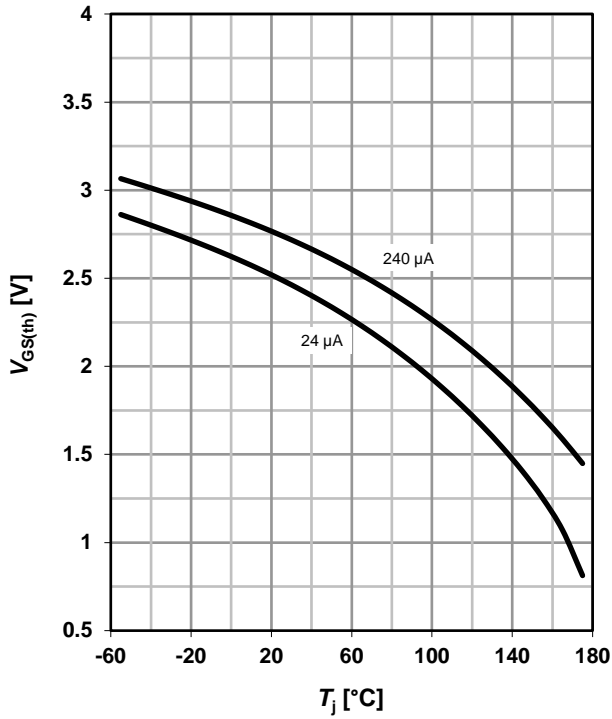
$$R_{DS(on)} = f(T_j); I_D = 50\text{ A}; V_{GS} = 10\text{ V}$$



9 Typ. gate threshold voltage

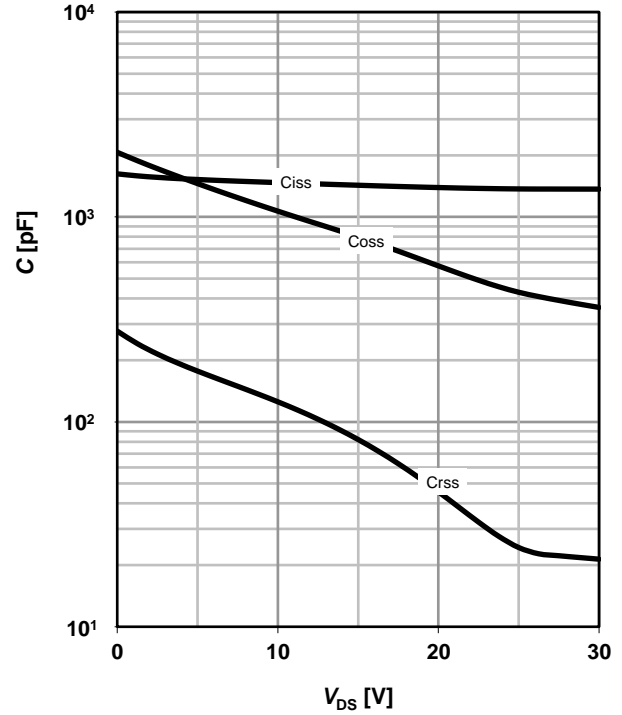
$V_{GS(th)} = f(T_j); V_{GS} = V_{DS}$

parameter: I_D



10 Typ. capacitances

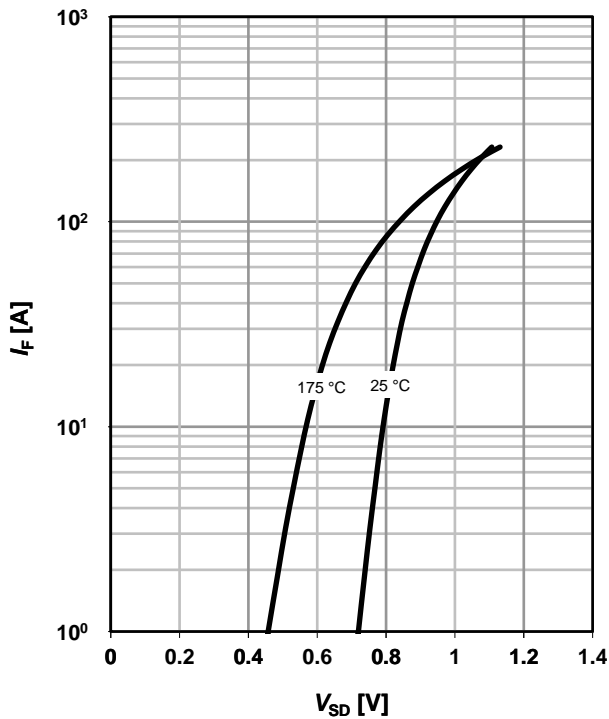
$C = f(V_{DS}); V_{GS} = 0 V; f = 1 MHz$



11 Typical forward diode characteristics

$I_F = f(V_{SD})$

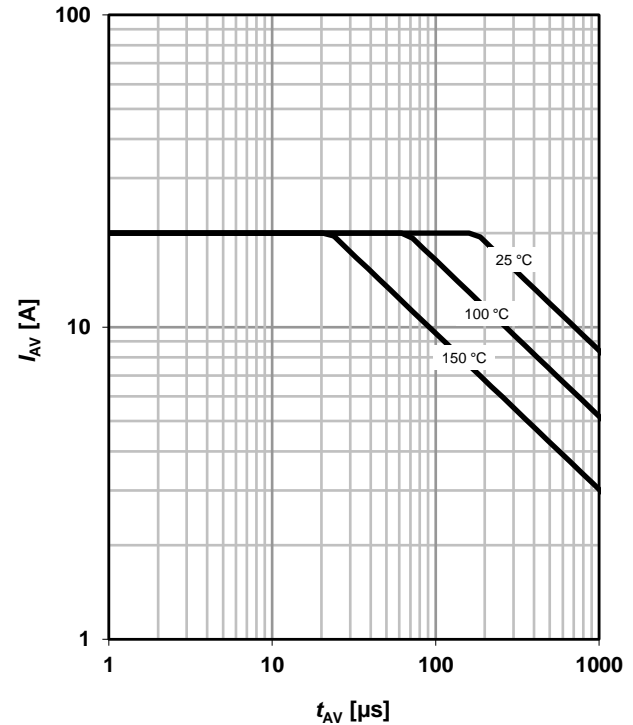
parameter: T_j



12 Avalanche characteristics

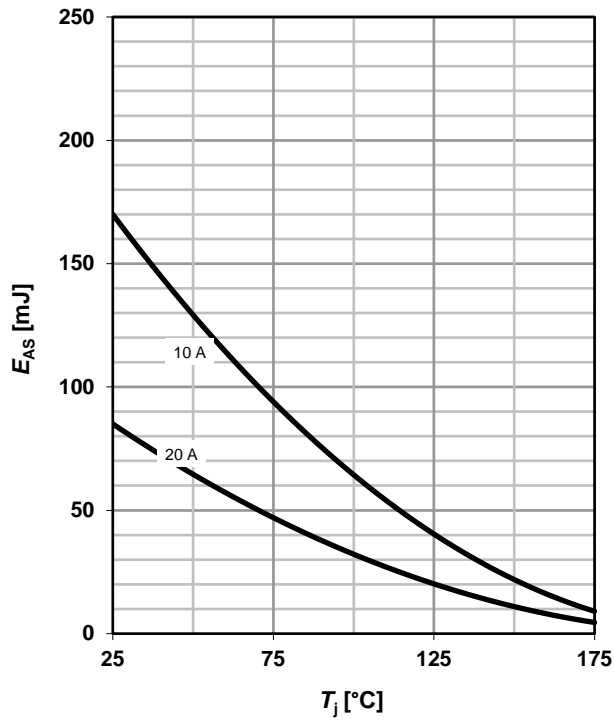
$I_{AS} = f(t_{AV})$

parameter: $T_{j(start)}$

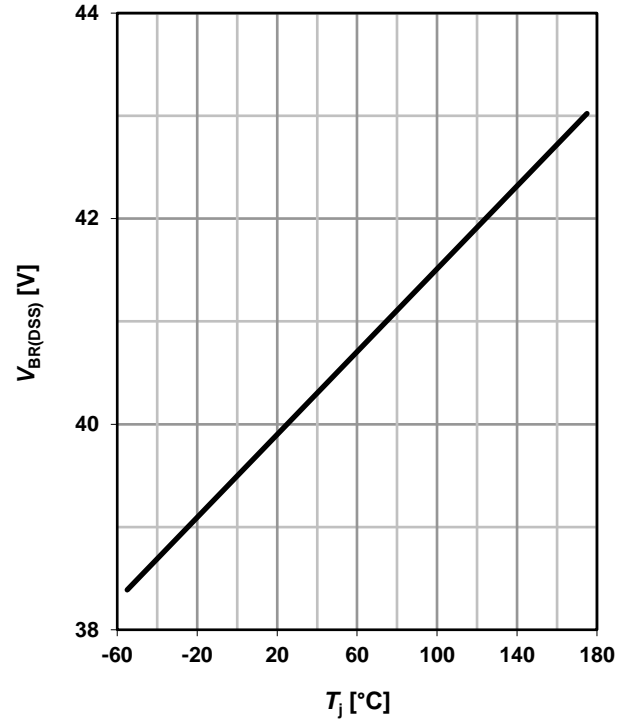


13 Avalanche energy

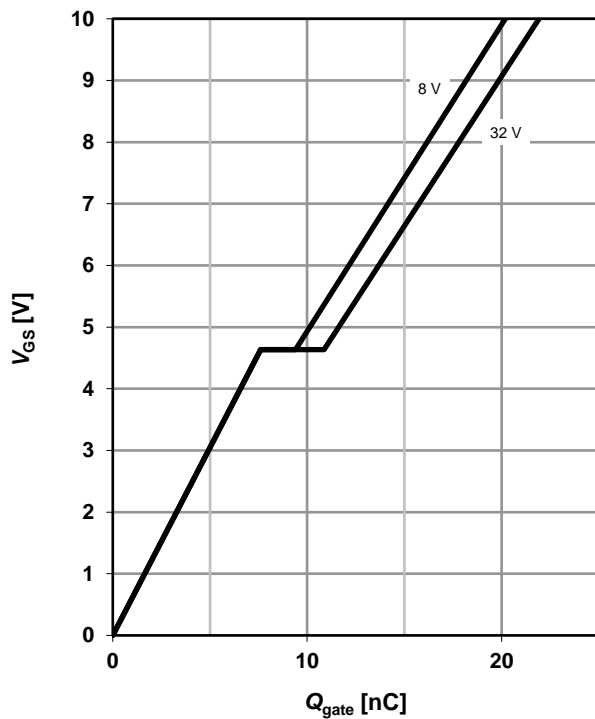
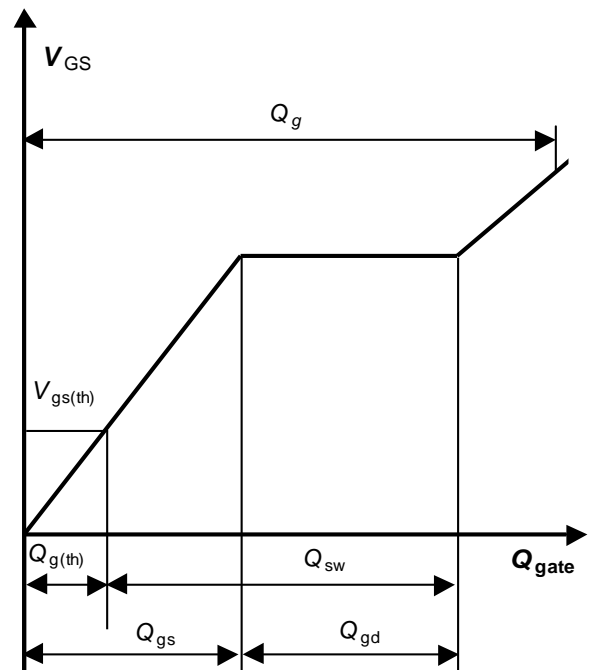
$$E_{AS} = f(T_j)$$


14 Drain-source breakdown voltage

$$V_{BR(DSS)} = f(T_j); I_D = 1 \text{ mA}$$


15 Typ. gate charge

$$V_{GS} = f(Q_{gate}); I_D = 40 \text{ A pulsed}$$

 parameter: V_{DD}

16 Gate charge waveforms


Published by
Infineon Technologies AG
81726 Munich, Germany

© Infineon Technologies AG 2019
All Rights Reserved.

Legal Disclaimer

The information given in this document shall in no event be regarded as a guarantee of conditions or characteristics. With respect to any examples or hints given herein, any typical values stated herein and/or any information regarding the application of the device, Infineon Technologies hereby disclaims any and all warranties and liabilities of any kind, including without limitation, warranties of non-infringement of intellectual property rights of any third party.

Information

For further information on technology, delivery terms and conditions and prices, please contact the nearest Infineon Technologies Office (www.infineon.com).

Warnings

Due to technical requirements, components may contain dangerous substances.
For information on the types in question, please contact the nearest Infineon Technologies Office.
Infineon Technologies components may be used in life-support devices or systems only with the express written approval of Infineon Technologies, if a failure of such components can reasonably be expected to cause the failure of that life-support device or system or to affect the safety or effectiveness of that device or system. Life support devices or systems are intended to be implanted in the human body or to support and/or maintain and sustain and/or protect human life.
If they fail, it is reasonable to assume that the health of the user or other persons may be endangered.

Revision History

| Version | Date | Changes |
|---------|------|---------|
| | | |
| | | |
| | | |
| | | |

X-ON Electronics

Largest Supplier of Electrical and Electronic Components

Click to view similar products for [MOSFET](#) category:

Click to view products by [Infineon](#) manufacturer:

Other Similar products are found below :

[614233C](#) [648584F](#) [IRFD120](#) [JANTX2N5237](#) [FCA20N60_F109](#) [FDZ595PZ](#) [2SK2545\(Q,T\)](#) [405094E](#) [423220D](#) [TPCC8103,L1Q\(CM](#)
[MIC4420CM-TR](#) [VN1206L](#) [614234A](#) [715780A](#) [NTNS3166NZT5G](#) [SSM6J414TU,LF\(T](#) [751625C](#) [BUK954R8-60E](#) [GROUP A 5962-](#)
[8877003PA](#) [NTE6400](#) [SQJ402EP-T1-GE3](#) [2SK2614\(TE16L1,Q\)](#) [2N7002KW-FAI](#) [DMN1017UCP3-7](#) [EFC2J004NUZTDG](#) [ECH8691-TL-W](#)
[FCAB21350L1](#) [P85W28HP2F-7071](#) [DMN1053UCP4-7](#) [NTE221](#) [NTE222](#) [NTE2384](#) [NTE2903](#) [NTE2941](#) [NTE2945](#) [NTE2946](#) [NTE2960](#)
[NTE2967](#) [NTE2969](#) [NTE2976](#) [NTE6400A](#) [NTE2910](#) [NTE2916](#) [NTE2956](#) [NTE2911](#) [DMN2080UCB4-7](#) [TK10A80W,S4X\(S](#)
[SSM6P69NU,LF](#) [DMP22D4UFO-7B](#) [DMN1006UCA6-7](#)