

**SiC**

Silicon Carbide Diode

**thinQ!™ SiC Schottky Diode**

1200V SiC Schottky Diode  
IDW10S120

**Final Datasheet**

Rev. 2.0,<2012-03-23>

**Power Management & Multimarket**

## thinQ!™ SiC Schottky Diode

### 1 Description

The 1200V family of Infineon SiC Schottky diodes has emerged over the years as the industry standard and is now being extended with the IDWxxS120 product family in the TO247 package.

The very good thermal characteristics of the TO247 in combination with the low  $V_f$  of the 1200V diodes make it particularly suitable in power applications where relatively high currents are demanded and utmost efficiency is required. With the introduction of this package, Infineon now offers a current capability of up to 30A in the 1200V range.

#### Features

- Revolutionary semiconductor material - Silicon Carbide
- Benchmark switching behavior
- No reverse recovery/ No forward recovery
- Temperature independent switching behavior
- High surge current capability
- Pb-free lead plating; RoHS compliant
- Qualified according to JEDEC<sup>1)</sup> for target applications
- Optimized for high temperature operation

#### Benefits

- System efficiency improvement over Si diodes
- System cost / size savings due to reduced cooling requirements
- Enabling higher frequency / increased power density solutions
- Higher system reliability due to lower operating temperatures
- Reduced EMI

#### Applications

- SMPS; CCM PFC
- Solar applications; UPS; Motor Drives

**Table 1 Key Performance Parameters**

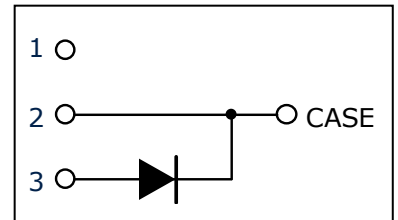

Parameter	Value	Unit
$V_{DC}$	1200	V
$Q_C @ V_R=400V$	36	nC
$I_F @ T_c < 140^\circ C$	10	A

**Table 2 Pin Definition**

Pin 1	Pin 2	Pin 3
n.c.	C	A

Type / ordering Code	Package	Marking	Related links
IDW10S120	PG-TO247-3	D10S120	<a href="http://www.infineon.com/sic">www.infineon.com/sic</a>

### IDW10S120



1) J-STD20 and JESD22

## Table of Contents

1	Description.....	2
2	Maximum ratings.....	4
3	Thermal characteristics.....	4
4	Electrical characteristics.....	5
5	Electrical characteristics diagrams.....	6
6	Package outlines.....	8
7	Revision History.....	9

## 2 Maximum ratings

**Table 3 Maximum ratings**

Parameter	Symbol	Values			Unit	Note/Test Condition
		Min.	Typ.	Max.		
Continuous forward current	$I_F$	–	–	10	A	$T_C < 140^\circ\text{C}$ , $D=1$
Surge non-repetitive forward current, sine halfwave	$I_{F,SM}$	–	–	53		$T_C = 25^\circ\text{C}$ , $t_p=10\text{ ms}$
		–	–	44		$T_C = 150^\circ\text{C}$ , $t_p=10\text{ ms}$
Non-repetitive peak forward current	$I_{F,max}$	–	–	266		$T_C = 25^\circ\text{C}$ , $t_p=10\text{ }\mu\text{s}$
i <sup>2</sup> t value	$\int i^2 dt$	–	–	14	A <sup>2</sup> s	$T_C = 25^\circ\text{C}$ , $t_p=10\text{ ms}$
		–	–	10		$T_C = 150^\circ\text{C}$ , $t_p=10\text{ ms}$
Repetitive peak reverse voltage	$V_{RRM}$	–	–	1200	V	
Diode dv/dt ruggedness	$dv/dt$	–	–	50	V/ns	$V_R=0..480\text{ V}$
Power dissipation	$P_{tot}$	–	–	115	W	$T_C = 25^\circ\text{C}$
Operating and storage temperature	$T_j; T_{stg}$	-55	–	175	°C	
Mounting torque		–	–	60	Ncm	M3 and M3.5 screws

## 3 Thermal characteristics

**Table 4 Thermal characteristics TO-247-3**

Parameter	Symbol	Values			Unit	Note/Test Condition
		Min.	Typ.	Max.		
Thermal resistance, junction-case	$R_{thJC}$	–	–	1.30	K/W	
Thermal resistance, junction-ambient	$R_{thJA}$	–	–	62		leaded
Soldering temperature, wavesoldering only allowed at leads	$T_{sold}$	–	–	260	°C	1.6mm (0.063 in.) from case for 10 s

## 4 Electrical characteristics

**Table 5 Static characteristics**

Parameter	Symbol	Values			Unit	Note/Test Condition
		Min.	Typ.	Max.		
DC blocking voltage	$V_{DC}$	1200	–	–	V	$I_R = 0.24 \text{ mA}, T_j = 25^\circ\text{C}$
Diode forward voltage	$V_F$	–	1.5	1.8		$I_F = 10 \text{ A}, T_j = 25^\circ\text{C}$
		–	2.4	–		$I_F = 10 \text{ A}, T_j = 150^\circ\text{C}$
Reverse current	$I_R$	–	5	240	$\mu\text{A}$	$V_R = 1200 \text{ V}, T_j = 25^\circ\text{C}$
		–	20	500		$V_R = 1200 \text{ V}, T_j = 150^\circ\text{C}$

**Table 6 AC characteristics**

Parameter	Symbol	Values			Unit	Note/Test Condition
		Min.	Typ.	Max.		
Total capacitive charge	$Q_c$	–	36	–	nC	$V_R = 400 \text{ V}, di/dt = 200 \text{ A}/\mu\text{s}, I_F \leq I_{F,MAX}, T_j = 150^\circ\text{C}.$
			55	–		$V_R = 1000 \text{ V}, di/dt = 200 \text{ A}/\mu\text{s}, I_F \leq I_{F,MAX}, T_j = 150^\circ\text{C}.$
Total Capacitance	C	–	580	–	pF	$V_R = 1 \text{ V}, f = 1 \text{ MHz}$
		–	50	–		$V_R = 300 \text{ V}, f = 1 \text{ MHz}$
		–	40	–		$V_R = 600 \text{ V}, f = 1 \text{ MHz}$

## 5 Electrical characteristics diagrams

Table 7

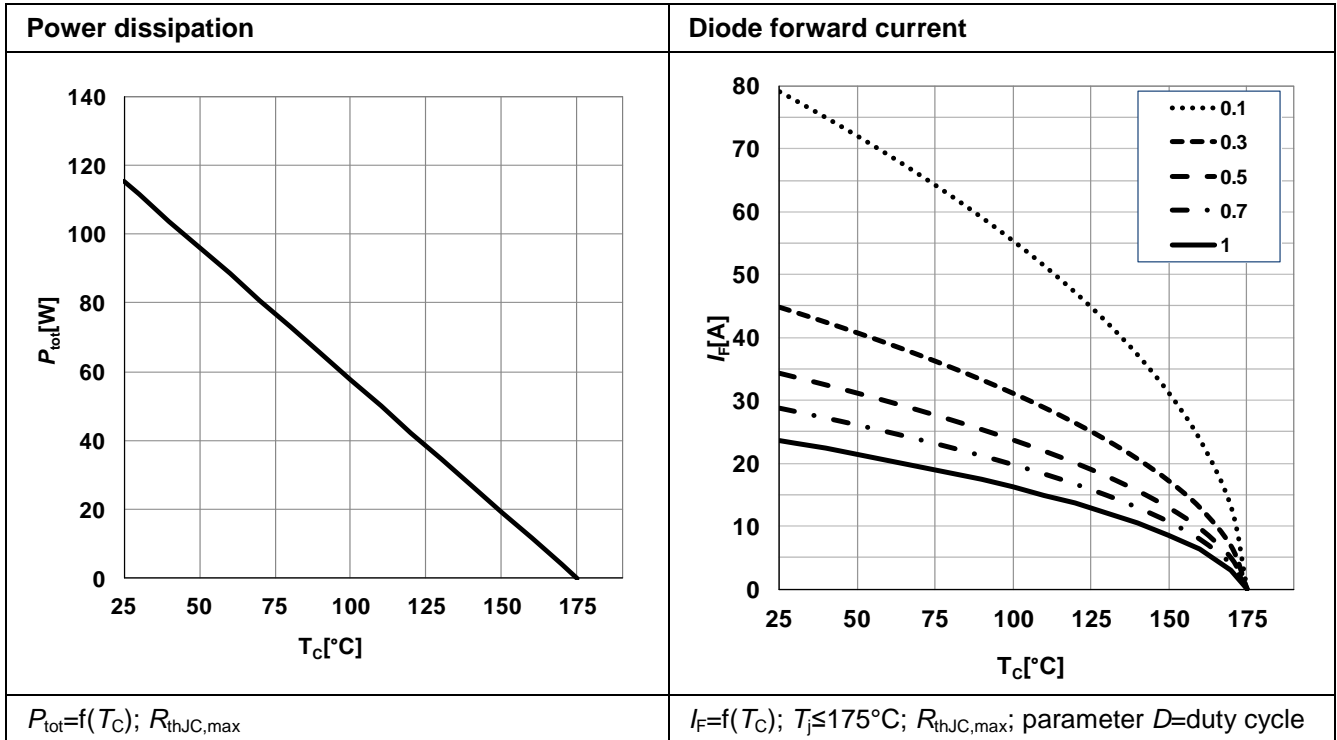


Table 8

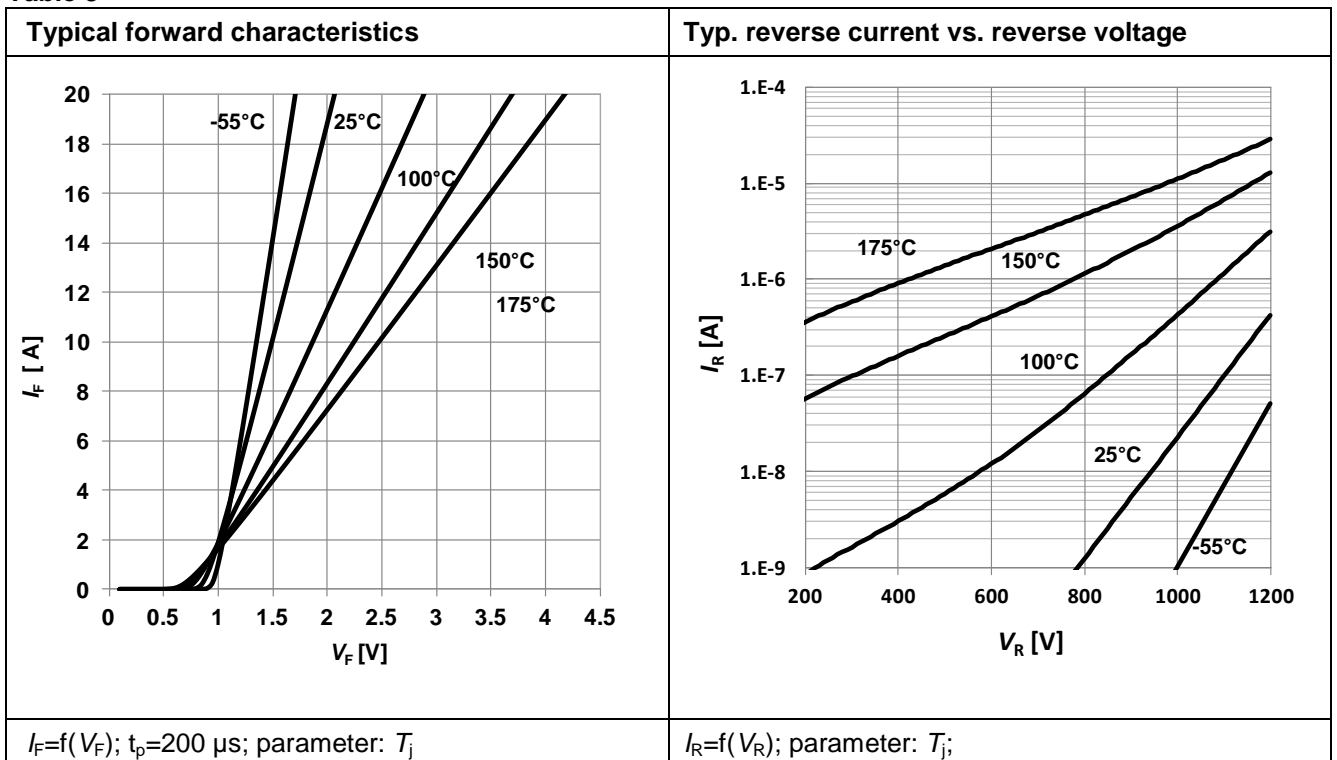
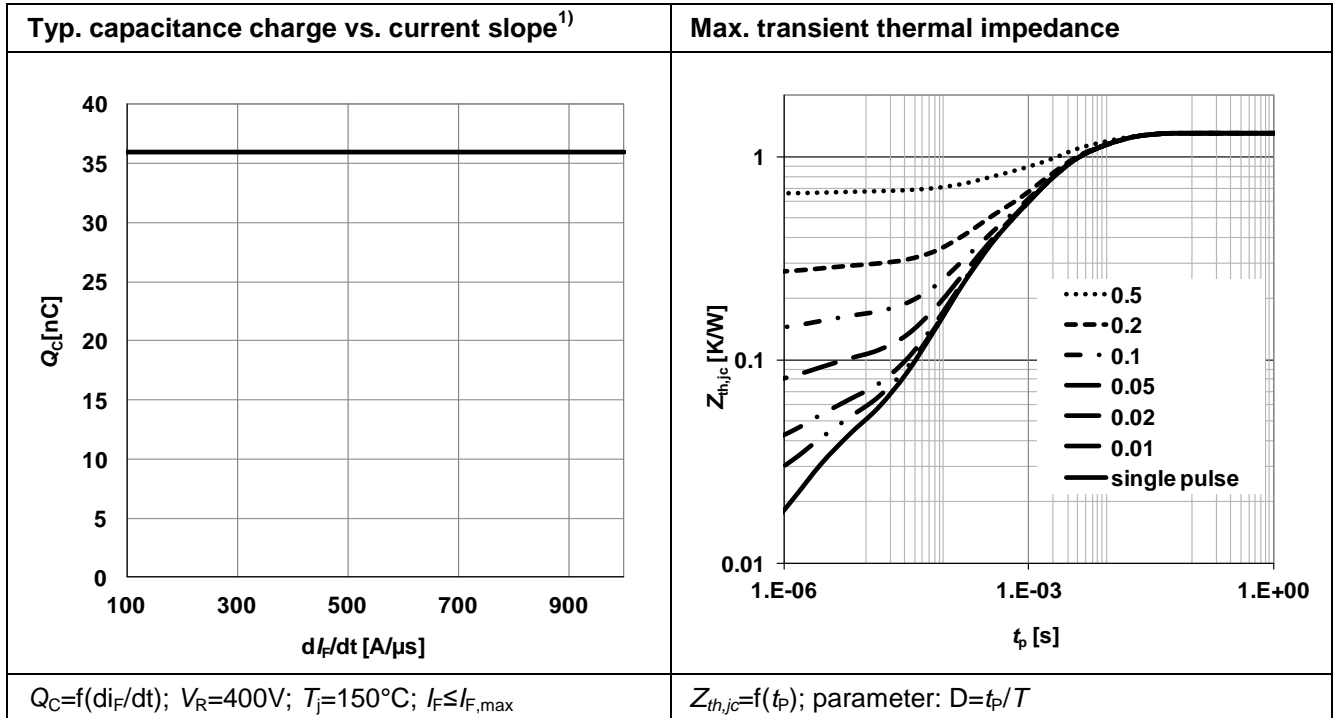
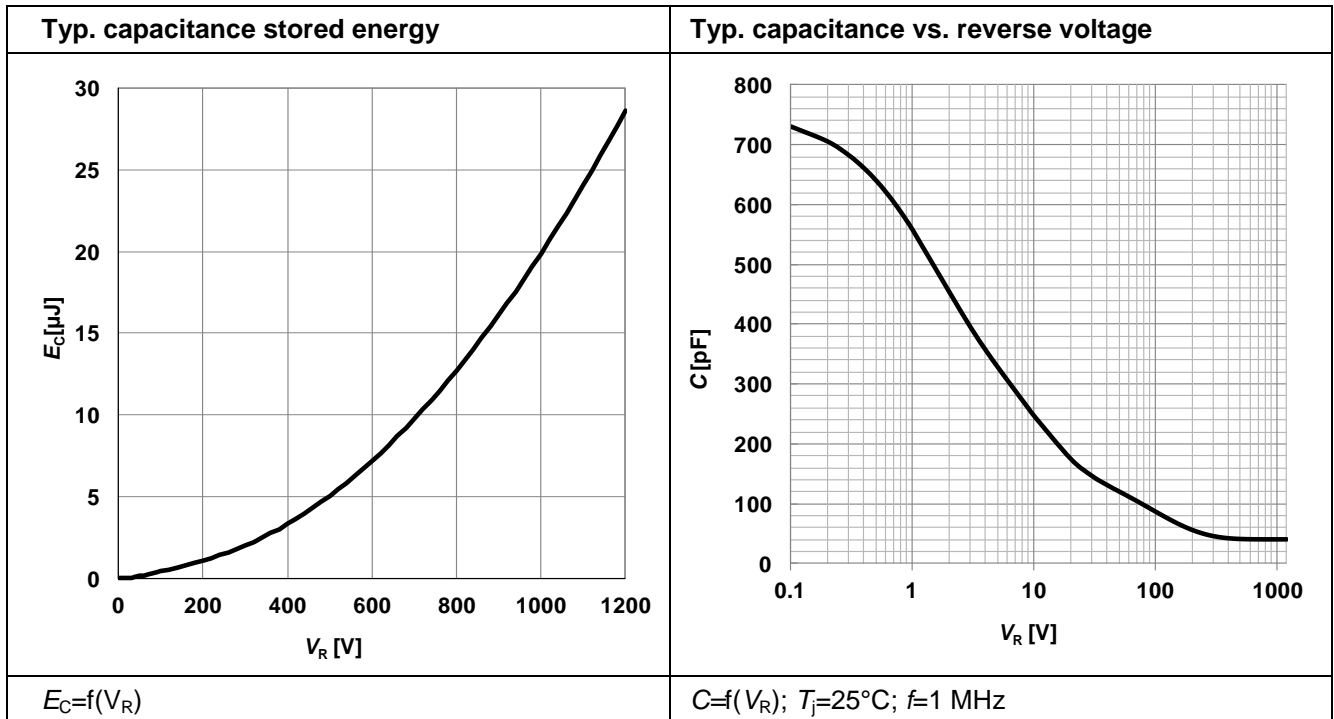


Table 9



1) Only capacitive charge, guaranteed by design.

Table 10



## 6 Package outlines

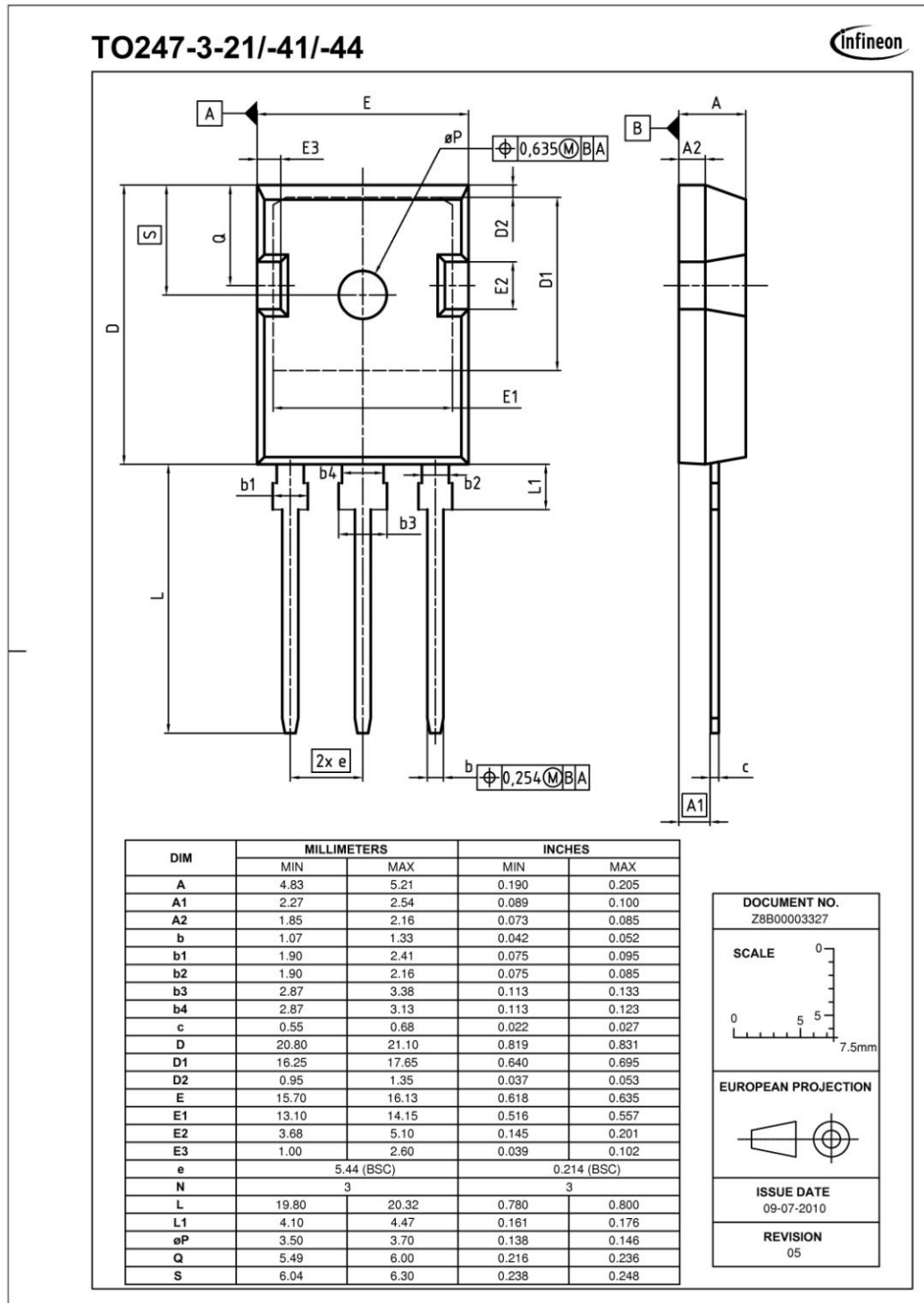


Figure 1 Outlines TO-247, dimensions in mm/inches



## 7 Revision History

thinQ!™ SiC Schottky Diode

Revision History: 2012-03-23, Rev. 2.0

Previous Revision:

Revision	Subjects (major changes since last version)

### We Listen to Your Comments

Any information within this document that you feel is wrong, unclear or missing at all?  
Your feedback will help us to continuously improve the quality of this document.

Please send your proposal (including a reference to this document) to: [erratum@infineon.com](mailto:erratum@infineon.com)

Edition 2012-03-23

Published by

Infineon Technologies AG

81726 Munich, Germany

© 2012 Infineon Technologies AG

All Rights Reserved.



### Legal Disclaimer

The information given in this document shall in no event be regarded as a guarantee of conditions or characteristics. With respect to any examples or hints given herein, any typical values stated herein and/or any information regarding the application of the device, Infineon Technologies hereby disclaims any and all warranties and liabilities of any kind, including without limitation, warranties of non-infringement of intellectual property rights of any third party.

### Information

For further information on technology, delivery terms and conditions and prices, please contact the nearest Infineon Technologies Office ([www.infineon.com](http://www.infineon.com)).

### Warnings

Due to technical requirements, components may contain dangerous substances. For information on the types in question, please contact the nearest Infineon Technologies Office.

The Infineon Technologies component described in this Data Sheet may be used in life-support devices or systems and/or automotive, aviation and aerospace applications or systems only with the express written approval of Infineon Technologies, if a failure of such components can reasonably be expected to cause the failure of that life-support, automotive, aviation and aerospace device or system or to affect the safety or effectiveness of that device or system. Life support devices or systems are intended to be implanted in the human body or to support and/or maintain and sustain and/or protect human life. If they fail, it is reasonable to assume that the health of the user or other persons may be endangered.

[www.infineon.com](http://www.infineon.com)

Published by Infineon Technologies AG

## X-ON Electronics

Largest Supplier of Electrical and Electronic Components

*Click to view similar products for* [Diodes - General Purpose, Power, Switching category:](#)

*Click to view products by* [Infineon manufacturer:](#)

Other Similar products are found below :

[RD0306T-H](#) [BAQ33-GS18](#) [BAV17-TR](#) [BAV19-TR](#) [NTE156A](#) [NTE525](#) [NTE571](#) [NTE574](#) [NTE5804](#) [NTE5806](#) [NTE6244](#) [1SS181-TP](#)  
[1SS193,LF](#) [1SS400CST2RA](#) [SDAA13](#) [SHN2D02FUTW1T1G](#) [LS4151GS08](#) [1N4449](#) [1N456A](#) [1N4934-E3/73](#) [1N914B](#) [1N914BTR](#)  
[RFUH20TB3S](#) [BAS 28 E6327](#) [BAV199-TP](#) [BAW56DWQ-7-F](#) [BAW75-TAP](#) [MM230L-CAA](#) [IDW40E65D1](#) [LL4151-GS18](#) [053684A](#)  
[SMMSD4148T3G](#) [707803H](#) [SP000010217](#) [ACDSW4448-HF](#) [CDSZC01100-HF](#) [BAV199E6433HTMA1](#) [BAV70M3T5G](#) [SMBT2001T1G](#)  
[NTE5801](#) [NTE5800](#) [NTE5808](#) [NTE6240](#) [NTE6248](#) [DLM10C-AT1](#) [BAS28-7](#) [BAW56HDW-13](#) [BAS28 TR](#) [VS-HFA04SD60STR-M3](#)  
[NSVM1MA152WKT1G](#)