

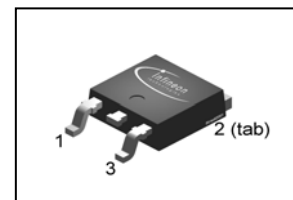
**OptiMOS<sup>®</sup> -T2 Power-Transistor**

**Features**

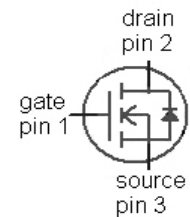
- N-channel - Enhancement mode
- Automotive AEC Q101 qualified
- MSL1 up to 260°C peak reflow
- 175°C operating temperature
- Green product (RoHS compliant)
- Ultra low Rds(on)
- 100% Avalanche tested

**Product Summary**

$V_{DS}$	30	V
$R_{DS(on),max}$	4.3	mΩ
$I_D$	70	A

**PG-TO252-3-11**


Type	Package	Marking
IPD70N03S4L-04	PG-TO252-3-11	4N03L04


**Maximum ratings, at  $T_j=25\text{ °C}$ , unless otherwise specified**

Parameter	Symbol	Conditions	Value	Unit
Continuous drain current <sup>1)</sup>	$I_D$	$T_C=25\text{ °C}$ , $V_{GS}=10\text{ V}$	70	A
		$T_C=100\text{ °C}$ , $V_{GS}=10\text{ V}^{2)}$	70	
Pulsed drain current <sup>2)</sup>	$I_{D,pulse}$	$T_C=25\text{ °C}$	280	
Avalanche energy, single pulse	$E_{AS}$	$I_D=70\text{ A}$	57	mJ
Avalanche current, single pulse	$I_{AS}$	$T_C=25\text{ °C}$	70	A
Gate source voltage	$V_{GS}$		±16	V
Power dissipation	$P_{tot}$	$T_C=25\text{ °C}$	68	W
Operating and storage temperature	$T_j, T_{stg}$		-55 ... +175	°C
IEC climatic category; DIN IEC 68-1			55/175/56	

Parameter	Symbol	Conditions	Values			Unit
			min.	typ.	max.	
<b>Thermal characteristics<sup>2)</sup></b>						
Thermal resistance, junction - case	$R_{thJC}$		-	-	2.2	K/W
SMD version, device on PCB	$R_{thJA}$	minimal footprint	-	-	62	
		6 cm <sup>2</sup> cooling area <sup>3)</sup>	-	-	40	

**Electrical characteristics, at  $T_j=25\text{ °C}$ , unless otherwise specified**

**Static characteristics**

Drain-source breakdown voltage	$V_{(BR)DSS}$	$V_{GS}=0\text{ V}, I_D=1\text{ mA}$	30	-	-	V
Gate threshold voltage	$V_{GS(th)}$	$V_{DS}=V_{GS}, I_D=30\text{ }\mu\text{A}$	1.0	1.5	2.2	
Zero gate voltage drain current	$I_{DSS}$	$V_{DS}=30\text{ V}, V_{GS}=0\text{ V}, T_j=25\text{ °C}$	-	0.01	1	$\mu\text{A}$
		$V_{DS}=30\text{ V}, V_{GS}=0\text{ V}, T_j=125\text{ °C}^{2)}$	-	10	1000	
		$V_{DS}=18\text{ V}, V_{GS}=0\text{ V}, T_j=85\text{ °C}^{2)}$	-	5	60	
Gate-source leakage current	$I_{GSS}$	$V_{GS}=16\text{ V}, V_{DS}=0\text{ V}$	-	1	100	nA
Drain-source on-state resistance	$R_{DS(on)}$	$V_{GS}=4.5\text{ V}, I_D=35\text{ A}$	-	4.9	6.5	m $\Omega$
		$V_{GS}=10\text{ V}, I_D=70\text{ A}$	-	3.6	4.3	

Parameter	Symbol	Conditions	Values			Unit
			min.	typ.	max.	

**Dynamic characteristics<sup>2)</sup>**

Input capacitance	$C_{iss}$	$V_{GS}=0\text{ V}, V_{DS}=25\text{ V},$ $f=1\text{ MHz}$	-	2500	3300	pF
Output capacitance	$C_{oss}$		-	640	830	
Reverse transfer capacitance	$C_{rss}$		-	35	70	
Turn-on delay time	$t_{d(on)}$	$V_{DD}=15\text{ V}, V_{GS}=10\text{ V},$ $I_D=70\text{ A}, R_G=3.5\ \Omega$	-	7	-	ns
Rise time	$t_r$		-	5	-	
Turn-off delay time	$t_{d(off)}$		-	27	-	
Fall time	$t_f$		-	5	-	

**Gate Charge Characteristics<sup>2)</sup>**

Gate to source charge	$Q_{gs}$	$V_{DD}=24\text{ V}, I_D=70\text{ A},$ $V_{GS}=0\text{ to }10\text{ V}$	-	8	10	nC
Gate to drain charge	$Q_{gd}$		-	5	10	
Gate charge total	$Q_g$		-	37	48	
Gate plateau voltage	$V_{plateau}$		-	3.2	-	V

**Reverse Diode**

Diode continuous forward current <sup>2)</sup>	$I_S$	$T_C=25\text{ }^\circ\text{C}$	-	-	80	A
Diode pulse current <sup>2)</sup>	$I_{S,pulse}$		-	-	280	
Diode forward voltage	$V_{SD}$	$V_{GS}=0\text{ V}, I_F=70\text{ A},$ $T_J=25\text{ }^\circ\text{C}$	0.6	0.95	1.3	V
Reverse recovery time <sup>2)</sup>	$t_{rr}$	$V_R=15\text{ V}, I_F=I_S,$ $di_F/dt=100\text{ A}/\mu\text{s}$	-	40	-	ns
Reverse recovery charge <sup>2)</sup>	$Q_{rr}$		-	35	-	

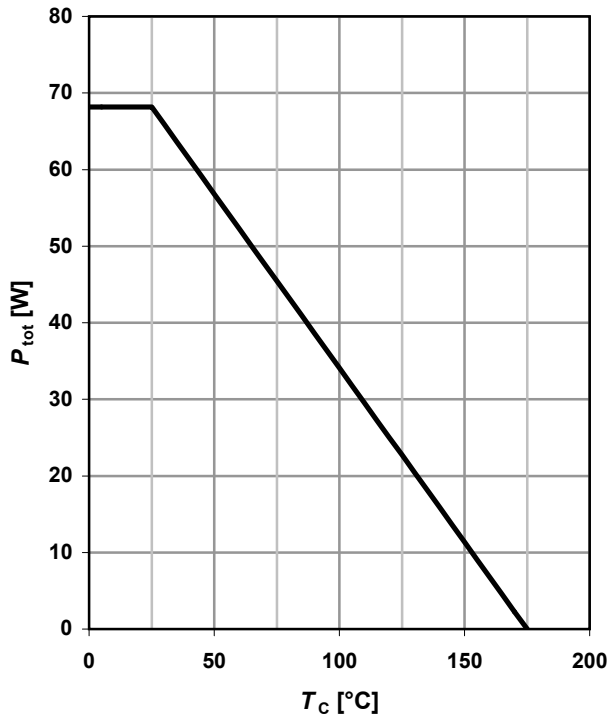
<sup>1)</sup> Current is limited by bondwire; with an  $R_{thJC} = 2.2\text{K/W}$  the chip is able to carry 100A at 25°C. For detailed information see Application Note ANPS071E at [www.infineon.com/optimos](http://www.infineon.com/optimos)

<sup>2)</sup> Defined by design. Not subject to production test.

<sup>3)</sup> Device on 40 mm x 40 mm x 1.5 mm epoxy PCB FR4 with 6 cm<sup>2</sup> (one layer, 70 μm thick) copper area for drain connection. PCB is vertical in still air.

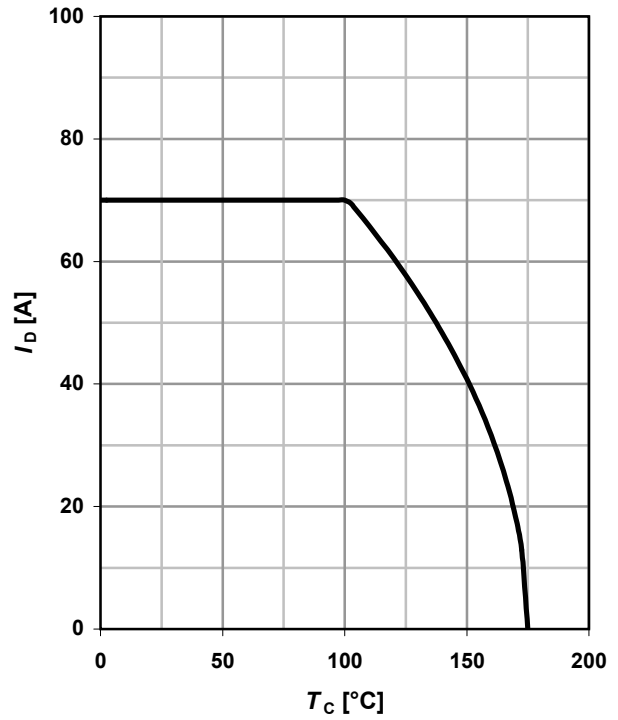
### 1 Power dissipation

$$P_{\text{tot}} = f(T_C); V_{\text{GS}} \geq 6 \text{ V}$$



### 2 Drain current

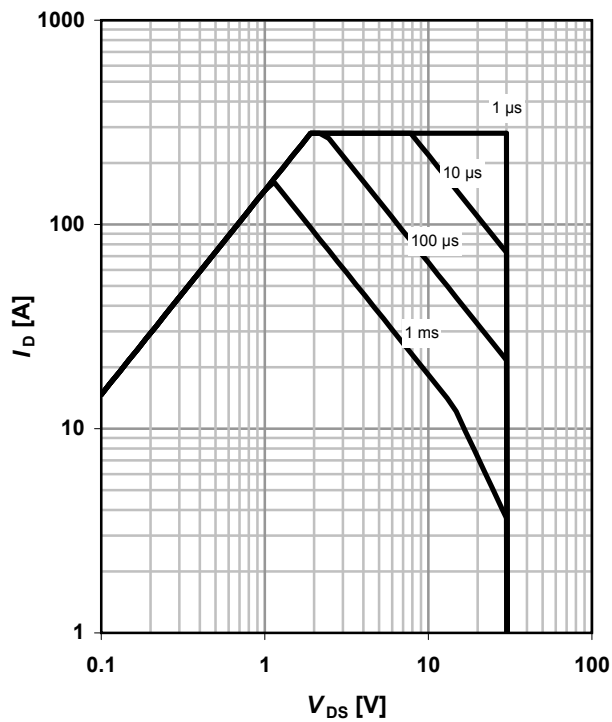
$$I_D = f(T_C); V_{\text{GS}} \geq 6 \text{ V}$$



### 3 Safe operating area

$$I_D = f(V_{\text{DS}}); T_C = 25 \text{ °C}; D = 0$$

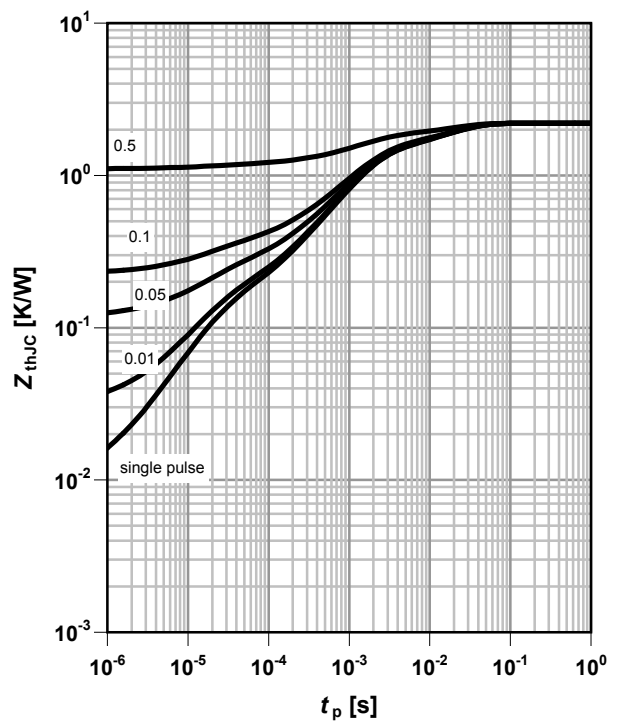
parameter:  $t_p$



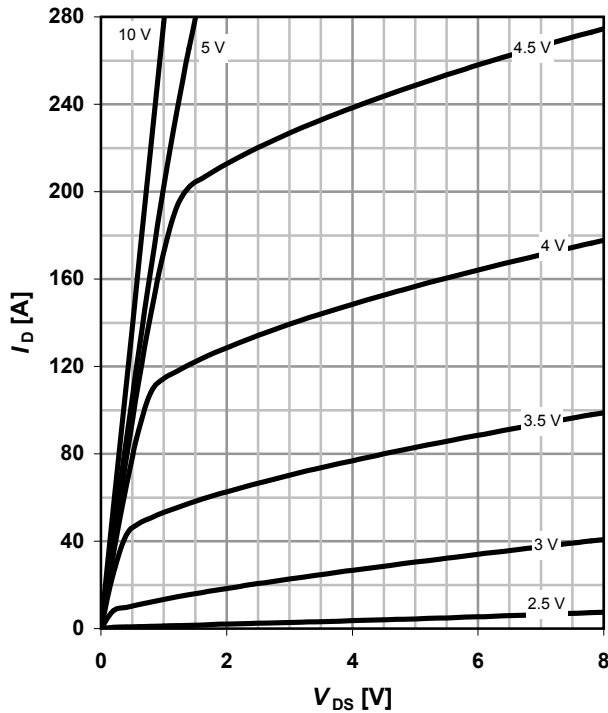
### 4 Max. transient thermal impedance

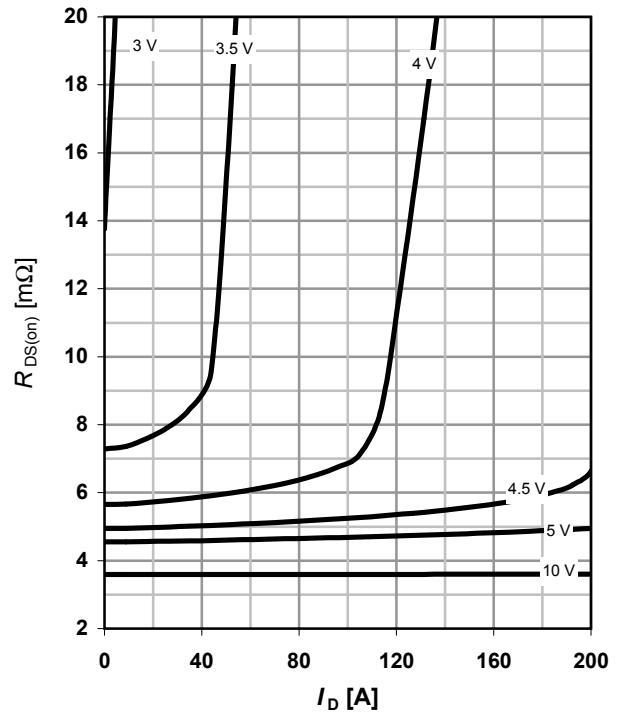
$$Z_{\text{thJC}} = f(t_p)$$

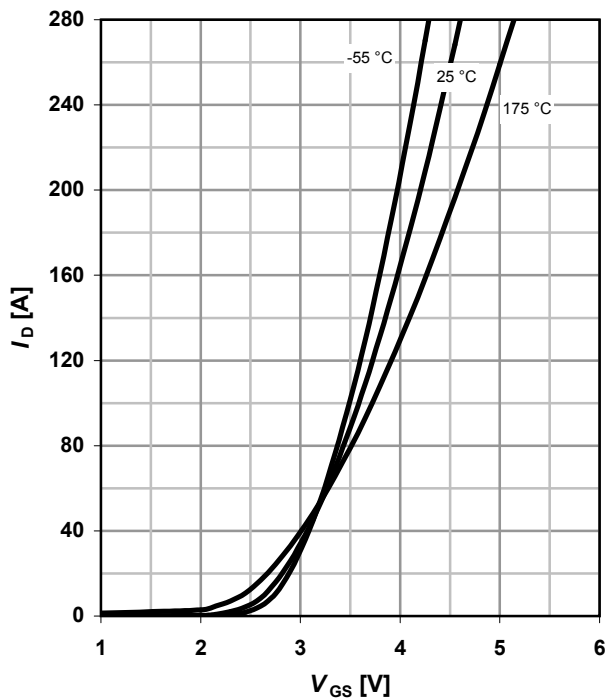
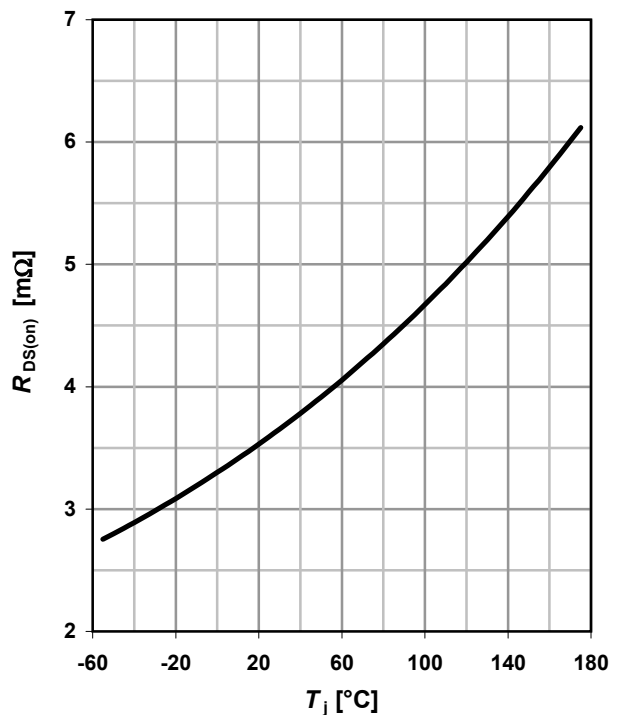
parameter:  $D = t_p/T$



**5 Typ. output characteristics**
 $I_D = f(V_{DS}); T_j = 25\text{ }^\circ\text{C}$ 

 parameter:  $V_{GS}$ 

**6 Typ. drain-source on-state resistance**
 $R_{DS(on)} = f(I_D); T_j = 25\text{ }^\circ\text{C}$ 

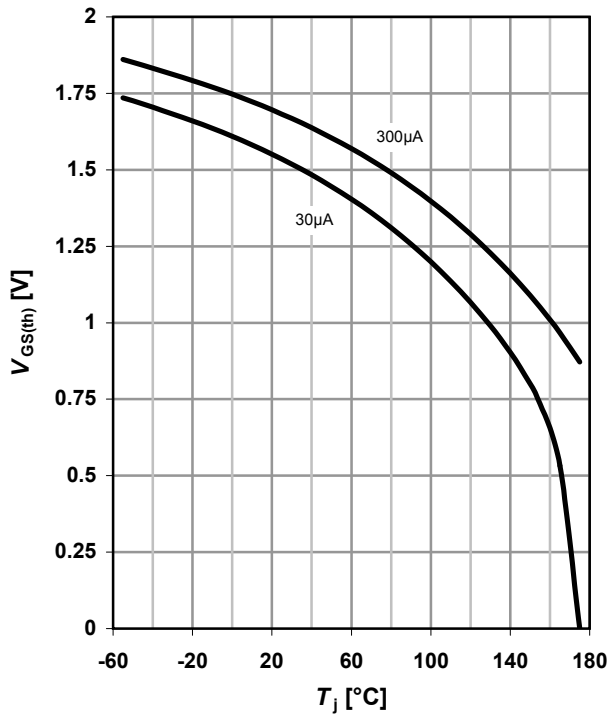
 parameter:  $V_{GS}$ 

**7 Typ. transfer characteristics**
 $I_D = f(V_{GS}); V_{DS} = 6\text{ V}$ 

 parameter:  $T_j$ 

**8 Typ. drain-source on-state resistance**
 $R_{DS(on)} = f(T_j); I_D = 70\text{ A}; V_{GS} = 10\text{ V}$ 


**9 Typ. gate threshold voltage**

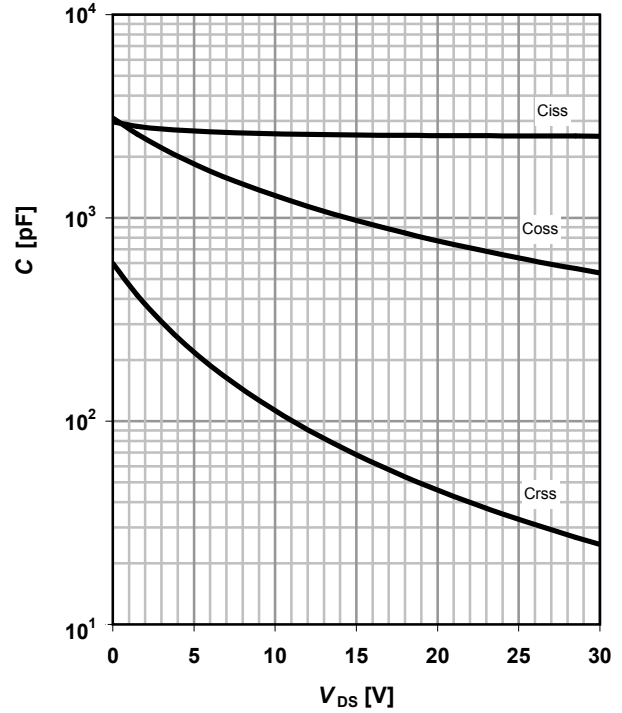
$V_{GS(th)} = f(T_j); V_{GS} = V_{DS}$

parameter:  $I_D$



**10 Typ. capacitances**

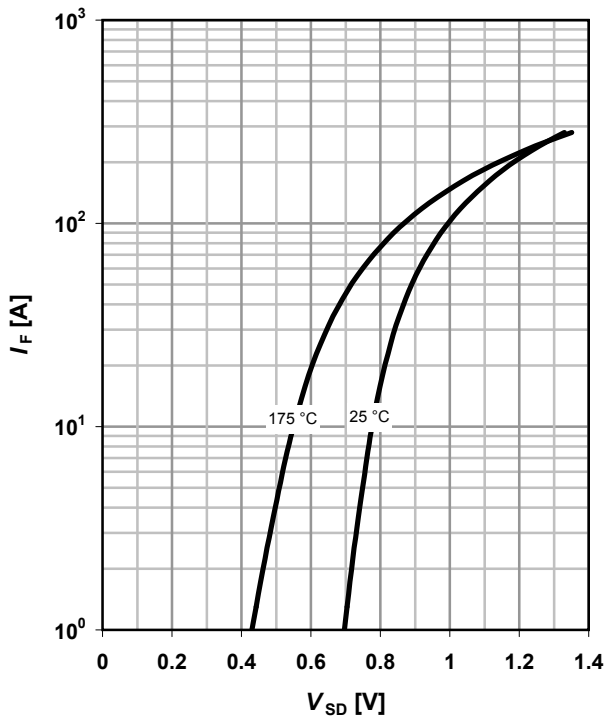
$C = f(V_{DS}); V_{GS} = 0 \text{ V}; f = 1 \text{ MHz}$



**11 Typical forward diode characteristics**

$I_F = f(V_{SD})$

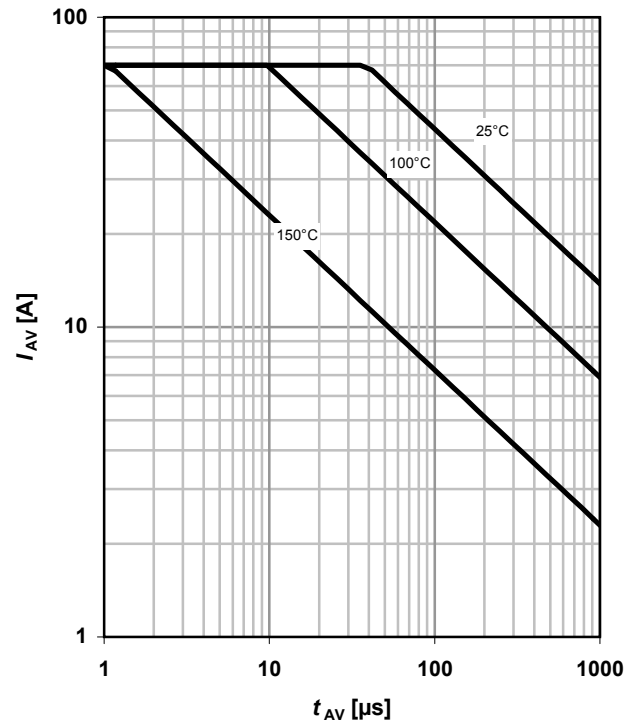
parameter:  $T_j$



**12 Typ. avalanche characteristics**

$I_{AS} = f(t_{AV})$

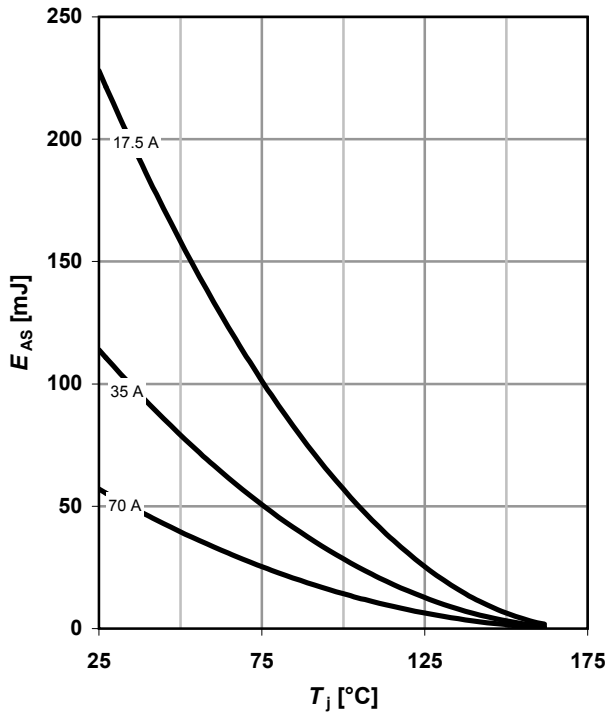
parameter:  $T_{j(start)}$



**13 Typical avalanche energy**

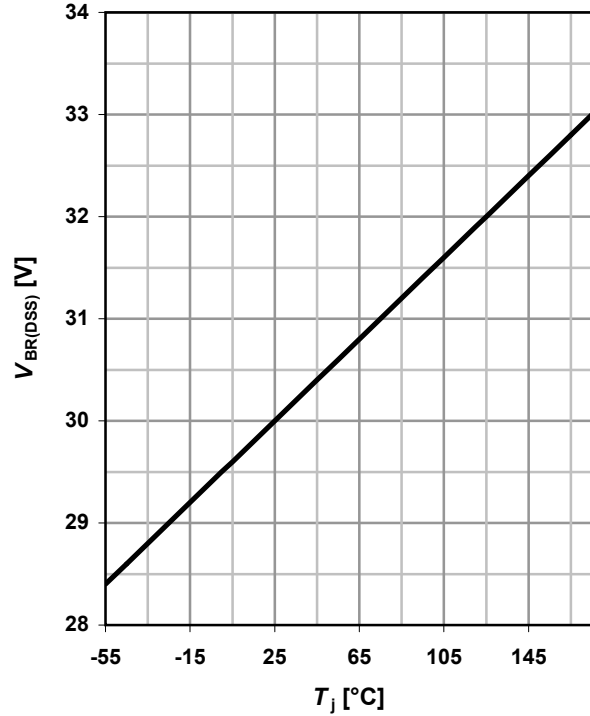
$E_{AS} = f(T_j)$

parameter:  $I_D$



**14 Typ. drain-source breakdown voltage**

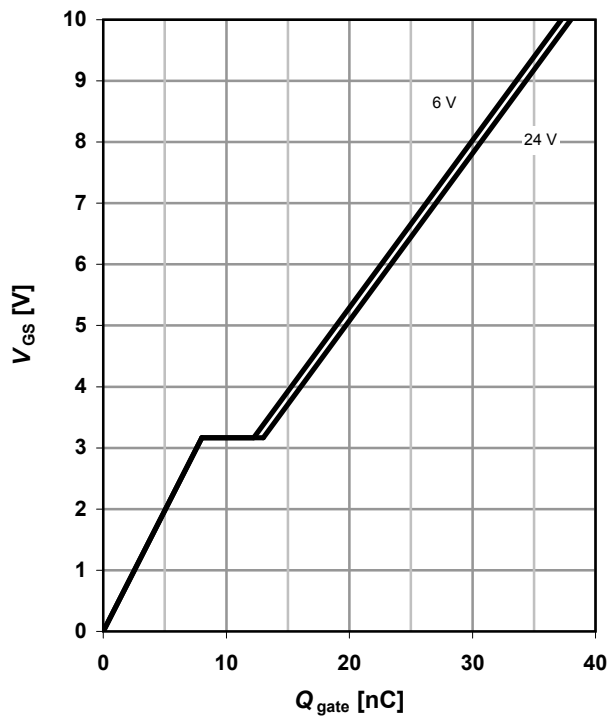
$V_{BR(DSS)} = f(T_j); I_D = 1 \text{ mA}$



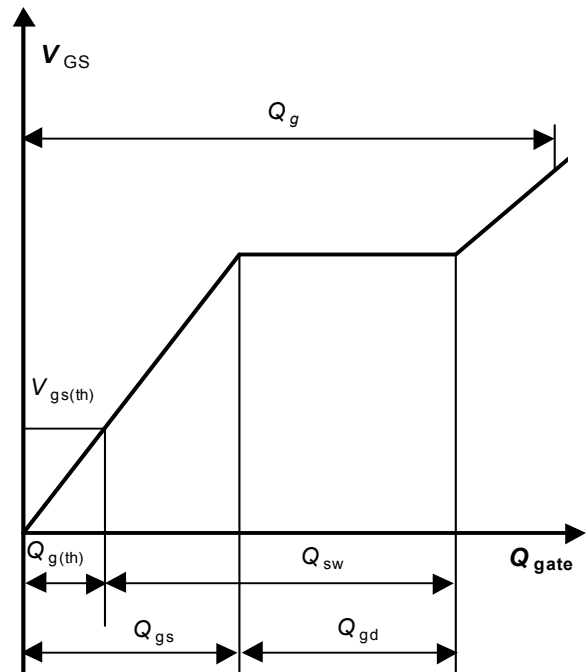
**15 Typ. gate charge**

$V_{GS} = f(Q_{gate}); I_D = 70 \text{ A pulsed}$

parameter:  $V_{DD}$



**16 Gate charge waveforms**



**Published by**  
**Infineon Technologies AG**  
**81726 Munich, Germany**

**© Infineon Technologies AG 2007**  
**All Rights Reserved.**

#### **Legal Disclaimer**

The information given in this document shall in no event be regarded as a guarantee of conditions or characteristics ("Beschaffenheitsgarantie"). With respect to any examples or hints given herein, any typical values stated herein and/or any information regarding the application of the device, Infineon Technologies hereby disclaims any and all warranties and liabilities of any kind, including without limitation warranties of non-infringement of intellectual property rights of any third party.

#### **Information**

For further information on technology, delivery terms and conditions and prices please contact your nearest Infineon Technologies Office ([www.infineon.com](http://www.infineon.com)).

#### **Warnings**

Due to technical requirements components may contain dangerous substances. For information on the types in question please contact your nearest Infineon Technologies Office. Infineon Technologies Components may only be used in life-support devices or systems with the express written approval of Infineon Technologies, if a failure of such components can reasonably be expected to cause the failure of that life-support device or system, or to affect the safety or effectiveness of that device or system. Life support devices or systems are intended to be implanted in the human body, or to support and/or maintain and sustain and/or protect human life. If they fail, it is reasonable to assume that the health of the user or other persons may be endangered.



## Revision History

Version	Date	Changes
Revision 2.1	17.06.2008	Update of Rdson max at Vgs=4.5V

## X-ON Electronics

Largest Supplier of Electrical and Electronic Components

*Click to view similar products for [MOSFET](#) category:*

*Click to view products by [Infineon](#) manufacturer:*

Other Similar products are found below :

[614233C](#) [648584F](#) [IRFD120](#) [JANTX2N5237](#) [FCA20N60\\_F109](#) [FDZ595PZ](#) [2SK2545\(Q,T\)](#) [405094E](#) [423220D](#) [TPCC8103,L1Q\(CM](#)  
[MIC4420CM-TR](#) [VN1206L](#) [614234A](#) [715780A](#) [NTNS3166NZT5G](#) [SSM6J414TU,LF\(T](#) [751625C](#) [BUK954R8-60E](#) [GROUP A 5962-](#)  
[8877003PA](#) [NTE6400](#) [SQJ402EP-T1-GE3](#) [2SK2614\(TE16L1,Q\)](#) [2N7002KW-FAI](#) [DMN1017UCP3-7](#) [EFC2J004NUZTDG](#) [ECH8691-TL-W](#)  
[FCAB21350L1](#) [P85W28HP2F-7071](#) [DMN1053UCP4-7](#) [NTE221](#) [NTE222](#) [NTE2384](#) [NTE2903](#) [NTE2941](#) [NTE2945](#) [NTE2946](#) [NTE2960](#)  
[NTE2967](#) [NTE2969](#) [NTE2976](#) [NTE6400A](#) [NTE2910](#) [NTE2916](#) [NTE2956](#) [NTE2911](#) [DMN2080UCB4-7](#) [TK10A80W,S4X\(S](#)  
[SSM6P54TU,LF](#) [SSM6P69NU,LF](#) [DMP22D4UFO-7B](#)