

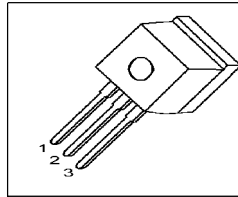
## SIPMOS® Power-Transistor Feature

- N-Channel
- Enhancement mode
- Logic Level
- 175°C operating temperature
- Avalanche rated
- dv/dt rated
- Green Package (lead free)

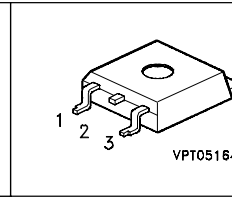
### Product Summary

$V_{DS}$	100	V
$R_{DS(on)}$	16	mΩ
$I_D$	70	A

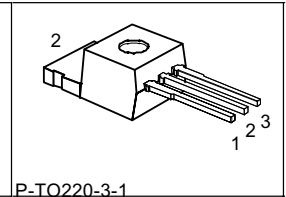
P-TO262-3-1



P-TO263-3-2

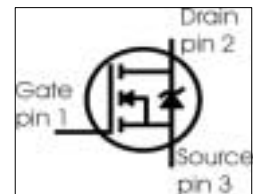


P-TO220-3-1



P-TO220-3-1

Type	Package	Ordering Code	Marking
IPP70N10SL-16	PG-TO220-3-1	SP0002-25708	N10L16
IPB70N10SL-16	PG-TO263-3-2	SP0002-25700	N10L16
IPI70N10SL-16	PG-TO262-3-1	SP000225705	N10L-16



### Maximum Ratings, at $T_j = 25\text{ °C}$ , unless otherwise specified

Parameter	Symbol	Value	Unit
Continuous drain current	$I_D$	70	A
$T_C=25\text{ °C}$		70	
$T_C=100\text{ °C}$		50	
Pulsed drain current	$I_{D\text{ puls}}$	280	
$T_C=25\text{ °C}$			
Avalanche energy, single pulse	$E_{AS}$	700	mJ
$I_D=70\text{ A}$ , $V_{DD}=25\text{ V}$ , $R_{GS}=25\text{ Ω}$			
Avalanche energy, periodic limited by $T_{imax}$	$E_{AR}$	25	
Reverse diode dv/dt	dv/dt	6	kV/μs
$I_S=70\text{ A}$ , $V_{DS}=0\text{ V}$ , $di/dt=200\text{ A/μs}$			
Gate source voltage	$V_{GS}$	±20	V
Power dissipation	$P_{tot}$	250	W
$T_C=25\text{ °C}$			
Operating and storage temperature	$T_j, T_{sta}$	-55... +175	°C
IEC climatic category; DIN IEC 68-1		55/175/56	

### Thermal Characteristics

Parameter	Symbol	Values			Unit
		min.	typ.	max.	
<b>Characteristics</b>					
Thermal resistance, junction - case	$R_{thJC}$	-	-	0.6	K/W
Thermal resistance, junction - ambient, leaded	$R_{thJA}$	-	-	62.5	
SMD version, device on PCB: @ min. footprint @ 6 cm <sup>2</sup> cooling area <sup>1)</sup>	$R_{thJA}$	-	-	62 40	

### Electrical Characteristics, at $T_j = 25\text{ }^\circ\text{C}$ , unless otherwise specified

Parameter	Symbol	Values			Unit
		min.	typ.	max.	
<b>Static Characteristics</b>					
Drain-source breakdown voltage $V_{GS}=0V, I_D=2mA$	$V_{(BR)DSS}$	100	-	-	V
Gate threshold voltage, $V_{GS} = V_{DS}$ $I_D = 2\text{ mA}$	$V_{GS(th)}$	1.2	1.6	2	
Zero gate voltage drain current $V_{DS}=100V, V_{GS}=0V, T_j=25^\circ\text{C}$ $V_{DS}=100V, V_{GS}=0V, T_j=150^\circ\text{C}$	$I_{DSS}$	-	0.1	1 100	$\mu\text{A}$
Gate-source leakage current $V_{GS}=20V, V_{DS}=0V$	$I_{GSS}$	-	10	100	
Drain-source on-state resistance $V_{GS}=4.5V, I_D=50A$	$R_{DS(on)}$	-	14	25	$\text{m}\Omega$
Drain-source on-state resistance $V_{GS}=10V, I_D=50A$	$R_{DS(on)}$	-	10	16	

<sup>1</sup>Device on 40mm\*40mm\*1.5mm epoxy PCB FR4 with 6cm<sup>2</sup> (one layer, 70  $\mu\text{m}$  thick) copper area for drain connection. PCB is vertical without blown air.

**Electrical Characteristics, at  $T_j = 25\text{ }^\circ\text{C}$ , unless otherwise specified**

Parameter	Symbol	Conditions	Values			Unit
			min.	typ.	max.	

**Dynamic Characteristics**

Transconductance	$g_{fs}$	$V_{DS} \geq 2 \cdot I_D \cdot R_{DS(on)max}$ , $I_D = 50\text{A}$	30	65	-	S
Input capacitance	$C_{iss}$	$V_{GS} = 0\text{V}$ , $V_{DS} = 25\text{V}$ , $f = 1\text{MHz}$	-	3630	4540	pF
Output capacitance	$C_{oss}$		-	640	800	
Reverse transfer capacitance	$C_{rss}$		-	345	430	
Turn-on delay time	$t_{d(on)}$	$V_{DD} = 50\text{V}$ , $V_{GS} = 4.5\text{V}$ , $I_D = 70\text{A}$ , $R_G = 1.3\Omega$	-	70	105	ns
Rise time	$t_r$		-	250	375	
Turn-off delay time	$t_{d(off)}$		-	250	375	
Fall time	$t_f$		-	95	145	

**Gate Charge Characteristics**

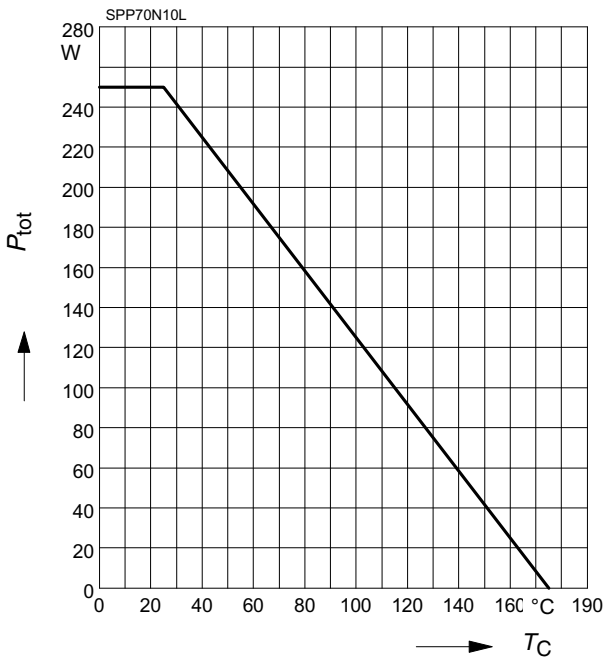
Gate to source charge	$Q_{gs}$	$V_{DD} = 80\text{V}$ , $I_D = 70\text{A}$	-	10	15	nC
Gate to drain charge	$Q_{gd}$		-	34	51	
Gate charge total	$Q_g$	$V_{DD} = 80\text{V}$ , $I_D = 70\text{A}$ , $V_{GS} = 0$ to $10\text{V}$	-	160	240	
Gate plateau voltage	$V_{(plateau)}$	$V_{DD} = 80\text{V}$ , $I_D = 70\text{A}$	-	3.22	-	V

**Reverse Diode**

Inverse diode continuous forward current	$I_S$	$T_C = 25\text{ }^\circ\text{C}$	-	-	70	A
Inv. diode direct current, pulsed	$I_{SM}$		-	-	280	
Inverse diode forward voltage	$V_{SD}$	$V_{GS} = 0\text{V}$ , $I_F = 140\text{A}$	-	1.2	1.8	V
Reverse recovery time	$t_{rr}$	$V_R = 50\text{V}$ , $I_F = I_S$ , $dI_F/dt = 100\text{A}/\mu\text{s}$	-	100	150	ns
Reverse recovery charge	$Q_{rr}$		-	600	900	nC

### 1 Power dissipation

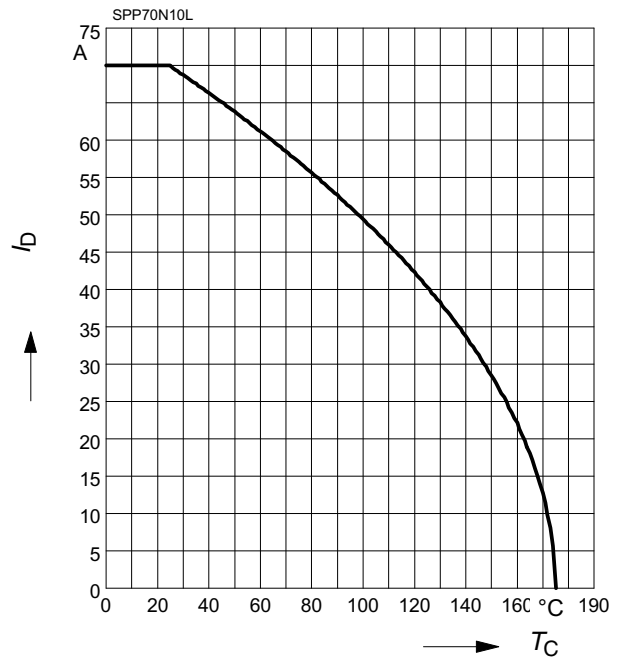
$$P_{tot} = f(T_C)$$



### 2 Drain current

$$I_D = f(T_C)$$

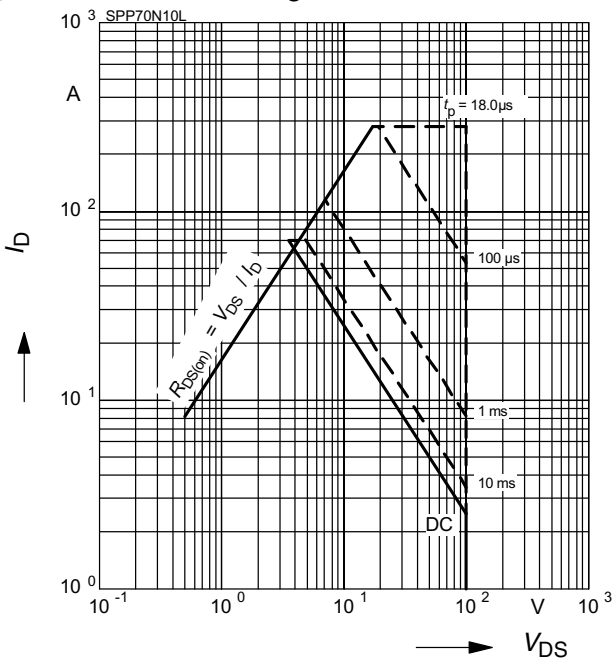
parameter:  $V_{GS} \geq 10 \text{ V}$



### 3 Safe operating area

$$I_D = f(V_{DS})$$

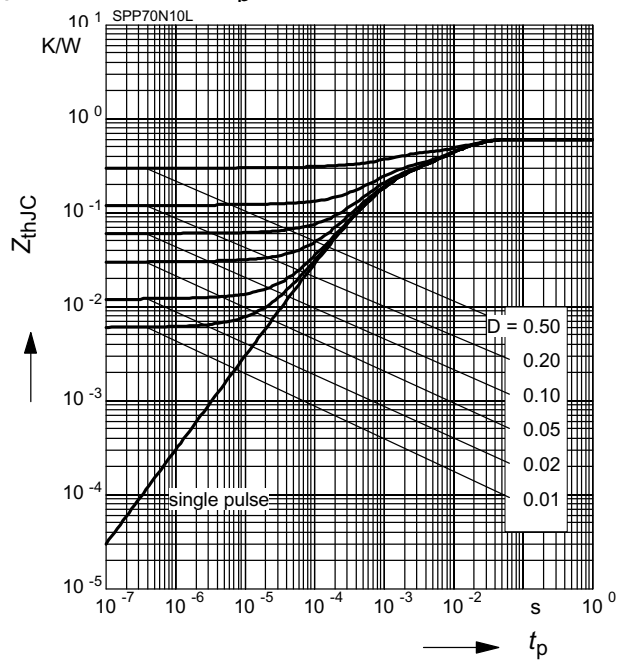
parameter :  $D = 0$  ,  $T_C = 25 \text{ }^\circ\text{C}$



### 4 Max. transient thermal impedance

$$Z_{thJC} = f(t_p)$$

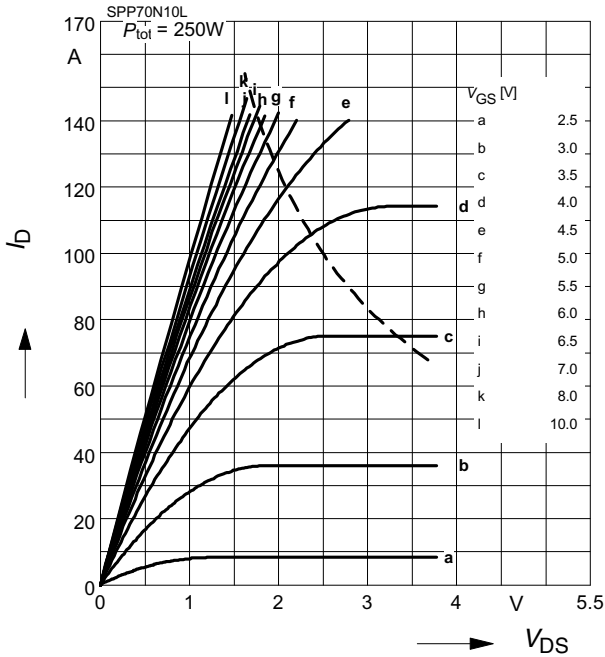
parameter :  $D = t_p/T$



**5 Typ. output characteristic**

$I_D = f(V_{DS}); T_j = 25^\circ\text{C}$

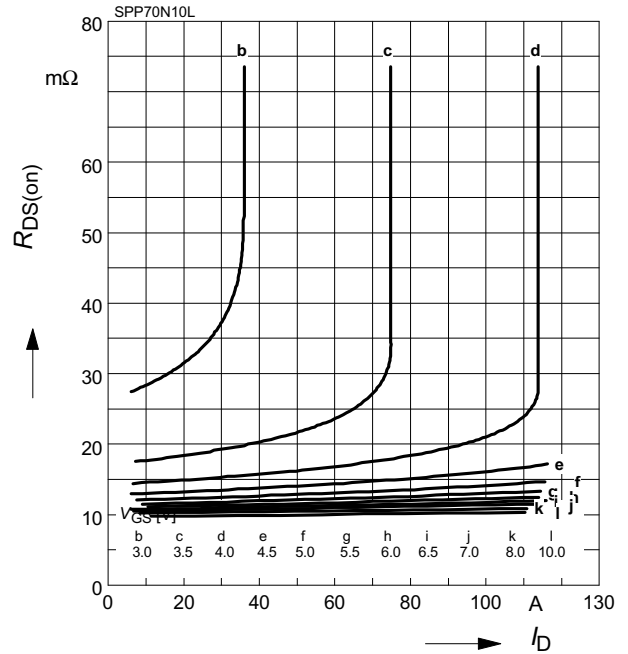
parameter:  $t_b = 80 \mu\text{s}$



**6 Typ. drain-source on resistance**

$R_{DS(on)} = f(I_D)$

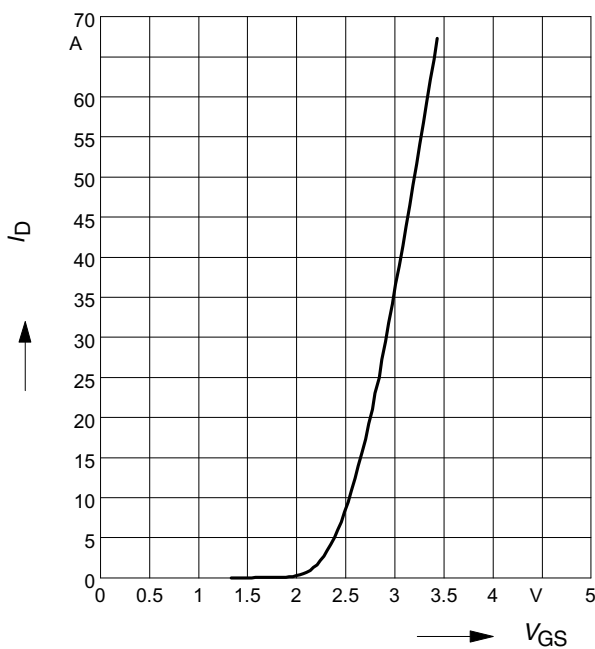
parameter:  $V_{GS}$



**7 Typ. transfer characteristics**

$I_D = f(V_{GS}); V_{DS} \geq 2 \times I_D \times R_{DS(on)max}$

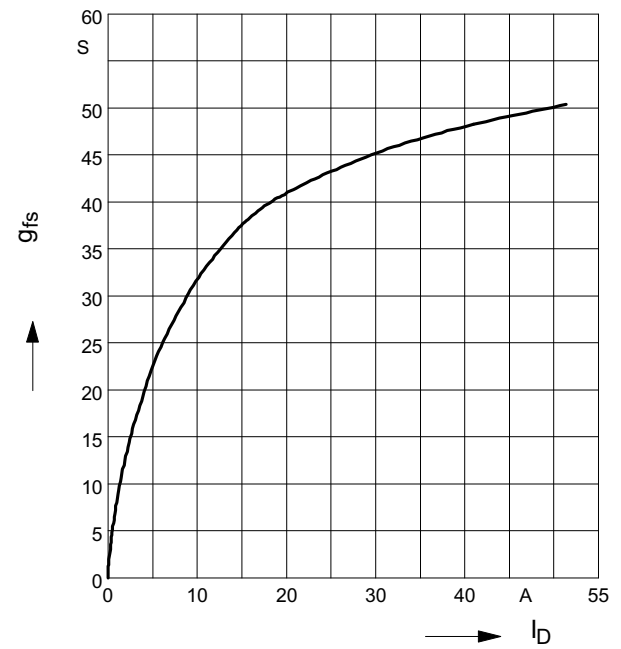
parameter:  $t_b = 80 \mu\text{s}$



**8 Typ. forward transconductance**

$g_{fs} = f(I_D); T_j = 25^\circ\text{C}$

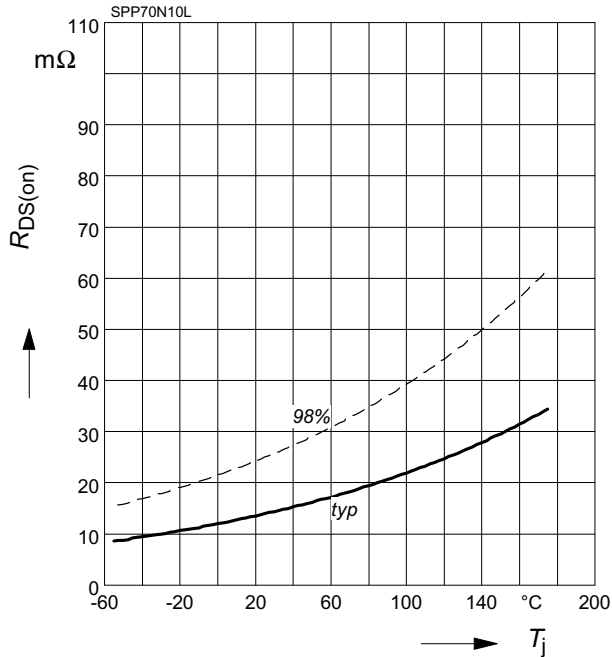
parameter:  $g_{fs}$



### 9 Drain-source on-state resistance

$$R_{DS(on)} = f(T_j)$$

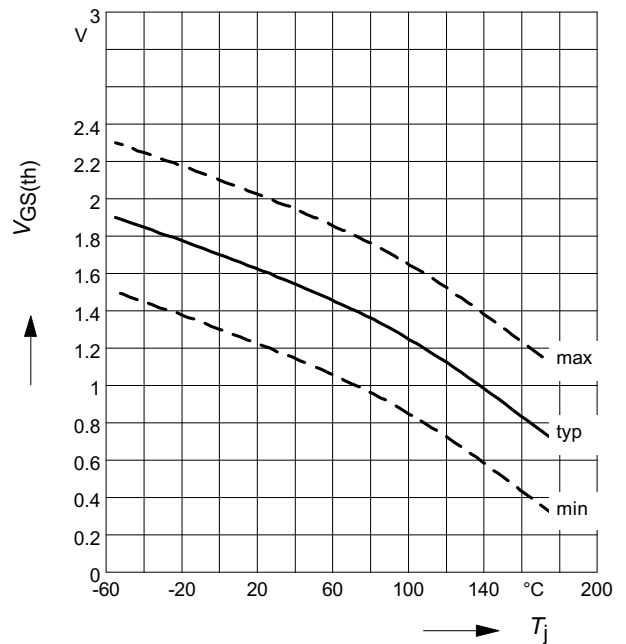
parameter:  $I_D = 50\text{ A}$ ,  $V_{GS} = 4.5\text{ V}$



### 10 Typ. gate threshold voltage

$$V_{GS(th)} = f(T_j)$$

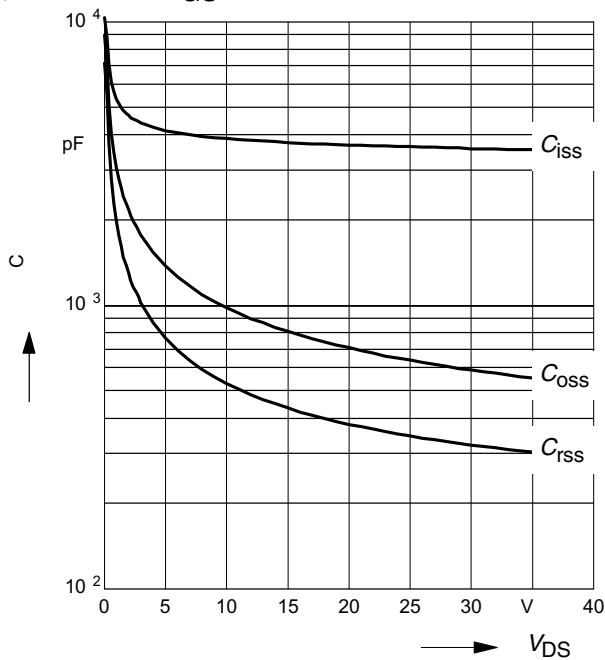
parameter:  $V_{GS} = V_{DS}$ ,  $I_D = 2\text{ mA}$



### 11 Typ. capacitances

$$C = f(V_{DS})$$

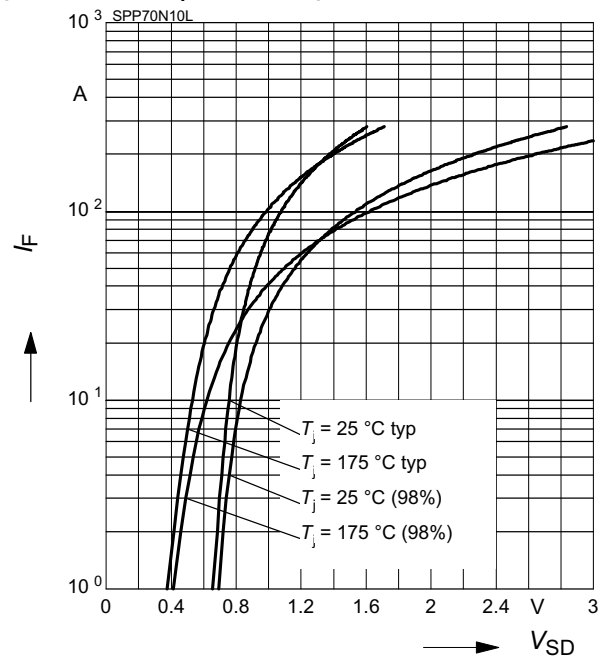
parameter:  $V_{GS} = 0\text{ V}$ ,  $f = 1\text{ MHz}$



### 12 Forward character. of reverse diode

$$I_F = f(V_{SD})$$

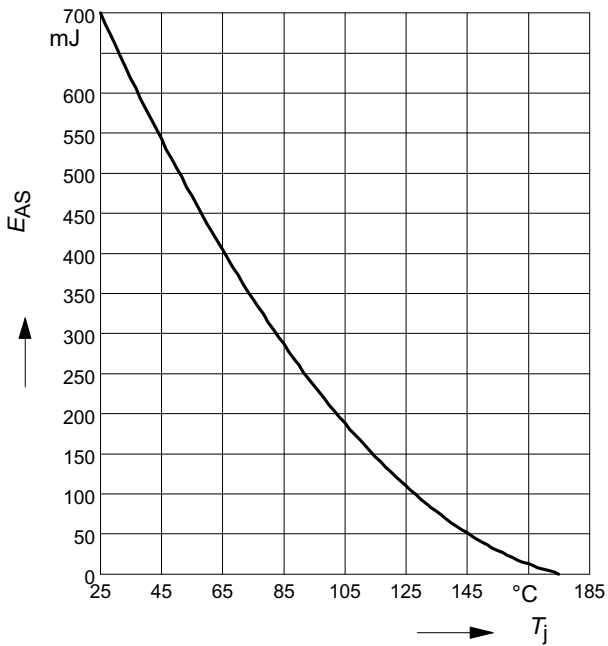
parameter:  $T_j$ ,  $t_p = 80\text{ }\mu\text{s}$



**13 Typ. avalanche energy**

$$E_{AS} = f(T_j)$$

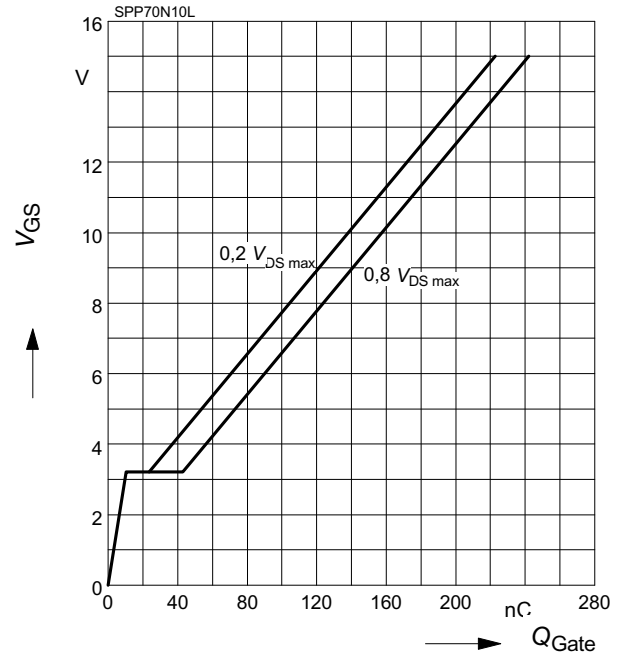
par.:  $I_D = 70 \text{ A}$  ,  $V_{DD} = 25 \text{ V}$  ,  $R_{GS} = 25 \Omega$



**14 Typ. gate charge**

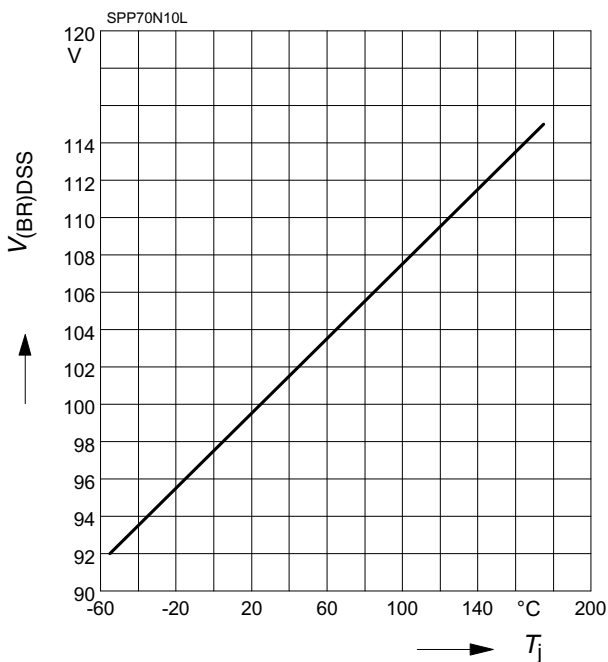
$$V_{GS} = f(Q_{Gate})$$

parameter:  $I_D = 70 \text{ A}$  pulsed



**15 Drain-source breakdown voltage**

$$V_{(BR)DSS} = f(T_j)$$



**Published by**  
**Infineon Technologies AG,**  
**Bereichs Kommunikation**  
**St.-Martin-Strasse 53,**  
**D-81541 München**  
**© Infineon Technologies AG 1999**  
**All Rights Reserved.**

**Attention please!**

The information herein is given to describe certain components and shall not be considered as warranted characteristics.

Terms of delivery and rights to technical change reserved.

We hereby disclaim any and all warranties, including but not limited to warranties of non-infringement, regarding circuits, descriptions and charts stated herein.

Infineon Technologies is an approved CECC manufacturer.

**Information**

For further information on technology, delivery terms and conditions and prices please contact your nearest Infineon Technologies Office in Germany or our Infineon Technologies Representatives worldwide (see address list).

**Warnings**

Due to technical requirements components may contain dangerous substances.

For information on the types in question please contact your nearest Infineon Technologies Office.

Infineon Technologies Components may only be used in life-support devices or systems with the express written approval of Infineon Technologies, if a failure of such components can reasonably be expected to cause the failure of that life-support device or system, or to affect the safety or effectiveness of that device or system. Life support devices or systems are intended to be implanted in the human body, or to support



## X-ON Electronics

Largest Supplier of Electrical and Electronic Components

*Click to view similar products for [MOSFET](#) category:*

*Click to view products by [Infineon](#) manufacturer:*

Other Similar products are found below :

[614233C](#) [648584F](#) [IRFD120](#) [JANTX2N5237](#) [FCA20N60\\_F109](#) [FDZ595PZ](#) [2SK2545\(Q,T\)](#) [405094E](#) [423220D](#) [TPCC8103,L1Q\(CM](#)  
[MIC4420CM-TR](#) [VN1206L](#) [614234A](#) [715780A](#) [NTNS3166NZT5G](#) [SSM6J414TU,LF\(T](#) [751625C](#) [BUK954R8-60E](#) [NTE6400](#) [SQJ402EP-](#)  
[T1-GE3](#) [2SK2614\(TE16L1,Q\)](#) [2N7002KW-FAI](#) [DMN1017UCP3-7](#) [EFC2J004NUZTDG](#) [ECH8691-TL-W](#) [FCAB21350L1](#) [P85W28HP2F-](#)  
[7071](#) [DMN1053UCP4-7](#) [NTE221](#) [NTE222](#) [NTE2384](#) [NTE2903](#) [NTE2941](#) [NTE2945](#) [NTE2946](#) [NTE2960](#) [NTE2967](#) [NTE2969](#) [NTE2976](#)  
[NTE6400A](#) [NTE2910](#) [NTE2916](#) [NTE2956](#) [NTE2911](#) [DMN2080UCB4-7](#) [TK10A80W,S4X\(S](#) [SSM6P69NU,LF](#) [DMP22D4UFO-7B](#)  
[DMN1006UCA6-7](#) [DMN16M9UCA6-7](#)