

International  
**IR** Rectifier  
 SCHOTTKY RECTIFIER  
 HIGH EFFICIENCY SERIES

PD-20345I

15CGQ100  
 JANS1N7043CCT1  
 JANTX1N7043CCT1  
 JANTXV1N7043CCT1

35Amp, 100V  
 Ref: MIL-PRF-19500/730

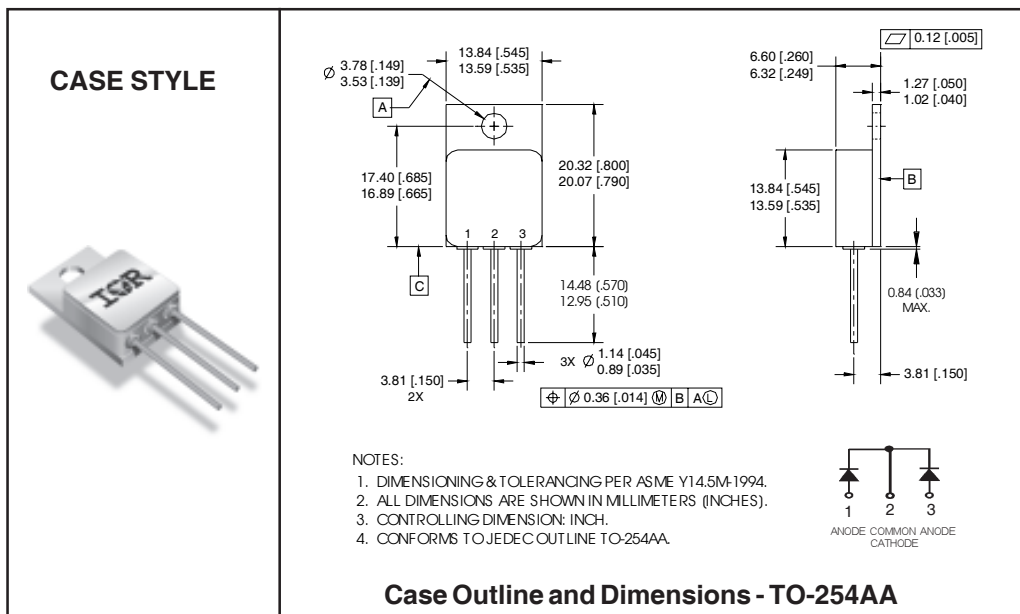
**Major Ratings and Characteristics**

Characteristics	1N7043CCT1	Units
$I_{F(AV)}$	35	A
$V_{RRM}$ (Per Leg)	100	V
$I_{FSM}$ @ $t_p=8.3ms$ half-sine (Per Leg)	175	A
$V_F$ @ 35Apk, $T_J=125^\circ C$ (Per Leg)	1.2	V
$T_J, T_{stg}$ Operating and storage	-65 to 150	$^\circ C$

**Description/Features**

The 1N7043CCT1 center tap Schottky rectifier has been expressly designed to meet the rigorous requirements of high reliability environments. It is packaged in the hermetic isolated TO-254AA package. The device's forward voltage drop and reverse leakage current are optimized for the lowest power loss and the highest circuit efficiency for typical high frequency switching power supplies and resonant power converters. Full MIL-PRF-19500 quality conformance testing is available on source control drawings to TX, TXV and S quality levels.

- Hermetically Sealed
- Center Tap
- Low Forward Voltage Drop
- High Frequency Operation
- Guard Ring for Enhanced Ruggedness and Long Term Reliability
- Lightweight
- ESD Rating: Class 3A per MIL-STD-750, Method 1020



**Voltage Ratings**

Part number	1N7043CCT1
V <sub>R</sub> Max. DC Reverse Voltage (V) (Per Leg)	100
V <sub>RWM</sub> Max. Working Peak Reverse Voltage (V) (Per Leg)	

**Absolute Maximum Ratings**

Parameters	Limits	Units	Conditions
I <sub>F(AV)</sub> Max. Average Forward Current See Fig. 5	35	A	50% duty cycle @ T <sub>C</sub> = 84°C, square waveform
I <sub>FSM</sub> Max. Peak One Cycle Non - Repetitive Surge Current (Per Leg)	175	A	@ t <sub>p</sub> = 8.3 ms half-sine

**Electrical Specifications**

Parameters	Limits	Units	Condition	
V <sub>FM</sub> Max. Forward Voltage Drop (Per Leg) See Fig. 1 ①	1.84	V	@ 35A	T <sub>J</sub> = -55°C
	0.95	V	@ 15A	T <sub>J</sub> = 25°C
	1.30	V	@ 35A	
	1.2	V	@ 35A	T <sub>J</sub> = 125°C
I <sub>RM</sub> Max. Reverse Leakage Current (Per Leg) See Fig. 2 ①	0.5	mA	T <sub>J</sub> = 25°C	V <sub>R</sub> = rated V <sub>R</sub>
	15	mA	T <sub>J</sub> = 125°C	
C <sub>T</sub> Max. Junction Capacitance (Per Leg)	600	pF	V <sub>R</sub> = 5V <sub>DC</sub> ( 1MHz, 25°C )	
L <sub>S</sub> Typical Series Inductance (Per Leg)	6.7	nH	Measured from anode lead to cathode lead 6mm ( 0.025 in.) from package	

**Thermal-Mechanical Specifications**

Parameters	Limits	Units	Conditions
T <sub>J</sub> Max. Junction Temperature Range	-65 to 150	°C	
T <sub>stg</sub> Max. Storage Temperature Range	-65 to 150	°C	
R <sub>thJC</sub> Max. Thermal Resistance, Junction to Case (Per Leg)	2.30	°C/W	DC operation See Fig. 4
R <sub>thJC</sub> Max. Thermal Resistance, Junction to Case (Per Package)	1.15	°C/W	DC operation
wt Weight (Typical)	9.3	g	
Die Size (Typical)	125X125	mils	
Case Style	TO-254AA		

① Pulse Width &lt; 300μs, Duty Cycle &lt; 2%

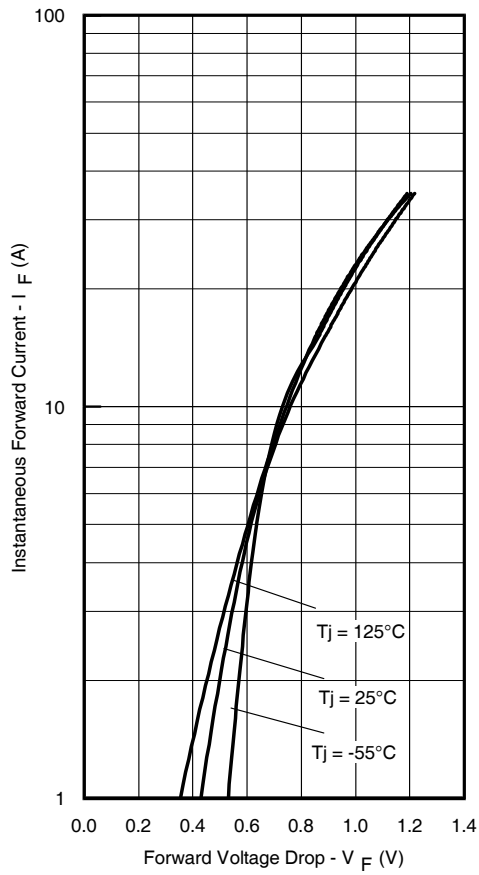


Fig. 1 - Typical Forward Voltage Drop Characteristics (Per Leg)

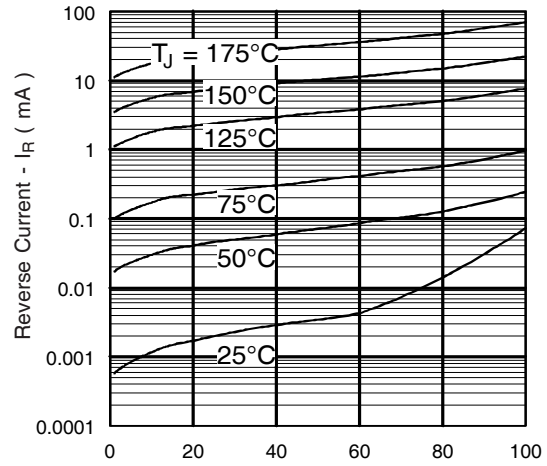


Fig. 2 - Typical Values of Reverse Current Vs. Reverse Voltage (Per Leg)

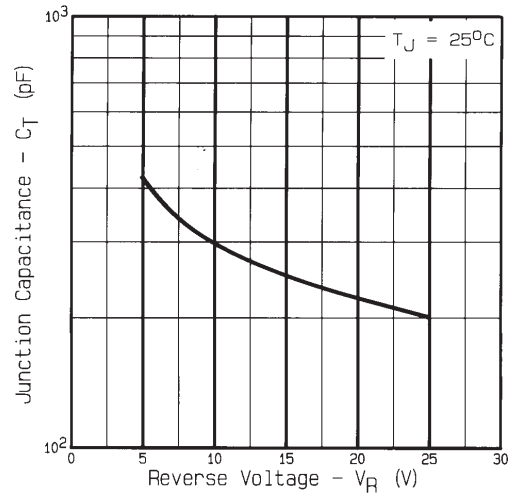


Fig. 3 - Typical Junction Capacitance Vs. Reverse Voltage (Per Leg)

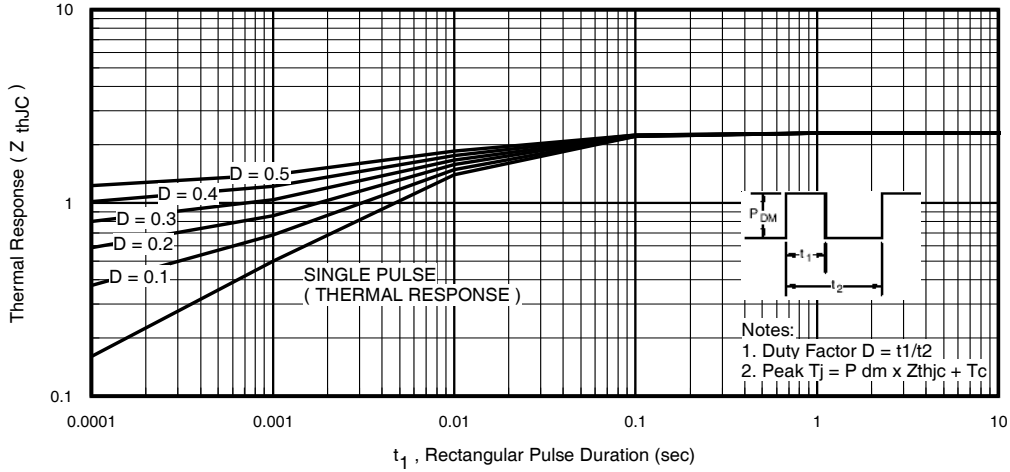


Fig. 4 - Max. Thermal Impedance  $Z_{thJC}$  Characteristics (Per Leg)

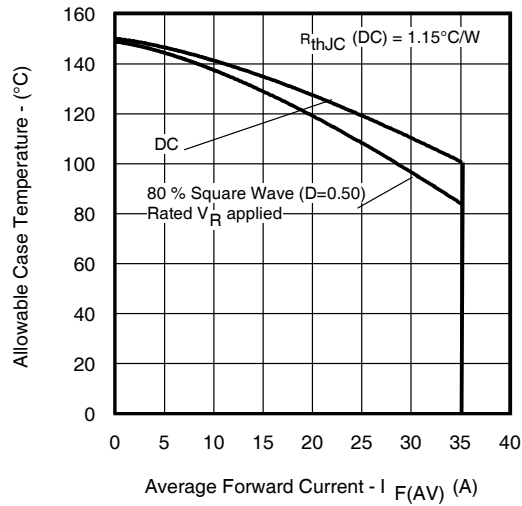


Fig. 5 - Max. Allowable Case Temperature Vs. Average Forward Current (Per Package)

## X-ON Electronics

Largest Supplier of Electrical and Electronic Components

*Click to view similar products for [infineon](#) manufacturer:*

Other Similar products are found below :

[TLE6209R](#) [BTS442E2E3062ABUMA1](#) [EVALM113023645ATOBO1](#) [EVALM11302TOBO1](#) [FD1000R33HE3-K](#) [FD300R06KE3](#)  
[FF1200R17KE3\\_B2](#) [FF300R06KE3HOSA1](#) [FF600R12ME4P](#) [FF600R17ME4\\_B11](#) [FP25R12KT4\\_B11](#) [FS150R12KE3G](#)  
[FS600R07A2E3\\_B31](#) [FZ1600R17HP4\\_B2](#) [FZ1800R17KF4](#) [FZ2400R17HE4\\_B9](#) [FZ600R65KE3](#) [DD261N22K](#) [DF1000R17IE4](#) [BAT 165](#)  
[E6327](#) [BCR 141W H6327](#) [BCR 533 E6327](#) [BDP950H6327XTSA1](#) [BSC093N04LSGATMA1](#) [BSM50GB60DLC](#) [BSO080P03NS3EGXUMA](#)  
[BSP372NH6327XTSA1](#) [BSR802NL6327HTSA1](#) [BSS214NH6327XTSA1](#) [BSS670S2LH6327XTSA1](#) [BSS806NEH6327XTSA1](#) [BTF3050TE](#)  
[BTM7811KAUMA1](#) [IPD50N04S4-08](#) [IPW60R190E6FKSA1](#) [IRPLHID2A](#) [KIT\\_TC1791\\_SK](#) [KIT\\_XMC45\\_AE4\\_002](#)  
[KIT\\_XMC4x\\_COM\\_ETH-001](#) [EVALM10565DTOBO1](#) [EVALM113020584DTOBO1](#) [FF300R17KE3\\_S4](#) [FF450R12ME4\\_B11](#)  
[FF600R17ME4](#) [T1401N42TOH](#) [T1500N16TOF VT](#) [T1851N60TOH](#) [T901N36TOF](#) [FS300R12KE4](#) [FS450R17KE4](#)