


User Manual

MOTIX™ Motor Bench



About this document

Scope and purpose

This User Manual is intended to enable users to use the MOTIX™ Motor Bench.

This document describes the MOTIX™ Motor Bench and its components.

The MOTIX™ Motor Bench can be combined with Infineon evaluation boards and reference designs for BLDC motor control evaluation. It is meant to support the motor control software development process.

The MOTIX™ Motor Bench is intended to be used with 3 phase evaluation boards of Infineon products. For example:

- MOTIX™
- AURIX™
- TRAVEO™
- iMOTION™

Intended audience

This document is intended for anyone using the MOTIX™ Motor Bench. It is recommended for trained personnel.

Note: The MOTIX™ Motor Bench contains spinning components while operational. Always keep the acrylic cover closed. Check all screws and axle alignment frequently.

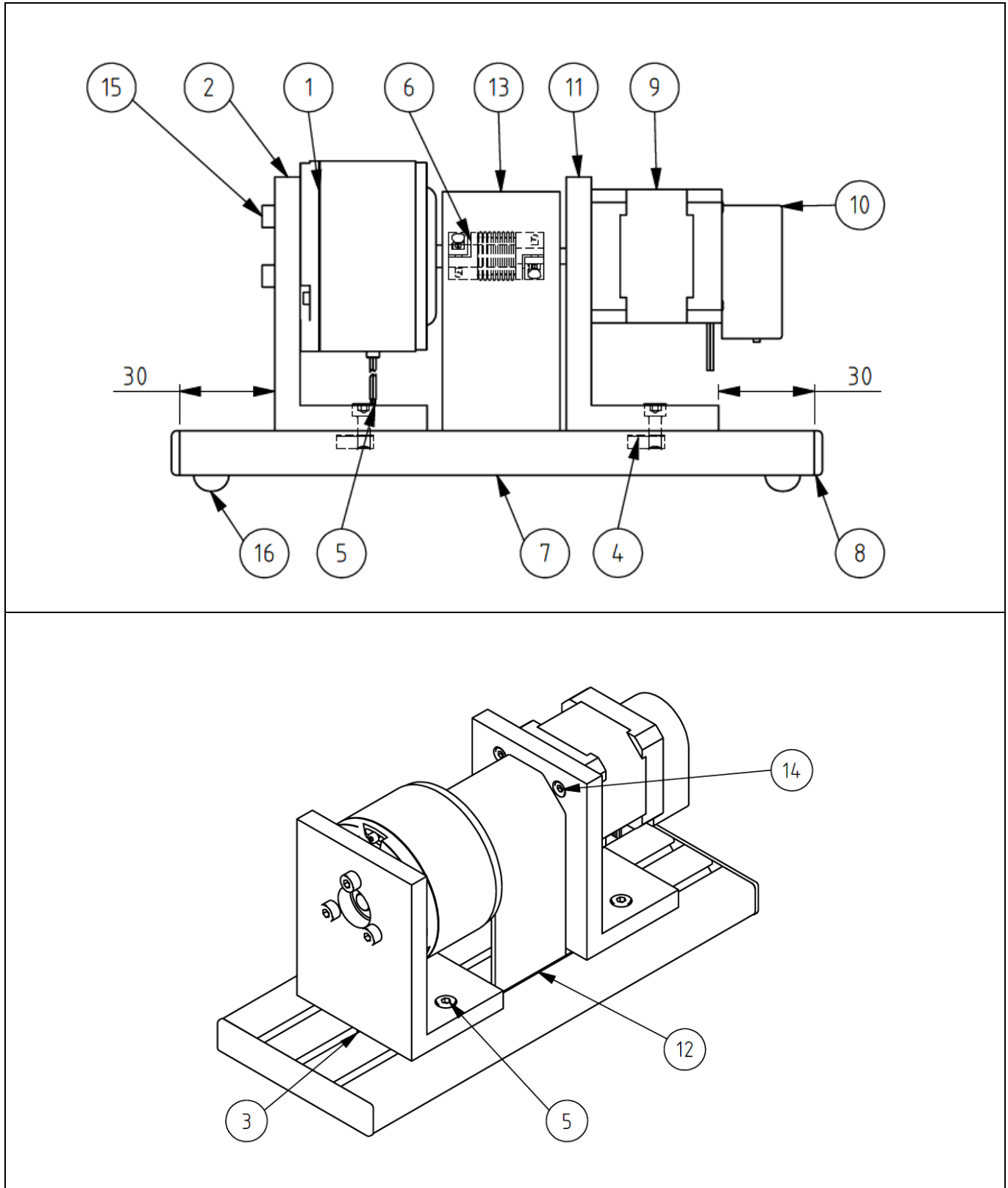
About this document

Table of contents

About this document	1
1 Mechanical Setup	3
1.1 Main Assembly.....	3
1.2 Bill of Material.....	4
1.3 Electric connections.....	5
1.4 Motor.....	6
1.5 Hysteresis Brake.....	7
1.6 Couplings.....	8
2 Hardware and Software Support	9
2.1 MOTIX™ MCUs.....	9
3 Example Setup	10
4 Revision History	11

1 Mechanical Setup

1.1 Main Assembly



About this document

1.2 Bill of Material

Table 1 Bill of Material

No.	Qty.	Title	Comp. / Manuf.	Draw. / Manuf. No.	Rev. / Note
1	1	hysteresis brake	Mobac	HB-50M-2	-
2	1	brake bracket	MOTEON (MTN)	PMTN19-MTN-P002 / Alu-Winkel EN-AW 6060 80x80x8 mm	Rev.1.0
3	4	parallel pin ISO 2338 - 5 m8 x 10	-	-	Toolbox Part
4	4	slot nut M4	item	0037006	-
5	4	Screw SO 4762 M4 x 10 - 10N	-	-	Toolbox Part
6	1	miniature bellows coupling MK2	R+W	MK2/15/30/5/7	-
7	1	profile 5 80x14 L=200	item	0037085	3m length item 0044813
8	2	cover cap 5 80x14	item	0037091	-
9	1	brushless DC motor DB42S03	nanotec	DB42S03	-
10	1	encoder WEDL5541-B14	nanotec	WEDL5541-B14	-
11	1	motor bracket	MOTEON (MTN)	PMTN19-MTN-P001 / Alu-Winkel EN-AW 6060 80x80x8 mm	Rev.1.0
12	2	cover profile 5 L=40 mm	item	0039174	only orderable in 2m length
13	1	shaft cover	MOTEON (MTN)	PMTN19-MTN-P003 / 2mm transparent acrylic	Rev.1.0
14	4	Screw ISO 4762 M3 x 10 - 10N	-	-	Toolbox Part
15	3	Screw ISO 4762 M4 x 16 - 16N	-	-	Toolbox Part
16	4	Buffer D11x5	item	0.0.667.78	Set of 4

1.3 Electric connections

Table 2 Electric Connections

Component	Wire	Function	Wire termination
hysteresis brake	red	DC+	Wago 215-212
hysteresis brake	black	DC-	Wago 215-311
motor phase	AWG20 yellow	U	crimped ferrule
motor phase	AWG20 red	V	crimped ferrule
motor phase	AWG20 black	W	crimped ferrule
motor Hall sensor	AWG26 red	+5V	Dupont female 1-pin
motor Hall sensor	AWG26 black	GND	Dupont female 1-pin
motor Hall sensor	AWG26 blue	H1	Dupont female 1-pin
motor Hall sensor	AWG26 white	H2	Dupont female 1-pin
motor Hall sensor	AWG26 green	H3	Dupont female 1-pin

Note: It is recommended to use pull-up resistors on the H1, H2 and H3 connections to +5V.

About this document

1.4 Motor

The MOTIX™ Motor Bench is equipped with a Nanotec DB42S03 BLDC motor. The latest specification can be found on the manufacturer's website.

Table 3 Motor Parameters copied from DB42S03 Datasheet

No. of Pol./Phases	8/3		
Voltage Rated (VDC)	24		
Current (AMP)	No load [A]	Rated [A]	Peak [A]
	0.2	1.79	5.4
Resistance / phase to phase [Ohms] @ 25°C	1.5 ± 15%		
Inductance / phase to phase [mH] @ 1kHz	2.1 ± 20%		
Tourque Rated / Peak	Constant [Nm/A]	Rated [Nm]	Peak [Nm]
	0.035	0.0625	0.19
Power Rated [W]	26		
Speed	Rated [RPM]		No Load [RPM]
	4000		6200
Rotor Inertia [Kg-m ²]	2.4x10 ⁻⁶		
Weight [Kg]	0.3		

About this document

1.5 Hysteresis Brake

The MOTIX™ Motor Bench is equipped with a Mobac HB-50M-2 hysteresis brake. The latest specification can be found on the manufacturer's website.

Table 4 Brake Parameters copied from Mobac HB-50M-2 Datasheet

Torque at working current [Nm]	0.38	
Working current [mA]	270	
Resistance at 25°C ± 10% [Ohm]	95	
DC Voltage [V]	24	
Rpm max. 25°C ± 10% [min ⁻¹]	15000	
Power dissipation [Watt]	Peak	continuous
	90	23
Residual torque without current [Nm]	1.55 x 10 ⁻³	
Rotor inertia [kgcm ²]	0.1670	
Weight [kg]	0.755	


About this document

1.6 Couplings

The coupling creates the mechanical link between the motor and the hysteresis brake. It also compensates mechanical inaccuracies in the setup. It is mandatory to realign the setup frequently.

Note: Couplings may vary in model and manufacturer due to allocation.

Table 5 Couplings variations

	
Motor axle diameter (rated) [mm]	5
Brake axle diameter (rated) [mm]	7

2 Hardware and Software Support

2.1 MOTIX™ MCUs


Table 6 Evaluation Hardware

Name	Order No.	Example Software
TLE9879 Evalkit	SP001389172	<ul style="list-style-type: none">- Sensor-less FOC- Block commutation, Hall sensor based- Block commutation with BEMF
TLE987X EVALB_VQFN	SP005421934	
TLE987X EVALB_TQFP	SP005421936	

3 Example Setup

The MOTIX™ Motor Bench can be used with several Evaluation Boards from Infineon Technologies. This chapter describes an example setup.

Table 7 Example Setup



1	DB42S03 BLDC motor
2	Mobac HB-50M-2 hysteresis brake
3	TLE9879 Evalkit
4	BLDC motor phase wires
5	Hall sensor wires
6	Hysteresis brake connectors
7	12V Power Supply

4 Revision History

Table 8 Revision History

Page or Item	Subjects (major changes since previous revision)
Rev. 1.0, 2022-10-11	
All	Initial release.

Trademarks

All referenced product or service names and trademarks are the property of their respective owners.

Edition 2022-10

Published by

Infineon Technologies AG

81726 Munich, Germany

© 2022 Infineon Technologies AG.

All Rights Reserved.

Do you have a question about this document?

Email: erratum@infineon.com

Document reference

Doc_Number

IMPORTANT NOTICE

The information given in this document shall in no event be regarded as a guarantee of conditions or characteristics ("Beschaffheitsgarantie").

With respect to any examples, hints or any typical values stated herein and/or any information regarding the application of the product, Infineon Technologies hereby disclaims any and all warranties and liabilities of any kind, including without limitation warranties of non-infringement of intellectual property rights of any third party.

In addition, any information given in this document is subject to customer's compliance with its obligations stated in this document and any applicable legal requirements, norms and standards concerning customer's products and any use of the product of Infineon Technologies in customer's applications.

The data contained in this document is exclusively intended for technically trained staff. It is the responsibility of customer's technical departments to evaluate the suitability of the product for the intended application and the completeness of the product information given in this document with respect to such application.

For further information on the product, technology, delivery terms and conditions and prices please contact your nearest Infineon Technologies office (www.infineon.com).

WARNINGS

Due to technical requirements products may contain dangerous substances. For information on the types in question please contact your nearest Infineon Technologies office.

Except as otherwise explicitly approved by Infineon Technologies in a written document signed by authorized representatives of Infineon Technologies, Infineon Technologies' products may not be used in any applications where a failure of the product or any consequences of the use thereof can reasonably be expected to result in personal injury.

X-ON Electronics

Largest Supplier of Electrical and Electronic Components

Click to view similar products for [Power Management IC Development Tools](#) category:

Click to view products by [Infineon](#) manufacturer:

Other Similar products are found below :

[EVB-EP5348UI](#) [BQ25010EVM](#) [ISL80019AEVAL1Z](#) [ISLUSBI2CKIT1Z](#) [ISL8002AEVAL1Z](#) [ISL91108IIA-EVZ](#) [MAX8556EVKIT](#)
[MAX15005AEVKIT+](#) [ISL28022EVKIT1Z](#) [STEVAL-ISA008V1](#) [DRI0043](#) [KITPF8100FRDMEVM](#) [EVB-EN6337QA](#)
[SAMPLEBOXILD8150TOBO1](#) [MAX18066EVKIT#](#) [AP62300WU-EVM](#) [KITA2GTC387MOTORCTRTOBO1](#) [AEK-MOT-TK200G1](#)
[EVLONE65W](#) [STEVAL-ILH006V1](#) [STEVAL-IPE008V2](#) [STEVAL-IPP001V2](#) [STEVAL-ISA013V1](#) [STEVAL-ISA067V1](#) [STEVAL-](#)
[ISQ002V1](#) [TPS2306EVM-001](#) [TPS2330EVM-185](#) [TPS40001EVM-001](#) [SECO-HVDCDC1362-15W-GEVB](#) [BTS7030-2EPA](#)
[LT8638SJV#WPBF](#) [LTC3308AIV#WTRPBF](#) [TLT807B0EPV](#) [BTS71033-6ESA](#) [EV13N91A](#) [EASYPIC V8 OVER USB-C](#) [EV55W64A](#)
[CLICKER 4 FOR STM32F4](#) [EASYMX PRO V7A FOR STM32](#) [CLICKER 4 FOR PIC18F](#) [Si8285_86v2-KIT](#) [PAC52700EVK1](#) [NCP-](#)
[NCV51752D2PAK3LGEVB](#) [ISL81807EVAL1Z](#) [AP33772S-EVB](#) [EVALM7HVIGBTFCINV4TOBO1](#) [903-0300-000](#) [902-0173-000](#) [903-](#)
[0301-000](#) [ROA1286023/1](#)