

規格承認書

PECIFICATION FOR APPROVAL

客戶
CUSTOMER : _____
項目
ITEM : 驻极体电容咪头 (ECM)
型號
TYPE : GMI4015-2C30-66DB 通用型 (灵敏度-30~-66DB)
描述
DESCRIPTION : $\phi 4.0 \times H1.5 \text{ mm}$ 焊点 1033 -30~-66dB 2.0V $\leq 2.2K\Omega$ S/N: $\geq 58 \text{ dBA}$
客戶料號
CUSTOMER NO. : _____
規格書號
SPECIFICATION NO.: _____
版本
EDITION NO. : V1.0
日期
DATE : 2015-4-17

客戶承認

CUSTOMER CONFIRM AND SIGN

| 檢查 TESTED BY | 審核 CHECKED BY | 承認 APPROVED BY |
|-----------------|------------------|-------------------|
| | | |

東莞市贏海電子有限公司

DONGUAN INGHAI ELECTRONICS CO.,LTD

| 製作 ISSUED BY | 審查 CHECKED BY | 確認 APPROVED BY |
|-----------------|------------------|-------------------|
| 周明 | 李林 | |

地址：廣東省東莞市長安鎮上沙管理區新春路 1 號新春科技园
電話 / TEL: 0769-83060958 傳真 / FAX: 0769-81608993
網址: [HTTP://WWW.INGHAI.COM](http://www.inghai.com)

A. SCOPE

This specification applies electret condenser microphone, GMI4015-2C30-66DB

B. SPECIFICATION

■ Test condition: $RL=2.2K\Omega$ $VS=2.0V$ $TEMP=25^{\circ}C\pm 2^{\circ}C$ Related humidity= $65\pm 5\%$

| No. | Item | Symbol | Unit | Specification | Condition |
|-----|----------------------------|---------------|-------------|------------------------|----------------------------------|
| 1 | Directivity | | | Omnidirectional | |
| 2 | Sensitivity | S | dB | -30~-66±3 | f=1KHz, 1Pa 0dB=1V/ Pa |
| 3 | Standard operating voltage | Vs | V | 2.0 | |
| 4 | Output impedance | Zout | K Ω | ≤ 2.2 | f=1KHz, 1Pa |
| 5 | Frequency | | Hz | 100-10,000 | |
| 6 | Max operating voltage | | V . | 10 | |
| 7 | Sensitivity reduction | $\Delta S-Vs$ | dB | -3 | f=1KHz, 1Pa Vs=1.5VDC to 3VDC |
| 8 | Max. current consumption | IDSS | mA | ≤ 0.5 | |
| 9 | Signal to noise ration | S/N | dBA | ≥ 58 | f=1KHz, P in=1Pa |
| 10 | Max input sound level | SPL | dB | 110 | |
| 11 | Operation temp. | | $^{\circ}C$ | -30 ~+70 | |
| 12 | Storage temp. | | $^{\circ}C$ | -40 ~+80 | |
| 13 | Dimension | | mm | $\phi 4.0 \times H1.5$ | See appearance drawing |
| 14 | Terminal | | | Terminal | See appearance drawing |
| 15 | Approvals | | | RoHs FCC | |

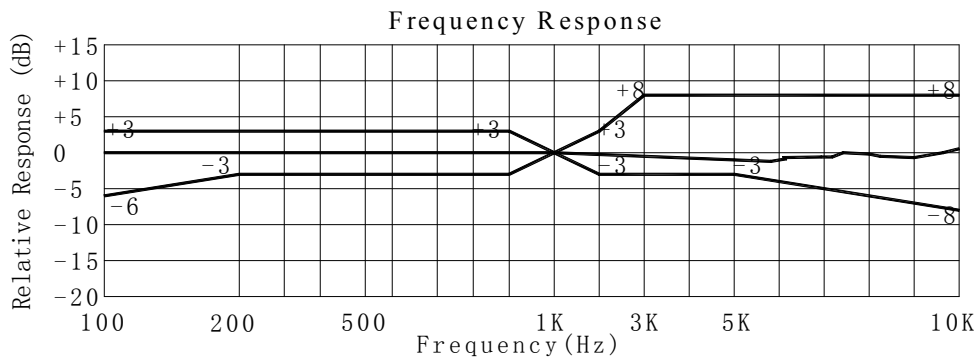
We use "Pascal(Pa)" indication of sensitivity as per the recommendation of I.E.C.(International Electro technical Commission)

The Sensitivity of "Pa" will increase 20dB comparing with "ubar" indication

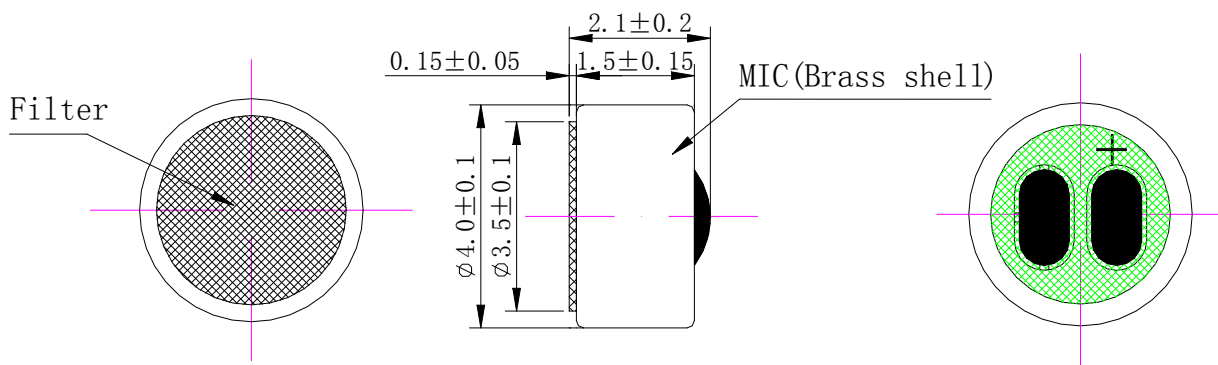
Example: -60dB(0dB=1V/ubar) =-40dB(1V/Pa)

C. TYPICAL FREQUENCY RESPONSE CURVE

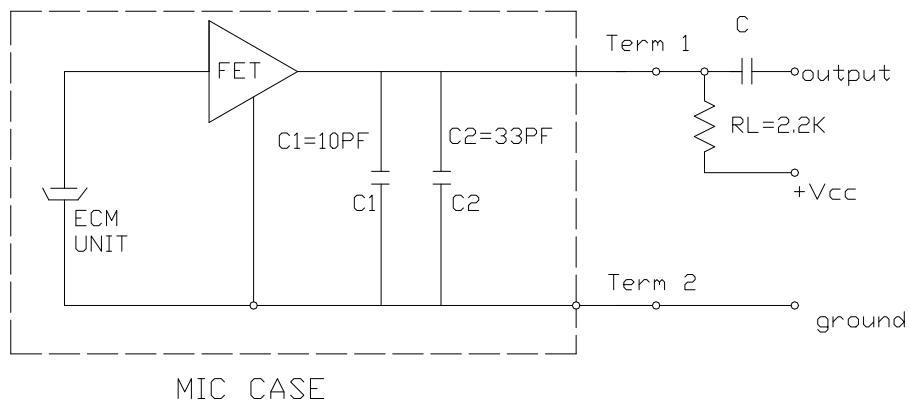
全指向性



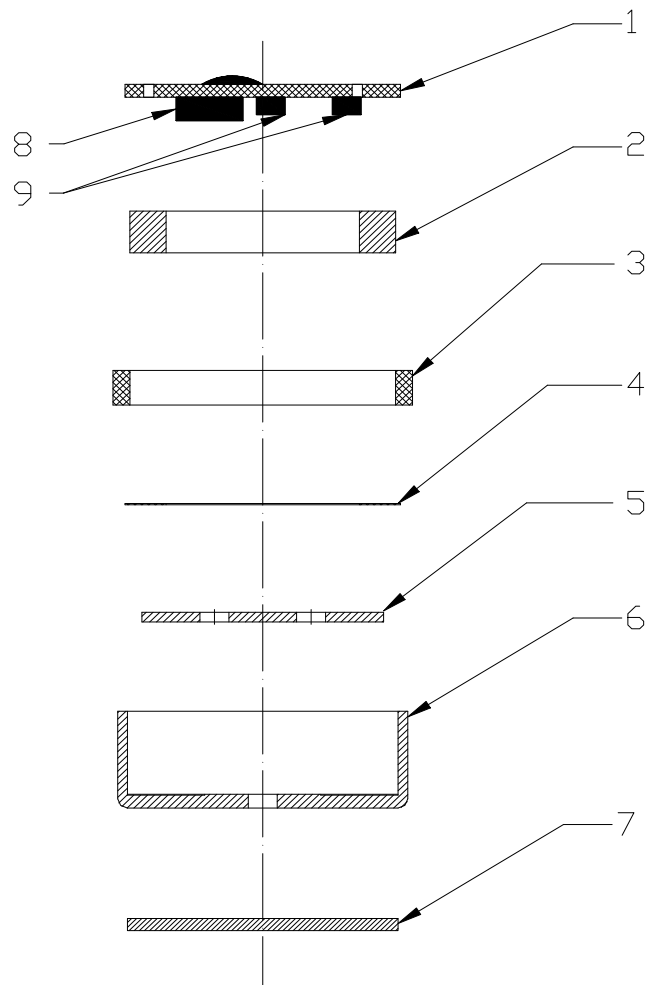
D. APPEARANCE DRAWING



E. MEASUREMENT CIRCUIT



F: Explode Drawing



| NO. | PARTS |
|-----|-----------------------|
| 1 | PCB |
| 2 | Film (PPS) |
| 3 | Holder |
| 4 | Spacer |
| 5 | Back plate (FEP) |
| 6 | Outer most shell (Cu) |
| 7 | Protection fleece |
| 8 | FET |
| 9 | Capacitance |

| G. 可靠性试验 Reliability Test | |
|---|---|
| 经过以下所有试验在 20℃ 的条件下放置 3 小时后,麦克风的灵敏度与试验前比较变化在 3dB 以内 After any following tests, the sensitivity of the microphone to be within $\pm 3\text{dB}$ of initial sensitivity after 3hours of conditioning at 20℃ | |
| 5-1 振动试验 Vibration | 周波数 1/Frequency1:10Hz~55Hz 振幅/Amplitude:1.52mm 变化/Change of Frequency:1 octave/min 3 方向,各 2 小时/hours in each of 3 axes |
| 5-2 高温试验 Dry Heat | +80 \pm 5℃ for 96 hours |
| 5-3 低温试验 Dry Cold | -40 \pm 5℃ for 96 hours |
| 5-4 高温高湿试验 Damp Heat | 90%~95%RH, +60 \pm 5℃ for 96 hours |
| 5-5 温度循环试验 Temperature cycles | -20℃ \longleftrightarrow 25℃ \longleftrightarrow 70℃ (2h) (1h) (2h) (1h) (2h) \times 10 cycles |
| 5-6 跌落试验 Packing drop test | Height:1m 顺序:三个面各跌 10 次 Procedure:10 times from each of 3 axes |
| 5-7 温度冲击试验 Temperature impact test | -20℃ \longleftrightarrow 70℃ 30min 30s 30min \times 10 cycles |
| 5-8 静电冲击试验 Electrostatic shock test | 4000V(contact), 8000V(air) \times 10 axes |
| 备注 Note | |
| 6-1 工作温度范围 Operation Temperature | -30℃~70℃ |
| 6-2 储存温度范围 Storage Temperature | -40℃~85℃ |
| H. 焊接条件 Soldering Condition | |
| 7-1 焊接使用 90W 的烙铁。 The soldering copper of a type of 90W shall be applied | |
| 焊接条件 Soldering Condition. | |
| 7-2 电烙铁表面温度 320 \pm 10℃ The temperature of the working surface of the soldering copper shall be 320 \pm 10℃ | |
| 7-3 焊接时把麦克风嵌入散热能力强的金属块内。 | |

ECM shall be soldered fixed on the metal block(heat sink)which has the higher radiation effects said heat sink

Shall contact with of ECM.

7-4 焊接时间控制在 2~3 秒内。

time for each terminal shall be 2~3 sec.

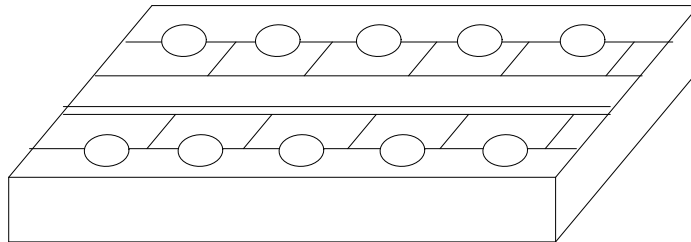
7-5 焊接后不能出现针孔。

The pinhole after soldering shall be avoided.

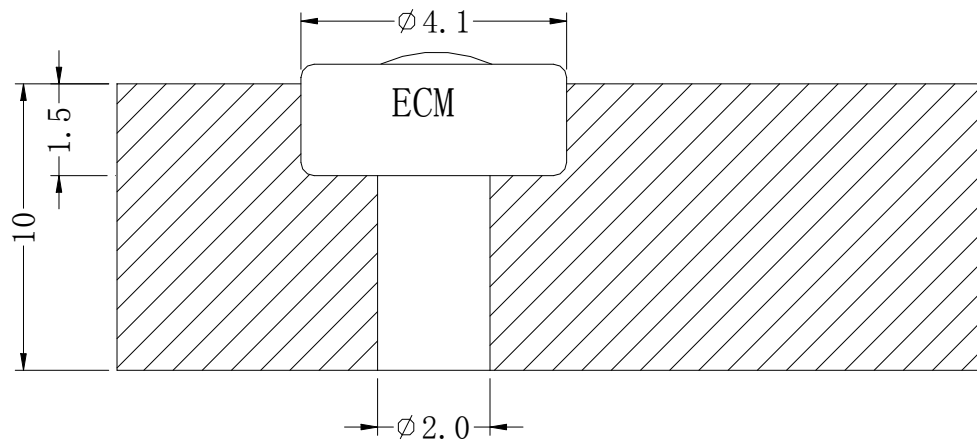
7-6 静电容易破坏麦克风必须采取措施避免（电烙铁接地，戴静电环等。）

ECM may easily destroyed by the static electricity and the countermeasure for eliminating the static electricity (the ground for soldering copper, for worktable and for human body) shall be executed.

7-7 散热板形状 Shape of heat sink



7-8 固定部孔形状 Shape of hole at fixed part



X-ON Electronics

Largest Supplier of Electrical and Electronic Components

Click to view similar products for [Microphones](#) category:

Click to view products by [INGHAI](#) manufacturer:

Other Similar products are found below :

[BCM4013OLFC-42-JST-ZHR-2](#) [TO38-30702-B20](#) [FG-23329-P142](#) [254-ECM6441-RO](#) [AOM-6742P-2-R](#) [SPM04C-38/1186-T/R](#) [POM-2244L-C33-R](#) [AOM-6545P-R](#) [ANM-5254L-R](#) [AOM-6738L-R](#) [AOM-6738P-R](#) [AOM-4546P-R](#) [BCM4013OSBC-42 LF](#) [ANM-5254L-LW100-R](#) [PUM-3046L-R](#) [TOM-1545L-R](#) [POM-2738L-LW100-R](#) [POM-2738P-C33-R](#) [POM-3542P-R](#) [POM-3535L-3-LW100-R](#) [POW-2742P-C3310-B-R](#) [AOM-6742L-R](#) [AOM-6738L-LW100-R](#) [AOW-4544P-C3310-B-R](#) [POM-2735P-R](#) [POW-2742L-C3310-B-R](#) [PUM-5250L-C3310-R](#) [POM-5038P-C3310-R](#) [TOW-1242P-R](#) [POM-5046P-C3310-R](#) [TC-32348-000](#) [TC-32485-000](#) [BCM9745-44](#) [BCM9767P](#) [LD-MC-0905P](#) [LD-MC-6035](#) [LD-MC-9765](#) [CMC-4015-40P](#) [PMO-6022SN-42UQ](#) [PMOF-6027WN-44KDQ](#) [PMO-4015PN-42KDQ](#) [CMC-6027-42L100](#) [PMO-6027P-40KDQ](#) [PMOF-6050S-44UQ](#) [PMO-4530PN-47UQ](#) [PMO-4015MN-42HXQ](#) [CMC-6036-40T](#) [CMC-4015-25T](#) [CMC-6027-24T](#) [PMOF-9767NP-46DQ](#)