

規格承認書

PECIFICATION FOR APPROVAL

客戶

CUSTOMER : 立創

項目

ITEM : 腔体喇叭

型號

TYPE : GSPK582210BOX-4R3W-L100-1.25T

描述

DESCRIPTION : L58*W22*H10.3mm 腔体 4R1-5W 焊线 L100mm 1.25T/2P 89+/-3DB

客戶料號

CUSTOMER NO. :

規格書號

SPECIFICATION NO.:

版本

EDITION NO. : V1.0

日期

DATE : 2024-5-24

客戶承認

CUSTOMER CONFIRM AND SIGN

檢查 TESTED BY	審核 CHECKED BY	承認 APPROVED BY

東莞市贏海電子有限公司

DONGUAN INGHAI ELECTRONICS CO.,LTD

製作 ISSUED BY	審查 CHECKED BY	確認 APPROVED BY
周明	李林	

地址：广东省东莞市长安镇上沙第五工业区新春路 1 号新春科技园

電話 / TEL: 0769-83060958 傳真 / FAX: 0769-81608993

網址: HTTP://WWW.INGHAI.COM

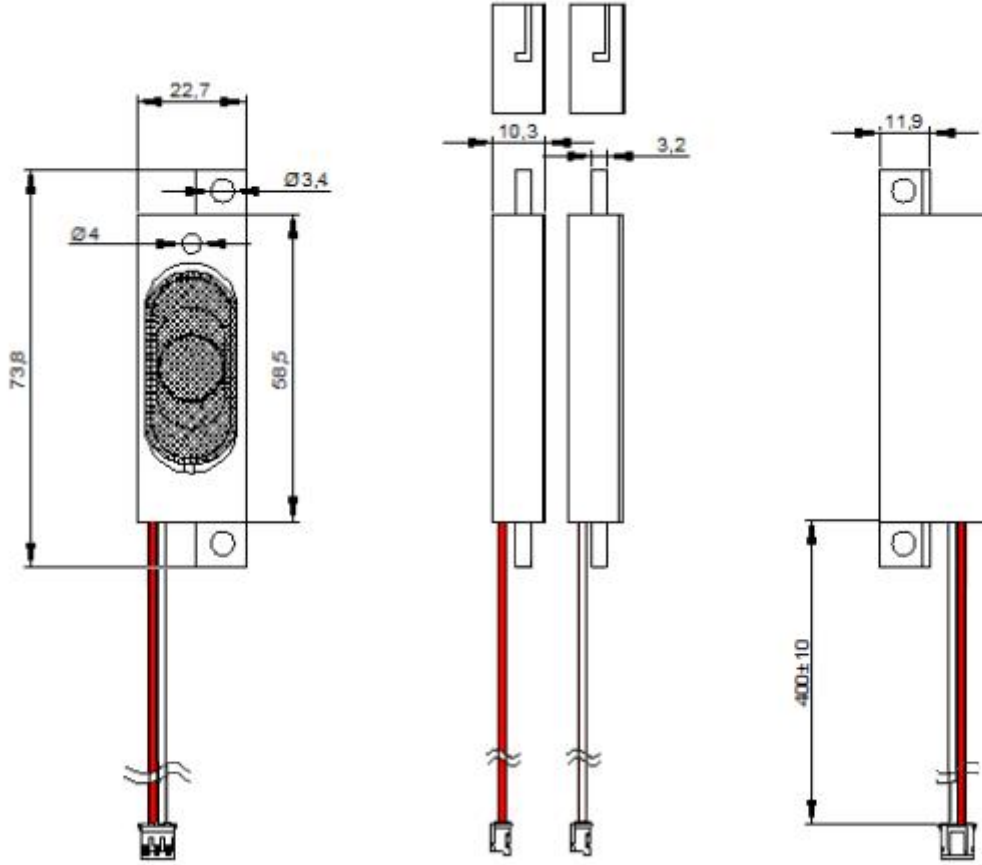
1. 电气特性 *Electrical Characteristics*

项目 <i>Item</i>	规格 <i>Specification</i>
型号 <i>Type</i>	<i>GSPK582210BOX-4R3W-L100-1.25T</i>
外观尺寸 <i>Dimension</i>	<i>Shown As Mechanical Drawings</i>
标示 <i>Marking</i>	<i>Shown As Mechanical Drawings</i>
膜片厚度 <i>Mylar Thickness</i>	<i>0.075mm</i>
磁铁 <i>Magnet</i>	<i>11 × 1.5Hmm</i>
音圈 <i>Voice Coil</i>	<i>11.75 × 0.07 × 8 Ω × 2.3H</i>
阻抗 <i>Nominal Impedance</i>	<i>8 Ω ± 15% At 1.0KHz</i>
额定输入功率 <i>Rated Input Power</i>	<i>1-5W</i>
最大输入功率 <i>Max. Input Power</i>	<i>3W</i>
输出音压 <i>Mean Sound Pressure Level(S.P.L)</i>	<i>89 ± 3dB By 0.1W/0.1M at 0.8, 1.0, 1.2, 1.5KHz AVG.</i>
有效频宽 <i>Frequency Range</i>	<i>500~5000Hz</i>
失真率 <i>Distortion</i>	<i>5%Maximum At 0.89V Rated Input At 1.0KHz/Nom Power</i>
异常音试验电压 <i>Buzzes&Rattles</i>	<i>2.83V</i>
最低共振频率 <i>Lowest Resonanve Frequency(F0)</i>	<i>450Hz ± 15%</i>
负载测试 <i>Load Test</i>	<i>White Noise 0.2W, 24Hrs</i>
净重量 <i>Net Weight</i>	<i>9.85g</i>
工作温度 <i>Operation Temperature</i>	<i>-20 °C ~ +50 °C</i>
存储温度 <i>Storage Temperature</i>	<i>-25 °C ~ +60 °C</i>
极性 <i>Polarity</i>	<i>Diaphragm Shall Move Forward When Applies A Positive DC. Current To The "+" Or Marked On Terminal</i>

2.产品外观 *Product Outside View*

单位 *Unit: mm*

公差 *Tolerance: ±0.2mm*



NO.	材料 <i>PARTAME</i>	材质 <i>MATERIAL</i>	数量 <i>QTY</i>
1	胶壳 <i>Frame</i>	SPCC	1
2	磁铁 <i>Magnet</i>	Nd-Fe-B	1
3	华司 <i>Washer</i>	SPCC	1
4	PCB 板 <i>Terminal</i>	FR-4	1
5	音圈 <i>Voice Coil</i>	Cu	1
6	振动膜 <i>Diaphragm</i>	PET	1
7	垫圈 <i>Gasket</i>	PAPER	1
8	引线 <i>Wire</i>	UL1007 26#	DO1.3

1

3.可靠性试验 **RELIABILITY TEST**

试验项目 <i>ITEM</i>	测试方法 <i>METHOD OF TEST</i>	标准 <i>STANDARD</i>
高温试验 <i>Dry Heat Test</i>	+55℃±2℃, 96h, 恢复 2 小时后测量 <i>After being placed in a chamber with +55±2℃ for 96 hours and then being placed in natural condition for 2 hours, sounder shall be measured.</i>	试验后所有指标都符合要求 <i>All specification must be satisfied after the test.</i>
低温试验 <i>Cold Test</i>	-25℃±2℃, 96h, 恢复 2 小时后测量 <i>After being placed in a chamber with -25±2℃ for 96 hours and then being placed in natural condition for 2 hours, sounder shall be measured.</i>	试验后所有指标都符合要求 <i>All specification must be satisfied after the test.</i>
恒定湿热试验 <i>Humidity Test</i>	将产品置于+40℃±5℃, 相对湿度保持在 95%中的环境中放置 96h, 恢复 2 小时后测量。 (见图 FIG.1) <i>After being placed in a chamber with, 95%R.H. at +40℃±5℃ for 96 hours and then being placed in natural condition for 2 hours, sounder shall be measured.</i> (Attached FIG.1)	试验后所有指标都符合要求 <i>All specification must be satisfied after the test.</i>
温度循环试验 <i>Temperature Cycle Test</i>	产品在-25℃的试验箱和温度为+55℃的试验箱各放置 30 分钟, 为一次温度循环。产品承受 5 次温度循环后, 放置 2h 后进行测量(见图 FIG.2) <i>After being placed in a chamber at -25℃±5℃ for 30 minutes, sounder shall be placed at room temperature(+20℃). After 15 minutes at this temperature, sounder shall be placed in a chamber at +55℃±5℃. After 30 minutes at this temperature, sounder shall be returned to room temperature(+20℃) for 15 minutes. After 5 above cycles, sounder shall be measured after being placed in natural condition for 2 hours. (Attached FIG.2)</i>	试验后所有指标都符合要求 <i>All specification must be satisfied after the test</i>
振动试验 <i>Vibration Test</i>	频率 10-55-10(Hz), 单振幅: 1.5 (mm) 扫频时间 1min ,X,Y,Z 各方向 2 小时 (共 6 小时) (见图 FIG.3) <i>Sounder shall be measured after being applied vibration of amplitude of 1.5mm with 10-55Hz band of vibration frequency . Make this text for directions of X,Y,Z for 2Hrs each (Total 6Hrs)Sweep time is 1 minute. (Attached FIG.3)</i>	试验后所有指标都符合要求 <i>All specification must be satisfied after the test.</i>
跌落试验 <i>Drop Test</i>	於水泥地面上高度 1 公尺处, 依包装实体一角三棱作自由落体试验, 试验结束后包装外观无大改变, 内部喇叭外观和电性能符合要求。 <i>The speaker inside the packing must be OK after text. Direction of drop:1 corner,3 edges and 6 faces. Height:1 meter.</i>	试验后所有指标都符合要求 <i>All specification must be satisfied after the test.</i>
负载试验 <i>Load Test</i>	白噪音 0.2W, 连续 24 小时, 恢复 2 小时后外观、电性能符合要求 <i>Noise: White noise(EIA filter)</i> <i>Power: 2W</i> <i>Duration: 24hours</i>	试验后所有指标都符合要求 <i>All specification must be satisfied after the test.</i>

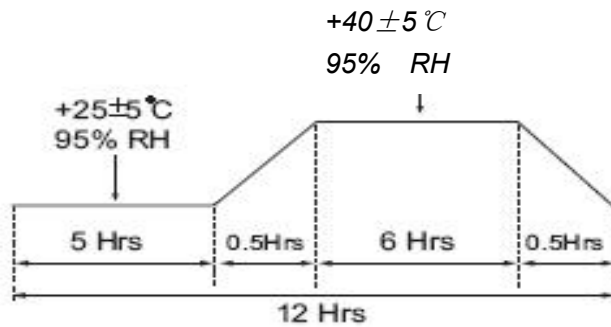


FIG.1

将产品置于+40℃±5℃，相对湿度保持在95%的环境中放置96h，恢复2小时后测量。
After being placed in a chamber with, 95%R.H. at +40 °C ± 5 °C for 96h and then being placed in natural condition for 2 hours, sounder shall be measured.

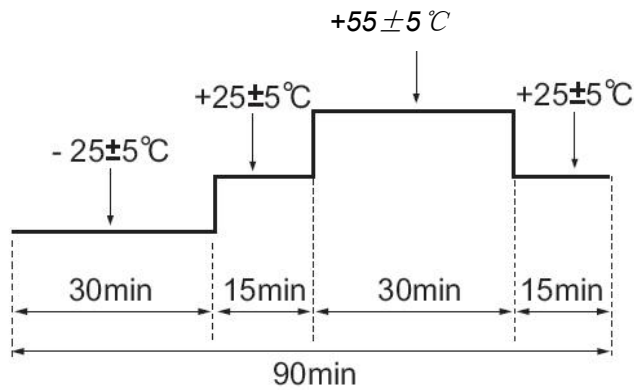
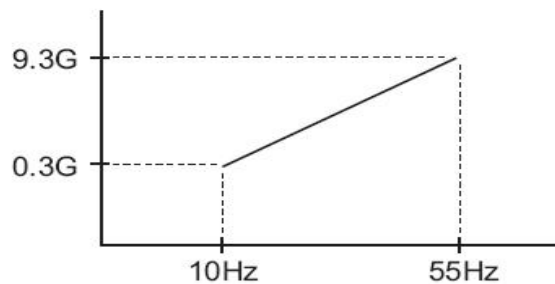


FIG.2

产品在-25℃的试验箱和温度为+55℃的试验箱各放置30分钟，为一次温度循环。产品承受5次温度循环后，放置2h后进行测量

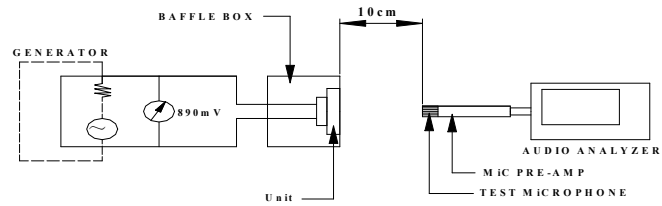
After being placed in a chamber at -25 °C ± 5 °C for 30 minutes, sounder shall be placed at room temperature(+20 °C). After 15 minutes at this temperature, sounder shall be placed in a chamber at +55 °C ± 5 °C. After 30 minutes at this temperature, sounder shall be returned to room temperature(+20 °C) for 15 minutes. After 5 above cycles, sounder shall be measured after being placed in natural condition for 2



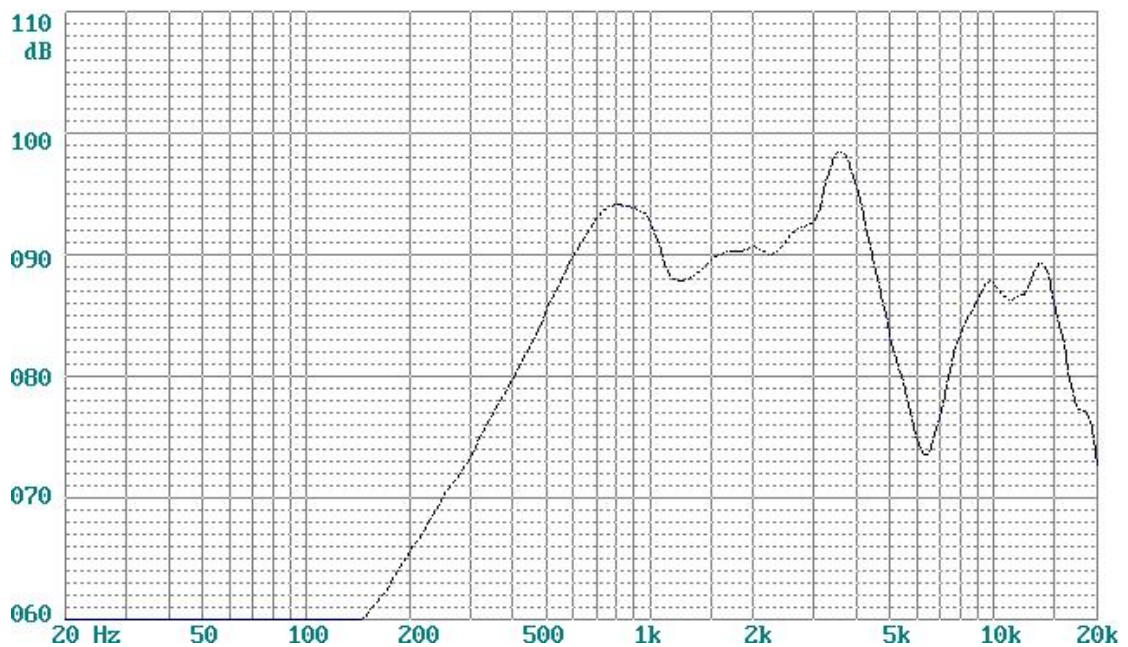
hours. **FIG.3**

频率10-55-10(Hz)，单振幅：1.5 (mm) 扫频时间1min，X, Y, Z各方向2小时（共6小时）
Sounder shall be measured after being applied vibration of amplitude of 1.5mm with 10-55Hz band of vibration frequency. Make this text for directions of X,Y,Z for 2Hrs each (Total 6Hrs) Sweep time is 1 minute.

4.测试原理图 *Measuring Circuit*



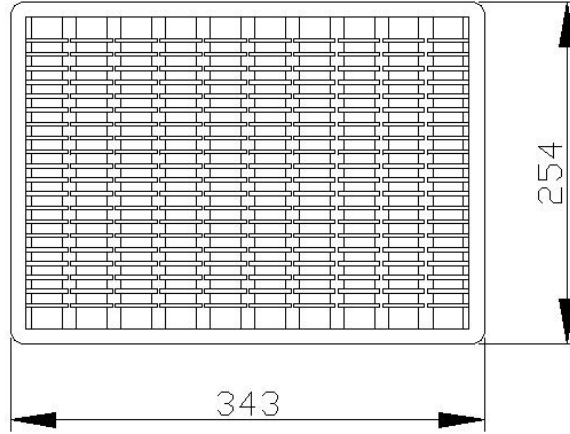
5.频响曲线 *Frequency Response Curve*



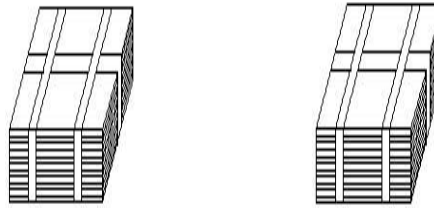
6.正常测试条件 *Normal Test Conditions*

温度 *Temperature*: $17^{\circ}\text{C} \sim 25^{\circ}\text{C}$
湿度 *Relative Humidity*: $45\% \sim 85\%(\text{RH})$
气压 *Air Pressure*: $86\text{KPa} \sim 106\text{KPa}$
判断测试条件 *Judgment Test Conditions*
温度 *Temperature*: $20 \pm 2^{\circ}\text{C}$
湿度 *Relative Humidity*: $60\% \sim 70\%(\text{RH})$
气压 *Air Pressure*: $86\text{KPa} \sim 106\text{Kpa}$

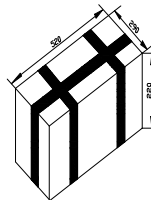
7. 包装方法 *Packing Method*



100PCS speaker in per tray



2000 PCS speaker



X-ON Electronics

Largest Supplier of Electrical and Electronic Components

Click to view similar products for [Speakers & Transducers](#) category:

Click to view products by [INGHAI](#) manufacturer:

Other Similar products are found below :

[FC-30814-P127](#) [AS02832MR-2-R](#) [PB-1220PE](#) [PB-2015PQ](#) [SWFK-31736-000](#) [PT-2065FW](#) [PT-4175W](#) [PB-0927PQ](#) [BF-9778-000](#) [MBS](#)
[3000-1811-A1AB08-0](#) [SMS2020-08H4.5](#) [LF](#) [BDT1717-08H6.5W56MLF](#) [AS03608MR-LW100-R](#) [SP570445-4](#) [FS7033NB0830-H15.5-R01](#)
[FS7833NB0830-H19.0-R01](#) [FS77DS0850-H24-R01](#) [GSPK5010TN-4R2W](#) [GSPK5010TN-4R3W](#) [KLJ-1504R8W0.5-L44](#) [FS7423NB0430-](#)
[H10.0](#) [FS66W04100-H31](#) [FS45DS0880-H24.8-R02](#) [FS32NS0820-H5.8-R01](#) [FS2112NB0807-H7.0-R01](#) [FS3520NS0820-H7.9-P1.25-L60](#)
[FS50DS0430-H13.3-R24](#) [FS3411P08-H4.0](#) [FS26NS0820-H4.9-R01](#) [FS14430NB0880-H30-R01](#) [FS5835DS0850-H19.4-R01](#) [FS2011NB0807-](#)
[H3.9-R01](#) [FS28DS0820-H9.4-R01](#) [FS40DS0830-H11.2-P2.0-L100](#) [FS28DS0830-H15.3](#) [FS3525NS0820-H5.5-R01](#) [FS5035NB0820-H26.8-](#)
[R01](#) [FS3915NB0808-H11.5-R01](#) [FS3020NB0808-H4.0-R01](#) [FS3616NB0808-H10-R01](#) [FS3514NB0808-H6.0-R01](#) [FS40DS0450-H18.3](#)
[FS3411P04-H4.0](#) [FS50DS0830-H12.7](#) [PEI](#) [FS7033NB0430-H15.5-R01](#) [FS3020NB0805-H4.1-R01](#) [FS4020NB0410-H6.6-R01](#)
[FS4020NB0820-H8.5-R01](#) [FS23DS0420-H10.2-P1.25-L60](#) [FS50DS0830-H13.3-R24](#)