

Test Probe

GKS-001 201 075 A 1500

Item GKS-001-0008




ingun[®]

Partner for Future Technology

- Robust, compact design for harsh ICT/FCT applications with limited space
- For optimum contact at the test points (e.g. pads, vias, and pins), various tip styles in different diameters and finishes, as well as various spring forces are available. spring forces.

INGUN SELECTION



1:1

Test Probe

GKS-001 201 075 A 1500

Item GKS-001-0008



GO TO PRODUCT


ingun[®]

Partner for Future Technology

General data

Product group	ICT / FCT (in-circuit test and function test)
Sub-product group	Short/robust GKS
Series	GKS-001
Grid	1.91 mm [75 mil]
Contacting from	Pad
Magnetic	Yes
Installation type	Plug-in
Quick-exchange system	Yes
Adjustable installation height	No
Non-rotating	No
Compatible receptacle(s)	KS-001
Min. temperature	- 40 °C [- 104 °F]
Max. temperature	+ 80 °C [+ 176 °F]
RoHS-compliant	Yes

INGUN SELECTION

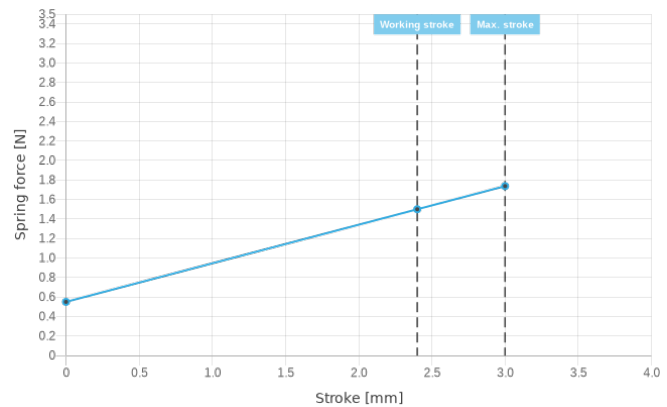


Electrical data

Current load capacity / rated current	3 A
Typical resistance (Ri)	<20 mOhm

Mechanical data

Total length	17 mm [.669 in]
Barrel diameter	1 mm [.039 in]
Maximum stroke	3 mm [.118 in]
Spring pre-load	0.55 N [1.97 ozf]
Collar height	00
Spring force at working stroke	1.5 N [5.39 ozf]
Recommended working stroke	2.4 mm [.094 in]



Tip style data

Tip style	01 30° needle tip, self-cleaning
Tip diameter	0.75 mm [.029 in]
Tip style surface	A gold
Tip style material	2 steel

INGUN Prüfmittelbau GmbH

Max-Stromeyer-Straße 162
78467, Constance, Germany
Phone +49 7531 8105-0
Customer hotline +49 7531 8105-888
Fax +49 7531 8105-65
info@ingun.com



Prices and delivery times on request.
Technical changes reserved. 11/22 EN

Weitere Informationen zum Thema
ICT/FCT Test probes



X-ON Electronics

Largest Supplier of Electrical and Electronic Components

Click to view similar products for [Contact Probes](#) category:

Click to view products by [INGUN](#) manufacturer:

Other Similar products are found below :

[CT5253](#) [S-4-C-5-G S/C](#) [SS-75-B-2.4-G](#) [ICT-100-J-17-G](#) [300106-000-1103](#) [ICT-100-A-8-G S/C](#) [ICT-075-B-10-G-S S/C](#) [S-2-D-8.3-G D/C](#)
[ICT-100-T-8-G S/C](#) [GSS-4-7-G](#) [S-0-B9-2.5-G S/C](#) [SS-40-J-2.4-G D/C](#) [S-0-V-3.7-G S/C](#) [SX-1-U-6.6-G D/C](#) [SS-50-J-5.1-G S/C](#) [SS-40-J-1.8-](#)
[G-N/L D/C](#) [SS-3-7-G S/C W/HOLE .373 OAL](#) [SS-10-7-G S/C W/HOLE .373 OAL](#) [SS-1-7-G S/C W/HOLE .385 OAL](#) [SHE-5-H-18.7-G](#)
[SHE-5-B-18.7-G](#) [SHE-3-A-7-G](#) [SH-4-A-10-G S/C](#) [S-50C-HS-4.3-DG-S](#) [S-5-F-8-G S/C SS SPGS](#) [S-5-F-16.4-G S/C](#) [S-4-K-5-G S/C](#) [S-4-E-5-](#)
[D S/C](#) [S-2-J-8.3-G D/C](#) [S-2-E-10-D D/C](#) [S-2-A-10-D D/C](#) [S-100-UR-5.5-G-S](#) [S-100-T-8-RT](#) [S-100-J-17-G](#) [S-100-HK-10-G](#) [S-100-D-6.7-G](#)
[S-100-B-3.5-G-S](#) [S-100-B-3.5-G](#) [S-1-U-6.6-D D/C .670 OAL](#) [S-1-A-6.6-D D/C .670 OAL](#) [S-075-S-3.8-RT](#) [S-075-J-3-G](#) [S-075-B-3-G](#) [S-075-](#)
[A-7-G](#) [S-00-U-1.6-G D/C SS SPG](#) [S-00-ES-2-G D/C](#) [S-0-U-3.7-D S/C](#) [RX-100-SC](#) [RH-100-WW-429](#) [QUAD-0C-12-1](#)