

Spring-loaded test probe

GKS-069 201 051 N 0700

Item GKS-069-0002



GO TO PRODUCT

ingun®

Partner for Future Technology

General data

Product group	ICT / FCT (in-circuit test and function test)
Sub-product group	Fine-pitch
Series	GKS-069
Grid	1.27 mm [50 mil]
Contacting from	Pad
Magnetic	Yes
Installation type	Plug-in
Quick-exchange system	Yes
Adjustable installation height	No
Non-rotating	No
Compatible receptacle(s)	KS-069
Min. temperature	- 40 °C [- 104 °F]
Max. temperature	+ 80 °C [+ 176 °F]
RoHS-compliant	RoHS-3;6a

Electrical data


Current load capacity / rated current	3 A
Typical resistance (Ri)	<20 mOhm

Mechanical data

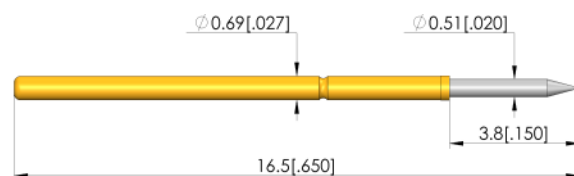
Total length	16.5 mm [.649 in]
Barrel diameter	0.69 mm [.027 in]
Maximum stroke	2.8 mm [.110 in]
Spring pre-load	0.42 N [1.51 ozf]
Collar height	00
Spring force at working stroke	0.7 N [2.51 ozf]
Recommended working stroke	2.2 mm [.086 in]

Tip style data

Tip style	01 30° needle tip, self-cleaning
Tip diameter	0.51 mm [.020 in]
Tip style surface	N nickel
Tip style material	2 steel



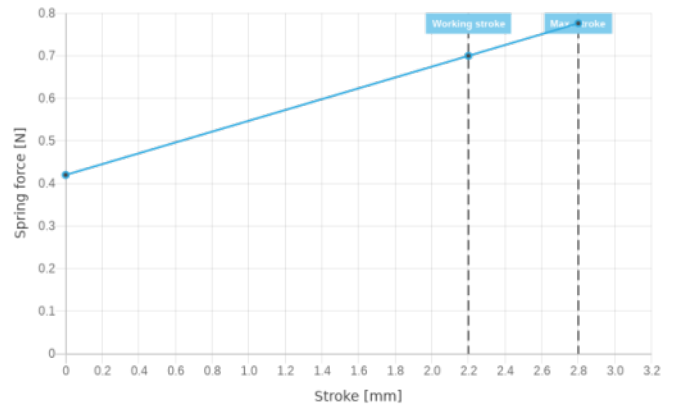
1:1



Spring-loaded test probe
GKS-069 201 051 N 0700
Item GKS-069-0002



ingun[®]
Partner for Future Technology



INGUN Prüfmittelbau GmbH

Max-Stromeyer-Straße 162
78467, Constance, Germany
Phone +49 7531 8105-0
Customer hotline +49 7531 8105-888
Fax +49 7531 8105-65
info@ingun.com



Prices and delivery times on request.
Technical changes reserved. 08/23 EN

Learn more about
ICT/FCT Test probes



X-ON Electronics

Largest Supplier of Electrical and Electronic Components

Click to view similar products for [Contact Probes](#) category:

Click to view products by [INGUN](#) manufacturer:

Other Similar products are found below :

[CT5253](#) [S-4-C-5-G S/C](#) [SS-75-B-2.4-G](#) [ICT-100-J-17-G](#) [300106-000-1103](#) [ICT-100-A-8-G S/C](#) [ICT-075-B-10-G-S S/C](#) [S-2-D-8.3-G D/C](#)
[ICT-100-T-8-G S/C](#) [GSS-4-7-G](#) [S-0-B9-2.5-G S/C](#) [SS-40-J-2.4-G D/C](#) [S-0-V-3.7-G S/C](#) [SX-1-U-6.6-G D/C](#) [SS-50-J-5.1-G S/C](#) [SS-40-J-1.8-](#)
[G-N/L D/C](#) [SS-3-7-G S/C W/HOLE .373 OAL](#) [SS-10-7-G S/C W/HOLE .373 OAL](#) [SS-1-7-G S/C W/HOLE .385 OAL](#) [SHE-5-H-18.7-G](#)
[SHE-5-B-18.7-G](#) [SHE-3-A-7-G](#) [SH-4-A-10-G S/C](#) [S-50C-HS-4.3-DG-S](#) [S-5-F-8-G S/C SS SPGS](#) [S-5-F-16.4-G S/C](#) [S-4-K-5-G S/C](#) [S-4-E-5-](#)
[D S/C](#) [S-2-J-8.3-G D/C](#) [S-2-E-10-D D/C](#) [S-2-A-10-D D/C](#) [S-100-UR-5.5-G-S](#) [S-100-T-8-RT](#) [S-100-J-17-G](#) [S-100-HK-10-G](#) [S-100-D-6.7-G](#)
[S-100-B-3.5-G-S](#) [S-100-B-3.5-G](#) [S-1-U-6.6-D D/C .670 OAL](#) [S-1-A-6.6-D D/C .670 OAL](#) [S-075-S-3.8-RT](#) [S-075-J-3-G](#) [S-075-B-3-G](#) [S-075-](#)
[A-7-G](#) [S-00-U-1.6-G D/C SS SPG](#) [S-00-ES-2-G D/C](#) [S-0-U-3.7-D S/C](#) [RX-100-SC](#) [RH-100-WW-429](#) [QUAD-0C-12-1](#)