

Spring-loaded test probe

GKS-100 214 080 A 2000

Item GKS-100-0090




ingun[®]

Partner for Future Technology

- Well-established test probes for contacting PCBs
- For optimal contact to the test points (e.g. pads, vias, and pins), various tip styles with various diameters and finishes are available.
- Various spring forces available as well as versions with stainless steel springs suitable for high temperatures
- Used for setting the optimum stroke conditions in the test fixture, various installation heights can be achieved by combining test probes and receptacles

INGUN SELECTION



Spring-loaded test probe

GKS-100 214 080 A 2000

Item GKS-100-0090



GO TO PRODUCT

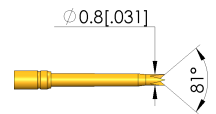
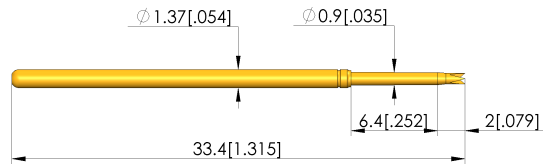
ingun®

Partner for Future Technology

General data

| | |
|--------------------------------|---|
| Product group | ICT / FCT (in-circuit test and function test) |
| Sub-product group | Standard stroke test probe |
| Series | GKS-100 |
| Grid | 2.54 mm [100 mil] |
| Contacting from | Pad, Pin, Post |
| Magnetic | Yes |
| Installation type | Plug-in |
| Quick-exchange system | Yes |
| Adjustable installation height | No |
| Non-rotating | No |
| Compatible receptacle(s) | KS-100 |
| Min. temperature | - 40 °C [- 104 °F] |
| Max. temperature | + 80 °C [+ 176 °F] |
| RoHS-compliant | Yes |

INGUN SELECTION



Electrical data

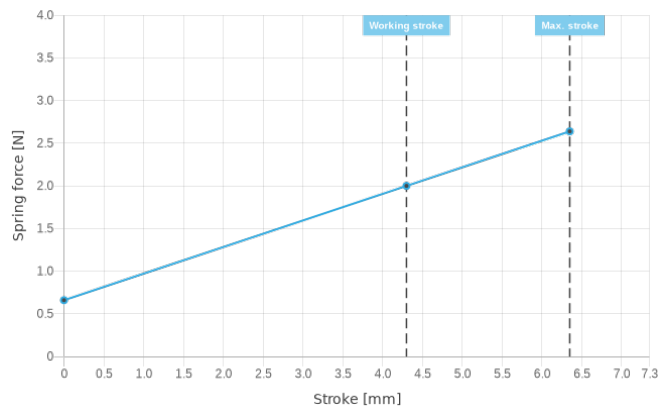
| | |
|---------------------------------------|----------|
| Current load capacity / rated current | 5 A |
| Typical resistance (Ri) | <20 mOhm |

Mechanical data

| | |
|--------------------------------|--------------------|
| Total length | 33.4 mm [1.31 in] |
| Barrel diameter | 1.37 mm [0.053 in] |
| Maximum stroke | 6.35 mm [0.25 in] |
| Spring pre-load | 0.66 N [2.37 ozf] |
| Collar height | 00 |
| Spring force at working stroke | 2 N [7.19 ozf] |
| Recommended working stroke | 4.3 mm [0.169 in] |

Tip style data

| | |
|--------------------|---------------------------------|
| Tip style | 14 4-point crown, self-cleaning |
| Tip diameter | 0.8 mm [0.031 in] |
| Tip style surface | A gold |
| Tip style material | 2 steel |



INGUN Prüfmittelbau GmbH

Max-Stromeyer-Straße 162
78467, Constance, Germany
Phone +49 7531 8105-0
Customer hotline +49 7531 8105-888
Fax +49 7531 8105-65
info@ingun.com



Prices and delivery times on request.
Technical changes reserved. 11/22 EN

Weitere Informationen zum Thema
Test probes



X-ON Electronics

Largest Supplier of Electrical and Electronic Components

Click to view similar products for [Contact Probes](#) category:

Click to view products by [INGUN](#) manufacturer:

Other Similar products are found below :

[CT5253](#) [S-4-C-5-G S/C](#) [SS-75-B-2.4-G](#) [ICT-100-J-17-G](#) [300106-000-1103](#) [ICT-100-A-8-G S/C](#) [ICT-075-B-10-G-S S/C](#) [S-2-D-8.3-G D/C](#)
[ICT-100-T-8-G S/C](#) [GSS-4-7-G](#) [S-0-B9-2.5-G S/C](#) [SS-40-J-2.4-G D/C](#) [S-0-V-3.7-G S/C](#) [SX-1-U-6.6-G D/C](#) [SS-50-J-5.1-G S/C](#) [SS-40-J-1.8-](#)
[G-N/L D/C](#) [SS-3-7-G S/C W/HOLE .373 OAL](#) [SS-10-7-G S/C W/HOLE .373 OAL](#) [SS-1-7-G S/C W/HOLE .385 OAL](#) [SHE-5-H-18.7-G](#)
[SHE-5-B-18.7-G](#) [SHE-3-A-7-G](#) [SH-4-A-10-G S/C](#) [S-50C-HS-4.3-DG-S](#) [S-5-F-8-G S/C SS SPGS](#) [S-5-F-16.4-G S/C](#) [S-4-K-5-G S/C](#) [S-4-E-5-](#)
[D S/C](#) [S-2-J-8.3-G D/C](#) [S-2-E-10-D D/C](#) [S-2-A-10-D D/C](#) [S-100-UR-5.5-G-S](#) [S-100-T-8-RT](#) [S-100-J-17-G](#) [S-100-HK-10-G](#) [S-100-D-6.7-G](#)
[S-100-B-3.5-G-S](#) [S-100-B-3.5-G](#) [S-1-U-6.6-D D/C .670 OAL](#) [S-1-A-6.6-D D/C .670 OAL](#) [S-075-S-3.8-RT](#) [S-075-J-3-G](#) [S-075-B-3-G](#) [S-075-](#)
[A-7-G](#) [S-00-U-1.6-G D/C SS SPG](#) [S-00-ES-2-G D/C](#) [S-0-U-3.7-D S/C](#) [RX-100-SC](#) [RH-100-WW-429](#) [QUAD-0C-12-1](#)