

Spring-loaded test probe

GKS-503 206 180 R 1502 M

Item GKS-503-0055



GO TO PRODUCT

ingun[®]

Partner for Future Technology

General data

Product group	Screw-in test probe
Sub-product group	Screw-in test probe
Series	GKS-503 M screw-in
Grid	4 mm [157 mil]
Contacting from	Pin, Post, Flat contact
Magnetic	Yes
Installation type	Screw-in
Quick-exchange system	No
Type of test probe connection	Plug
Adjustable installation height	No
Non-rotating	No
Continuous plunger	ø1,4 x 5,0
Screw-in torque	10 - 20 cNm [.885 - 1.77 lbf·in]
Compatible connector(s)	SE-503
Compatible receptacle(s)	KS-500 M
Min. temperature	- 40 °C [- 104 °F]
Max. temperature	+ 80 °C [+ 176 °F]
RoHS-compliant	RoHS-3;6a;6c

Electrical data

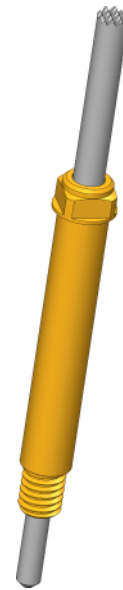
Current load capacity / rated current	5 A
Current rating, connection on plunger	12 A
Typical resistance (Ri)	<30 mOhm
Typical resistance (Ri), connection on plunger	<10 mOhm

Mechanical data

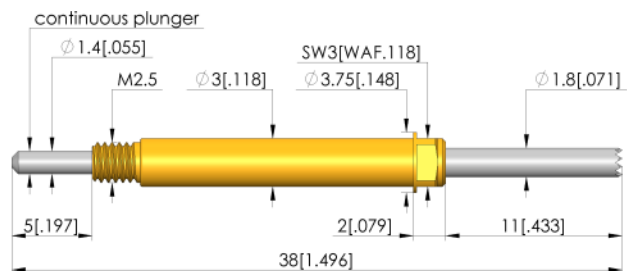
Total length	38 mm [1.49 in]
Barrel diameter	3 mm [.118 in]
Maximum stroke	7 mm [.275 in]
Spring pre-load	0.45 N [1.61 ozf]
Collar height	.02
Spring force at working stroke	1.5 N [5.39 ozf]
Recommended working stroke	5.6 mm [.220 in]

Tip style data

Tip style	06 serrated
Tip diameter	1.8 mm [.070 in]
Tip style surface	R rhodium
Tip style material	2 steel



1:1



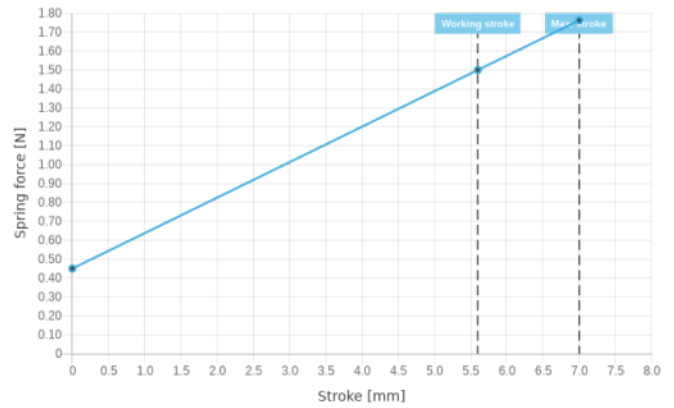
Spring-loaded test probe

GKS-503 206 180 R 1502 M

Item GKS-503-0055



ingun[®]
Partner for Future Technology



INGUN Prüfmittelbau GmbH

Max-Stromeyer-Straße 162
78467, Constance, Germany
Phone +49 7531 8105-0
Customer hotline +49 7531 8105-888
Fax +49 7531 8105-65
info@ingun.com



Prices and delivery times on request.
Technical changes reserved. 11/23 EN

Learn more about
Screw-in test probe



X-ON Electronics

Largest Supplier of Electrical and Electronic Components

Click to view similar products for [Contact Probes](#) category:

Click to view products by [INGUN](#) manufacturer:

Other Similar products are found below :

[CT5253](#) [S-4-C-5-G S/C](#) [SS-75-B-2.4-G](#) [ICT-100-J-17-G](#) [300106-000-1103](#) [ICT-100-A-8-G S/C](#) [ICT-075-B-10-G-S S/C](#) [S-2-D-8.3-G D/C](#)
[ICT-100-T-8-G S/C](#) [GSS-4-7-G](#) [S-0-B9-2.5-G S/C](#) [SS-40-J-2.4-G D/C](#) [S-0-V-3.7-G S/C](#) [SX-1-U-6.6-G D/C](#) [SS-50-J-5.1-G S/C](#) [SS-40-J-1.8-](#)
[G-N/L D/C](#) [SS-3-7-G S/C W/HOLE .373 OAL](#) [SS-10-7-G S/C W/HOLE .373 OAL](#) [SS-1-7-G S/C W/HOLE .385 OAL](#) [SHE-5-H-18.7-G](#)
[SHE-5-B-18.7-G](#) [SHE-3-A-7-G](#) [SH-4-A-10-G S/C](#) [101057-001-952](#) [S-50C-HS-4.3-DG-S](#) [S-5-F-8-G S/C SS SPGS](#) [S-5-F-16.4-G S/C](#) [S-4-K-](#)
[5-G S/C](#) [S-4-E-5-D S/C](#) [S-2-J-8.3-G D/C](#) [S-2-E-10-D D/C](#) [S-2-A-10-D D/C](#) [S-100-UR-5.5-G-S](#) [S-100-T-8-RT](#) [S-100-J-17-G](#) [S-100-HK-10-](#)
[G](#) [S-100-D-6.7-G](#) [S-100-B-3.5-G-S](#) [S-100-B-3.5-G](#) [S-1-U-6.6-D D/C .670 OAL](#) [S-1-A-6.6-D D/C .670 OAL](#) [S-075-S-3.8-RT](#) [S-075-J-3-G](#) [S-](#)
[075-B-3-G](#) [S-075-A-7-G](#) [S-00-U-1.6-G D/C SS SPG](#) [S-00-ES-2-G D/C](#) [S-0-U-3.7-D S/C](#) [RX-100-SC](#) [RH-100-WW-429](#)