

# Switching probe

## SKS-415 353 230 A 2310 E

Item SKS-415-0151



**ingun**<sup>®</sup>

Partner for Future Technology

### General data

Product group	Switching probes
Sub-product group	SKS (pressed-in)
Series	SKS-415 E quick-exchange / plug system
Grid	3.5 mm [137 mil]
Contacting from	Pin, Post
Magnetic	Yes
Installation type	Plug-in
Quick-exchange system	Yes
Type of test probe connection	Plug
Adjustable installation height	No
Non-rotating	No
Compatible connector(s)	SE-415 KS, SE-502
Compatible receptacle(s)	KS-113 23
Min. temperature	- 40 °C [- 104 °F]
Max. temperature	+ 80 °C [+ 176 °F]
RoHS-compliant	RoHS-3;6c

### Electrical data


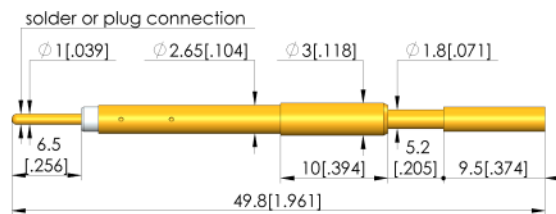

Current load capacity / rated current	5 A
Typical resistance (Ri)	<100 mOhm

### Mechanical data

Total length	50 mm [1.96 in]
Barrel diameter	2.65 mm [.104 in]
Maximum stroke	5.2 mm [.204 in]
Spring pre-load	0.5 N [1.79 ozf]
Collar height	10
Switch path	1.7 mm [.066 in]
Switching point	23 mm [.905 in]
Spring force at switching point	0.9 N [3.23 ozf]

### Tip style data

Tip style	53 inverse cone, special length
Tip diameter	2.3 mm [.090 in]
Tip style surface	A gold
Tip style material	3 CuBe



### INGUN Prüfmittelbau GmbH

Max-Stromeyer-Straße 162  
78467, Constance, Germany  
Phone +49 7531 8105-0  
Customer hotline +49 7531 8105-888  
Fax +49 7531 8105-65  
info@ingun.com



Prices and delivery times on request.  
Technical changes reserved. 12/23 EN

Learn more about  
Test probes



## X-ON Electronics

Largest Supplier of Electrical and Electronic Components

*Click to view similar products for [Contact Probes](#) category:*

*Click to view products by [INGUN](#) manufacturer:*

Other Similar products are found below :

[CT5253](#) [S-4-C-5-G S/C](#) [SS-75-B-2.4-G](#) [ICT-100-J-17-G](#) [300106-000-1103](#) [ICT-100-A-8-G S/C](#) [ICT-075-B-10-G-S S/C](#) [S-2-D-8.3-G D/C](#)  
[ICT-100-T-8-G S/C](#) [GSS-4-7-G](#) [S-0-B9-2.5-G S/C](#) [SS-40-J-2.4-G D/C](#) [S-0-V-3.7-G S/C](#) [SX-1-U-6.6-G D/C](#) [SS-50-J-5.1-G S/C](#) [SS-40-J-1.8-](#)  
[G-N/L D/C](#) [SS-3-7-G S/C W/HOLE .373 OAL](#) [SS-10-7-G S/C W/HOLE .373 OAL](#) [SS-1-7-G S/C W/HOLE .385 OAL](#) [SHE-5-H-18.7-G](#)  
[SHE-5-B-18.7-G](#) [SHE-3-A-7-G](#) [SH-4-A-10-G S/C](#) [101057-001-952](#) [S-50C-HS-4.3-DG-S](#) [S-5-F-8-G S/C SS SPGS](#) [S-5-F-16.4-G S/C](#) [S-4-K-](#)  
[5-G S/C](#) [S-4-E-5-D S/C](#) [S-2-J-8.3-G D/C](#) [S-2-E-10-D D/C](#) [S-2-A-10-D D/C](#) [S-100-UR-5.5-G-S](#) [S-100-T-8-RT](#) [S-100-J-17-G](#) [S-100-HK-10-](#)  
[G](#) [S-100-D-6.7-G](#) [S-100-B-3.5-G-S](#) [S-100-B-3.5-G](#) [S-1-U-6.6-D D/C .670 OAL](#) [S-1-A-6.6-D D/C .670 OAL](#) [S-075-S-3.8-RT](#) [S-075-J-3-G](#) [S-](#)  
[075-B-3-G](#) [S-075-A-7-G](#) [S-00-U-1.6-G D/C SS SPG](#) [S-00-ES-2-G D/C](#) [S-0-U-3.7-D S/C](#) [RX-100-SC](#) [RH-100-WW-429](#)