



LFS1107

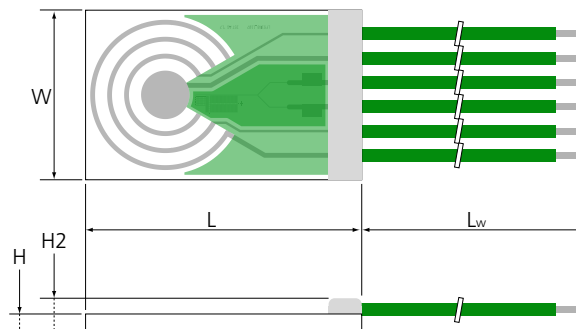
Conductivity Sensor

For various conductivity measurement applications

Benefits & Characteristics

- Very wide conductivity range
- Small size
- Integrated RTD for temperature measurement and/or compensation
- 4 electrode measurement
- Circular electrodes

Illustration¹⁾



1) For actual size, see dimensions

Technical Data

Conductivity range ^{2):*}	10 $\mu\text{S}/\text{cm}$ to 200 mS/cm	
Cell constant ^{2):*}	typical 0.42 cm^{-1}	
Measurement frequency range:	100 Hz to 300 Hz	
Maximum excitation voltage (between pin 2 and pin 6):	< 0.7 Vpp (Electrolysis of the analyte has to be avoided. Max. voltage depends on the solution)	
Operating temperature range ^{3):}	-30 °C to +100 °C	
Temperature sensor:*	Pt1000	
Temperature coefficient (Pt1000):	3850 ppm/K	
Measuring current (Pt1000) ^{4):}	0.3 mA	
Temperature sensor accuracy (dependent on temperature range):*	IST AG reference	
	IEC 60751 F0.3	B
	IEC 60751 F0.6	C
Connection:*	Cu/Ag-wires, PTFE-insulated, AWG 30 Pt/Ni-wires, \varnothing 0.2 mm	



Temperature dependence of resistivity:

-50 °C to 0 °C

0 °C to 150 °C

according to IEC 60751:

$$R(T) = R_0 \times (1 + A \times T + B \times T^2 + C \times (T-100) \times T^3)$$

$$R(T) = R_0 \times (1 + A \times T + B \times T^2)$$

$$A = 3.9083 \times 10^{-3} \text{ } ^\circ\text{C}^{-1}$$

$$B = -5.775 \times 10^{-7} \text{ } ^\circ\text{C}^{-2}$$

$$C = -4.183 \times 10^{-12} \text{ } ^\circ\text{C}^{-4}$$

R_0 = resistance value in Ω at $T = 0 \text{ } ^\circ\text{C}$

T = temperature in accordance with ITS90

Storage temperature:

-20 °C to +100 °C

2) Geometry of the containing chamber or vessel in the final application can affect the cell constant and measurement range. Please contact IST AG for more information.

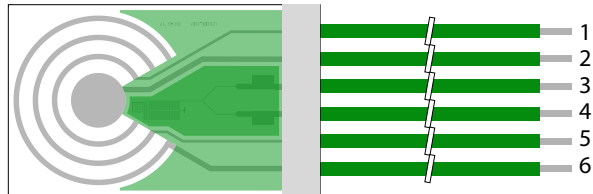
3) Although operating temperature is under 100 °C, the device will temporarily withstand higher temperatures. Contact IST AG for more information.

4) Self-heating must be considered.

Note: Aggressive media can influence the long-term stability. Chemical resistance of the sensor in the end application must be tested by the customer.

* Customer-specific alternatives available


Pin Assignment:



1	2	3	4	5	6
V+	I+	T ₁	T ₂	V-	I-

I: applied current V: measured voltage T: temperature sensor

Product Photo:





Order Information - 2I (Cu/Ag-wires, PTFE-insulated, AWG 30, $L_w = 70 \text{ mm}^*$)

Size	Dimensions (L x W x H / H2 in mm)	F0.3 (class B)	F0.6 (class C)
Nominal resistance: 1000 Ω at 0 °C			
1107	11.4 ± 0.3 x 7 ± 0.3 x 0.63 ± 0.1 / 1.2 ± 0.3	LFS1K0.1107.2I.B.070-6.S	LFS1K0.1107.2I.C.070-6.S
Order code		103866	103867
Former order code		090.00088	090.00089

Order Information - 6W (Pt/Ni-wires, $\varnothing 0.2 \text{ mm}$, $L_w = 10 \text{ mm}^*$)

Size	Dimensions (L x W x H / H2 in mm)	F0.3 (class B)	F0.6 (class C)
Nominal resistance: 1000 Ω at 0 °C			
1107	11.4 ± 0.3 x 7 ± 0.3 x 0.63 ± 0.1 / 1.2 ± 0.3	LFS1K0.1107.6W.B.010-6.S	LFS1K0.1107.6W.C.010-6.S
Order code		103868	103869
Former order code		090.00090	090.00091

* Customer-specific alternatives available



X-ON Electronics

Largest Supplier of Electrical and Electronic Components

Click to view similar products for [Multiple Function Sensor Modules](#) category:

Click to view products by [Innovative Sensor Technology](#) manufacturer:

Other Similar products are found below :

[1000284](#) [1000363](#) [101020932](#) [101020952](#) [101990661](#) [101990662](#) [101990666](#) [101990667](#) [101990668](#) [101990670](#) [101990693](#) [101990792](#)
[114992649](#) [1-2314277-1](#) [1-2314277-2](#) [1-2314291-1](#) [1-2314291-2](#) [20100](#) [20300](#) [20686](#) [20700](#) [2147](#) [2153](#) [22404](#) [22408](#) [22410](#) [22423](#)
[22434](#) [2314277-1](#) [2316851-1](#) [2316851-2](#) [2316852-1](#) [2316852-2](#) [2331211-1](#) [2331211-2](#) [2331211-3](#) [24101](#) [24114](#) [2JCIE-BU01](#) [314990620](#)
[314990621](#) [314990622](#) [314990634](#) [314990735](#) [314990740](#) [314990742](#) [32100](#) [32111](#) [32200](#) [32300](#)