

MIL-STD-1553 TRANSFORMERS

Low Profile 3.3V Pulse Transformers
Ruggedized



These Non-QPL interface transformers are built and tested in AS9100/ISO 9001 approved facilities.

- ⊗ Designed for transceivers utilizing a single supply voltage to 3.3V
- ⊗ Single transformer package
- ⊗ Dual Ratio
- ⊗ Max Reflow Temperature: 225°C
- ⊗ Moisture Sensitivity Level:
 - ⊗ Q1553: Level 1
 - ⊗ SMQ1553, GL1553, DGL1553: Level 3
- ⊗ Applicable Standards:
 - ⊗ MIL-STD-1553B
 - ⊗ MIL-PRF-21038
 - ⊗ MIL-STD-202

Summary Performance Specifications

Drop	20% MAX
Overshoot	±1V MAX
Common Mode Rejection (CMR)	45dB MIN
Frequency Range (no load)	75kHz - 1MHz
Operating & Storage Temperature Range	-55°C to +125°C
Weight	5 grams MAX
Insulation Resistance	10K MΩ MIN @ 250Vdc
Dielectric Withstanding Voltage	100Vrms

Electrical Specifications @ 25°C

Part Number	Terminals	Ratio (±3%)	RDC (Ω MAX)	Impedance (Ω MIN)
Q1553-70	1-3:4-8 1-3:5-7	1CT:3CT 1CT:2.15CT	1-3 = 0.35 4-8 = 3.50	4-8 4000
Q1553-71	1-3:4-8 1-3:5-7	1CT:3.54CT 1CT:2.50CT	1-3 = 0.35 4-8 = 3.50	4-8 4000
SMQ1553-70	1-3:4-8 1-3:5-7	1CT:3CT 1CT:2.15CT	1-3 = 0.35 4-8 = 3.50	4-8 4000
SMQ1553-71	1-3:4-8 1-3:5-7	1CT:3.54CT 1CT:2.50CT	1-3 = 0.35 4-8 = 3.50	4-8 4000
GL1553-70	1-3:4-8 1-3:5-7	1CT:3CT 1CT:2.15CT	1-3 = 0.80 4-8 = 3.50	4-8 4000
GL1553-71	1-3:4-8 1-3:5-7	1CT:3.54CT 1CT:2.50CT	1-3 = 0.80 4-8 = 3.50	4-8 4000
DGL1553-70	1-3:16-13/5-7:12-9 1-3:15-14/5-7:11-10	1CT:3CT 1CT:2.15CT	1-3, 5-7 = 0.80 16-13, 12-9 = 3.50	16-13 & 12-9 4000
DGL1553-71	1-3:16-13/5-7:12-9 1-3:15-14/5-7:11-10	1CT:3.54CT 1CT:2.50CT	1-3, 5-7 = 0.80 16-13, 12-9 = 3.50	16-13 & 12-9 4000

NOTES:

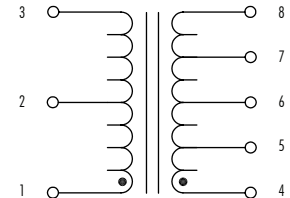
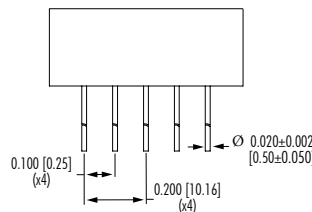
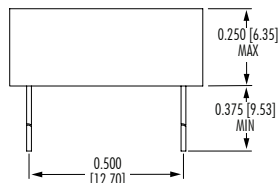
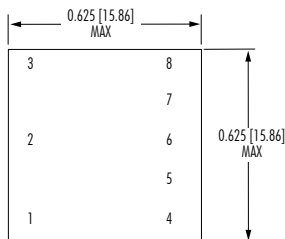
1. Add suffix "NL" for RoHS compliant version; i.e. Q1553-70 becomes Q1553-70NL. NL parts have 100% SN Lead Finish (MSL:4)

Mechanicals

Electrical Schematics

Q1553

Dimensions: inch [mm]
Tolerance (unless otherwise specified): ±0.010 [0.25]



MIL-STD-1553 TRANSFORMERS

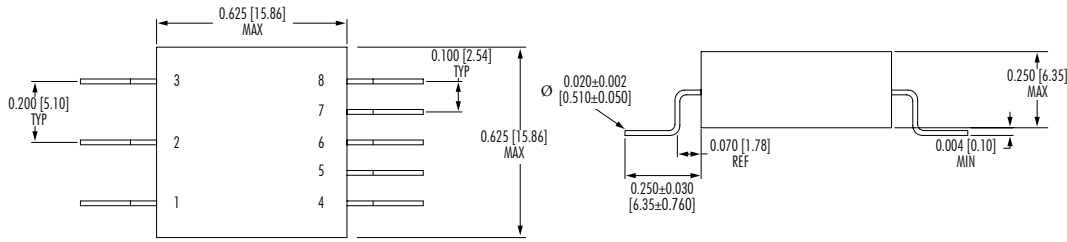
Low Profile 3.3V Pulse Transformers
Ruggedized



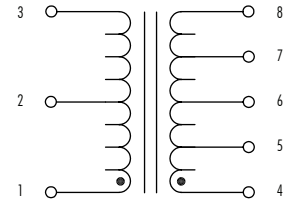
SMQ1553

Mechanicals

Dimensions: inch [mm]
Tolerance (unless otherwise specified): ± 0.010 [0.25]



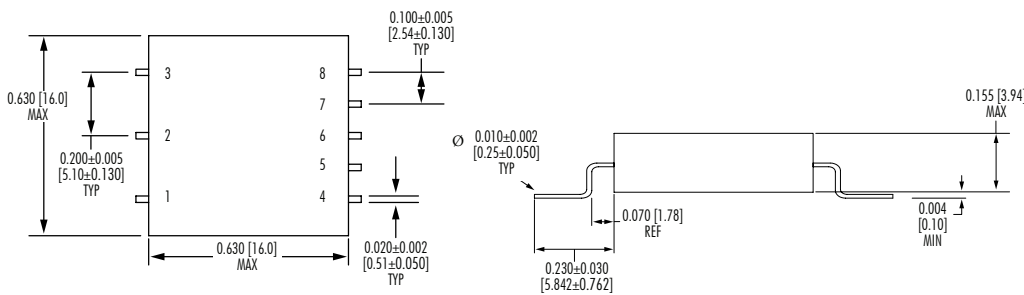
Electrical Schematics



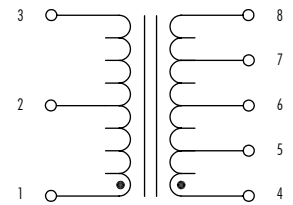
GL1553

Mechanicals

Dimensions: inch [mm]
Tolerance (unless otherwise specified): ± 0.010 [0.25]



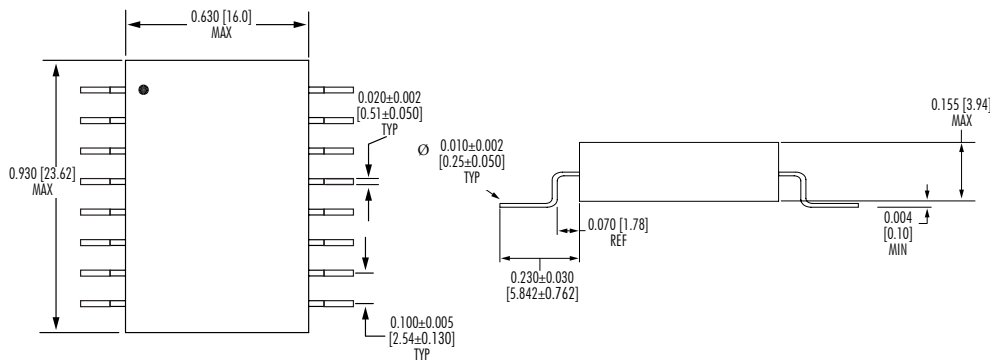
Electrical Schematics



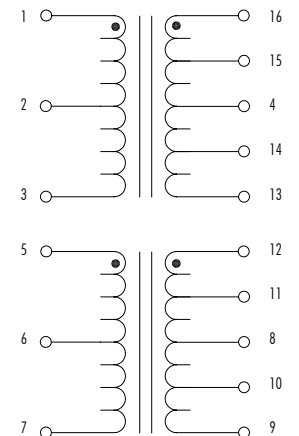
DGL1553

Mechanicals

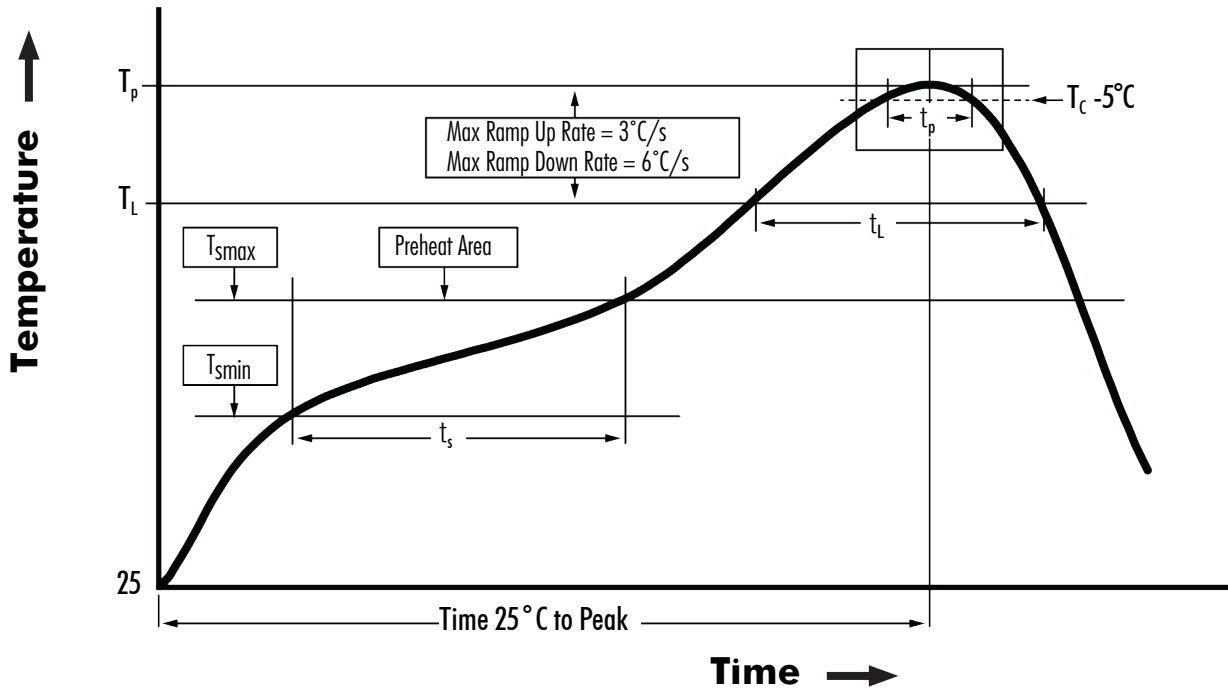
Dimensions: inch [mm]
Tolerance (unless otherwise specified): ± 0.010 [0.25]



Electrical Schematics



Tin/Lead Recommended Reflow Profile (Based on J-STD-020D)



T_{SMIN} (°C)	T_{SMAX} (°C)	T_L (°C)	T_p (°C MAX)	t_s (s)	t_L (s)	t_p (s MAX)	Ramp-up rate (T_L to T_p)	Ramp-down rate (T_p to T_L)	Time 25°C to peak temperature (s MAX)
100	150	183	225	60 - 120	60 - 150	20	3°C/s MAX	6°C/s MAX	360

NOTES:

1. All temperatures measured on the package leads.
2. Maximum number of reflow cycles not to exceed 2.
3. Reflow cycle applies only to surface mount parts.



X-ON Electronics

Largest Supplier of Electrical and Electronic Components

Click to view similar products for [Pulse Transformers](#) category:

Click to view products by [iNRCORE](#) manufacturer:

Other Similar products are found below :

[E4001NLT](#) [1879401-1](#) [IF-18-0269-N](#) [T1042NLT](#) [T1049NL](#) [PE-68023NL](#) [PH0905NL](#) [PT4163S](#) [PT5010](#) [PA0173NLT](#) [CTX02-14608](#) [PE-65457NLT](#) [T60403-D4721-X088](#) [H1183NLT](#) [CTX33-18971-R](#) [HM2108NLT](#) [HM0068ANLT](#) [PG1427.001NLT](#) [750031353](#)
[PH9400.566NLT](#) [PH9400.655ANLT](#) [PH9400.655NLT](#) [PH9385.013NLT](#) [B78307X0001](#) [B78307A2276A003](#) [HX6096FNL](#) [HX6106NLT](#)
[P0926NL](#) [HX6096NL](#) [PA3493NLT](#) [P0585ANL](#) [H1183NL](#) [HU4102NL](#) [PH9385.012NLT](#) [PH9400.111NLT](#) [PH9400.211NLT](#)
[PH9400.233ANLT](#) [SMQC1553-6](#) [78615/9JC-R](#) [SMQ1553-45](#) [Q1553-45](#) [Q1553-22](#) [Q1553-21](#) [PH9400.211ANLT](#) [TGMR-360V6LF](#) [P0544](#)
[PA0264NLT](#) [T60403-D4215-X014](#) [T60403-F4185-X035](#) [CTX02-13400](#)