

inspired LED

12V Flexible LED Strip Lights

Double Ultra Bright



Inspired LED's 12 Volt Double Ultra Bright Flexible Strip Lights are an ideal solution for illuminating garages, workshops, and other areas where "too much" light is just right. Available in custom lengths or 12 meter reels, these unique strips can easily be cut to custom lengths for a quick DIY installation. Energy efficient, long lasting, and dimmable with compatible systems, Inspired LED flex strips are the perfect option for any lighting application!



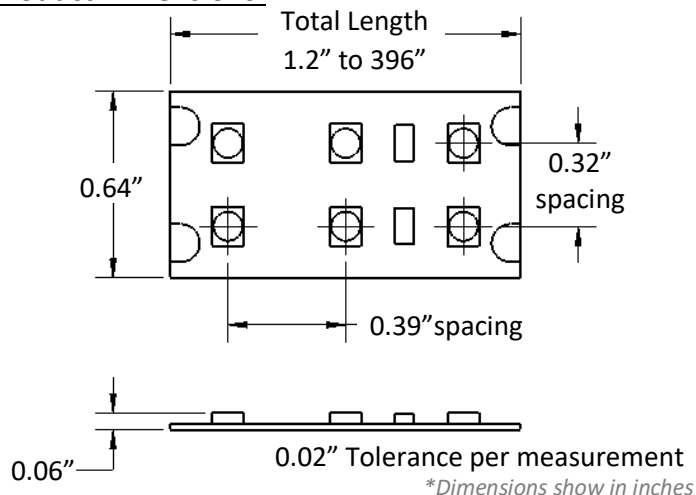
Warm White Pure White Cool White

Specifications:	Voltage	LED Density	Wattage	Luminosity	Color Temp	CRI
Warm White	12V	60 LEDs/ft., 198 LEDs/m	5.25 W/ft.	500 lm/ft.	3000K	92
Pure White	12V	60 LEDs/ft., 198 LEDs/m	5.25 W/ft.	535 lm/ft.	4100K	97
Cool White	12V	60 LEDs/ft., 198 LEDs/m	5.25 W/ft.	525 lm/ft.	6400K	92

Product Features:

- CSA Listed (C22.2 No. 250.0-08)
- Size 2835 diodes, 0.39" x 0.32" spacing btw LEDs
- 16mm flex, cut points available every 1.2" (6 LEDs)
- Available in custom pre-cut lengths or full 12m reels
- Class 2 DC plug-in connectors (3.5 x 1.3 mm) or screw terminal end connectors available
- Adhesive backing, mounts to almost any flat surface
- Minimal heat production, no IR or UV output
- Dimmable with compatible systems
- Rated to last up to 100,000 hours
- **To be installed in accordance with NEC, using Class 2 12V DC power supply!**

Product Dimensions:



Power Requirements:

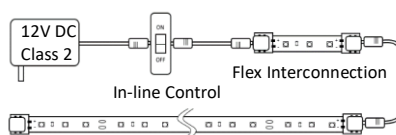
Power Source	12V Double Ultra Bright	
1 Amp (12 Watt)	20" total	(10.8 Watt)
2 Amp (24 Watt)	35.5" total	(19.2 Watt)
40 Watt Dimmable Transformer	66.5" total	(36 Watt)
3.8 Amp (45.6 Watt)	76" total	(41 Watt)
5 Amp (60 Watt)	100" total	(54 Watt)
60 Watt Dimmable Transformer	100" total	(54 Watt)
100 Watt Dimmable Transformer	167" total	(90 Watt)
150 Watt Dimmable Transformer	247" total	(135 Watt)

70% brightness due to voltage drop at 60", longer strips should be powered from the center up to 120" total

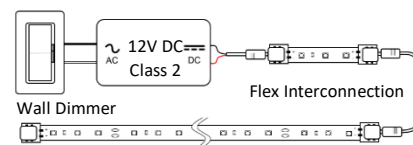
Installation Instructions:

1. Clean desired mounting surface(s) and test all products prior to installation.
2. Temporarily mount LED flex strips using scotch or painters tape.
3. Connect LED strips with compatible interconnect cables or 16-22 AWG wire.
4. Run cable from LED system to control device and 12V Class 2 power source (see diagrams below for more detail).
5. Test lighting system. When satisfied with placement, peel adhesive backing from components and press firmly to adhere to surface.

Plug-in System



Hardwire System



inspiredled.com



orders@inspiredled.com



(480) 941-4286

X-ON Electronics

Largest Supplier of Electrical and Electronic Components

Click to view similar products for [LED Lighting Bars and Strips](#) category:

Click to view products by [Inspired LED](#) manufacturer:

Other Similar products are found below :

[ZLF0310W62524](#) [LF1D-F2F-2W-300](#) [HH-SWW528F210W12-COB IP65](#) [HH-SG528F010W24-COB IP20](#) [LF2D-EN2F-2W-A](#) [10001622](#)
[LFBHL-SW860-24V-8S63-20](#) [LFBHL-SW940-24V-8S63-20](#) [HH-SRGB60F010W24-5050M](#) [N006120BB1LZ \(GREEN\)](#) [N006120BB1LZ](#)
[\(ICE BLUE\)](#) [N006120BB1LZ \(RED\)](#) [N006120BC1LZ \(BLUE\)](#) [N006120BC1LZ \(GREEN\)](#) [N006120BC1LZ \(RED\)](#) [RF-G27HI3510-](#)
[241202081-A0 IP20](#) [S010030CB3SB7](#) [S010030CB3SB7 \(BLACK PCB\)](#) [S010060CB1LZ \(NEUTRAL WHITE IP65\)](#) [S010060CB1LZ](#)
[\(WARM WHITE IP65\)](#) [S010060CB3SB7](#) [S010060CC1LZ \(WARM WHITE IP65\)](#) [S012060CB4ST \(BLACK PCB\)](#) [L202-3080033C30001](#)
[00219015](#) [10001611](#) [10001612](#) [10001613](#) [10001617](#) [10001619](#) [10001623](#) [10001655](#) [10001657](#) [10001661](#) [10001664](#) [10001670](#) [10001674](#)
[10001675](#) [10001681](#) [10001683](#) [10001690](#) [PUUA-100LLL-NK2P](#) [QAUR1161L030](#) [HC-F12V-3535 PCBA](#) [HC-F12V-F50-3L-WS2811](#) [HC-](#)
[F12V-WS2811-3535](#) [HC-F5V-144L-144LED-B-WS2813 IP65](#) [HC-F5V-144L-144LED-W/IP65](#) [HC-F5V-144L-144LED-W-WS2813 IP20](#)
[HC-F5V-30L-30LED-B-WS2813 IP20](#)