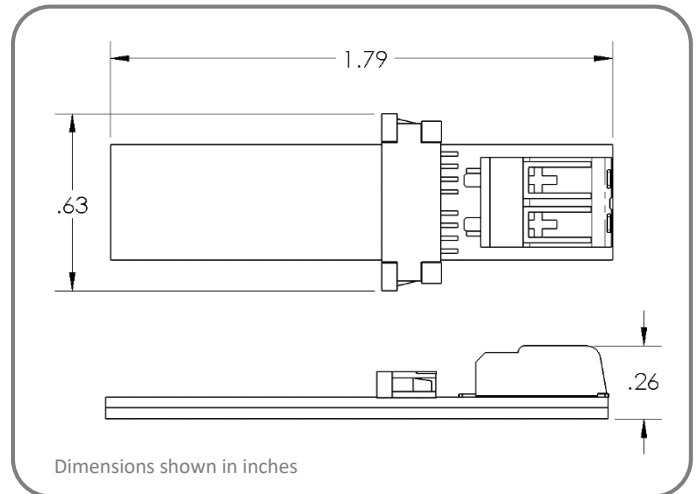



# inspired LED 10mm Micro-Lock Tiger Paw<sup>®</sup> Connector

Inspired LED's patented solderless **Tiger Paw<sup>®</sup> Connectors** are the perfect solution for in-field LED system design and customization. These innovative accessories pair with LED flex strips for quick, convenient installation. Now, creating the perfect low-voltage lighting system is easier than ever, thanks to Inspired LED!




## Product Specifications: SKU# 3877


- Solderless termination of 8-10mm LED flex strips to 16-22 AWG solid cable
- Max Load- 5 AMPs • Net Wt. 2g • VHB adhesive backing included
- Industry proven locking system meets shock and vibration requirements for IEC 60068-2-27
- U.S. Patent No. 8,714,772

## Instructions:


**1** Use scissors to cut LED strip to length along copper solder pads ONLY (located every 3 LEDs).



**2** Take hold of black sliding latch and pull outward to open.




**3** Peel back adhesive lining on LED strip about 1/2 inch.




**4** Insert flex strip into gap between black sliding latch and beige bridge piece.



**5** Make sure LED strip is centered and fully inserted before sliding black latch firmly closed and pressing on adhesive.




**6** Strip 16-22 AWG solid cable back about 1/4 inch, taking note of positive and negative polarity.



**7** Match polarity of wires to polarity of LEDs as marked with +/- signs along the flex strip, then firmly insert wires into micro lock.



**8** Ensure wires are secure and connect to Class 2 DC power, then remove remaining adhesive lining to install.



**Troubleshooting:** If LEDs are flickering, double check connection to be sure flex is fully inserted and secured, if no lights turn on check to be sure polarities are properly matched.



inspiredled.com



orders@inspiredled.com



(480) 941-4286

## X-ON Electronics

Largest Supplier of Electrical and Electronic Components

*Click to view similar products for [Lighting Connectors](#) category:*

*Click to view products by [Inspired LED](#) manufacturer:*

Other Similar products are found below :

[293300-7](#) [293660-5](#) [CNX\\_H03\\_NTP](#) [30-9767-BU](#) [3605](#) [3-21030-1](#) [ZCH-110-RGB-I](#) [503471-0290](#) [ZCH-110-RGB-J](#) [217-0716-200](#)  
[1954563-1](#) [1-293657-2](#) [2834036-1](#) [2834037-1](#) [1-2213222-4](#) [2-2213222-4](#) [2213222-4](#) [2834122-3](#) [2834122-5](#) [2834135-2](#) [FLA-R4142-30](#)  
[FLA-R4162-30](#) [FLA-R2142-30](#) [FLA-R2162-30](#) [FLA-R2161-30](#) [FLA-R0161-30](#) [FLA-R0141-30](#) [FLA-R0142-30](#) [FLA-R0162-30](#) [FLA-C00-](#)  
[00](#) [DGA00010553](#) [CNXV04NTP](#) [104128-0610](#) [503485-0000 \(Cut Strip\)](#) [503485-0000 \(Loose Piece\)](#) [503485-0000 \(MINI Reel\)](#) [1-2834074-2](#)  
[1-2834074-3](#) [1357-AC PLUG W2C \(CHINA\)](#) [1357-AC PLUG W2 \(USA\)](#) [104266-0110](#) [CNXV02NTP](#) [2106212-1](#) [2-2834074-2](#) [104266-](#)  
[0210](#) [293470-1](#) [293651-2](#) [293651-4](#) [1-2834006-2](#) [293651-1](#)