



# Enclosure Cabling Guide for Intel® C610 Series Chipset Based Server Systems with Hot-Swap Drive Enclosures

## *Cabling Guide for:*

- Intel® C610 Series Chipset based Server Boards and Systems
- Intel® RAID Controller RS3WC080, RS3DC040, RS3DC080, RS3FC044, RS3UC080, RS25FB044, RS25AB080, RS25DB080, RS25NB008, RS25SB008, RCS25ZB040, RCS25ZB040LX
- Intel® Integrated RAID Module RMS3CC080, RMS3HC080, RMS3JC080, RMT3CB080, RMT3PB080, RMS25PB080, RMS25PB080N, RMS25PB040, RMS25CB080, RMS25CB040, RMS25KB080, RMS25KB040, RMS25JB080, RMS25JB040
- Intel® RAID Expander Card RES3TV360 and RES3FV288

Revision 1.1

October, 2014

## ***Revision History***

| <b>Date</b>   | <b>Revision Number</b> | <b>Modifications</b> |
|---------------|------------------------|----------------------|
| August, 2014  | 1.0                    | Initial release      |
| October, 2014 | 1.1                    | Updated chapter 1.1  |

## ***Disclaimers***

Information in this document is provided in connection with Intel® products. No license, express or implied, by estoppel or otherwise, to any intellectual property rights is granted by this document. Except as provided in Intel's Terms and Conditions of Sale for such products, Intel assumes no liability whatsoever, and Intel disclaims any express or implied warranty, relating to sale and/or use of Intel products including liability or warranties relating to fitness for a particular purpose, merchantability, or infringement of any patent, copyright or other intellectual property right. Intel products are not intended for use in medical, life saving, or life sustaining applications. Intel may make changes to specifications and product descriptions at any time, without notice.

Designers must not rely on the absence or characteristics of any features or instructions marked "reserved" or "undefined." Intel reserves these for future definition and shall have no responsibility whatsoever for conflicts or incompatibilities arising from future changes to them.

The Enclosure Cabling Guide for Intel® C610 Series Chipset Based Server Systems with Hot-Swap Drive Enclosures may contain design defects or errors known as errata which may cause the product to deviate from published specifications. Current characterized errata are available on request.

Intel, Pentium, Itanium, and Xeon are trademarks or registered trademarks of Intel Corporation.

\*Other brands and names may be claimed as the property of others.

Copyright © Intel Corporation 2014. All rights reserved.

## **Contents**

|  |           |
|--|-----------|
| <b>1. Introduction.....</b>                                  | <b>1</b>  |
| <b>2. Enclosure Cabling List.....</b>                        | <b>1</b>  |
| 2.1 Intel® Server Board S2600WT Product Family Cabling.....  | 1         |
| 2.2 Intel® Server Board S2600CW Product Family Cabling ..... | 4         |
| 2.3 Cable Introduction.....                                  | 8         |
| <b>3. Hot-Swap Backplane Overview.....</b>                   | <b>11</b> |

## 1. Introduction

Chapter 2 introduces the cabling from server boards' onboard RAID options, and from RAID controllers or integrated RAID modules to backplane with or without expander. Below tables give guidance on which cables to order for specific hardware configurations with selected server board, chassis, and backplane.

Chapter 3 shows disk drive slots and cabling connectors on different backplanes in different chassis.

**Note:** For Cable Routing Diagrams, refer to Appendix E in the *Intel® Server System R1000WT Product Family Technical Product Specification* and *Intel® Server System R2000WT Product Family Technical Product Specification* and Chapter 6 System Interconnection in the *Intel® Server Chassis P4304XXMFEN2/P4304XXMUXX Technical Product Specification* that can be downloaded at <http://www.intel.com/support>.

## 2. Enclosure Cabling List

### 2.1 Intel® Server Board S2600WT Product Family Cabling

| Boards  | Chassis  | Backplane                 | Cabling from On-board SATA Capable Controller            | Cabling from Mezzanine 12Gb/s Integrated RAID Module | Cabling from Mezzanine 6Gb/s Integrated RAID Module | Cabling from 12Gb/s RAID Controller <sup>1</sup>       | Cabling from 6Gb/s RAID Controller <sup>1</sup>          |
|---------|--|---------------------------|--|--|---|--|--|
| S2600WT | R1304;<br>R1208<br>(all with<br>27 inch<br>length) | FR1304S3HSBP              | AXXCBL800HRHD<br>cable from<br>AXXCBL1UHRHD <sup>2</sup> | AXXCBL800HDHD  | AXXCBL800HDMS                                       | AXXCBL875HDHD<br>(riser2)<br>AXXCBL950HDHD<br>(riser1) | AXXCBL875HD<br>MS (riser2)<br>AXXCBL950HD<br>MS (riser1) |
|         |  | F1U8X25S3HSBP             | AXXCBL1UHRHD <sup>2</sup>                                | AXXCBL650HDHD<br>AXXCBL800HDHD                       | AXXCBL650HDMS<br>AXXCBL800HDMS                      | AXXCBL730HDHD<br>AXXCBL875HDHD                         | AXXCBL730HD<br>MS<br>AXXCBL875HD<br>MS                   |
|         |  | A1U44X25NVME<br>DK        | n/a  | n/a  | n/a   | n/a  | n/a  |
|         | R2208;<br>R2216;                                   | FXX8X25S3HSBP<br>in Bay 1 | AXXCBL730HDHD <sup>2</sup>                               | AXXCBL730HDHD <sup>2</sup>                           | AXXCBL730HDMS                                       | AXXCBL730HDHD <sup>2</sup>                             | AXXCBL730HD<br>MS  |

Enclosure Cabling Guide for Intel® C610 Series Chipset Based Server Systems with Hot-Swap Drive Enclosures

| Boards | Chassis  | Backplane                           | Cabling from On-board SATA Capable Controller  | Cabling from Mezzanine 12Gb/s Integrated RAID Module   | Cabling from Mezzanine 6Gb/s Integrated RAID Module                         | Cabling from 12Gb/s RAID Controller <sup>1</sup>   | Cabling from 6Gb/s RAID Controller <sup>1</sup>                                    |
|--------|--|-------------------------------------|--|--|---|--|--|
|        | R2224;<br>R2308;<br>R2312<br>(all with 27 inch length) | FXX8X25S3HSBP in Bay 2              | n/a  | AXXCBL875HDHD  | AXXCBL875HDMS   | AXXCBL875HDHD  | AXXCBL875HDMS  |
|        |  | FXX8X25S3HSBP in Bay 3              | n/a  | AXXCBL875HDHD  | AXXCBL875HDMS   | AXXCBL875HDHD  | AXXCBL875HDMS  |
|        |  | 2x FXX8X25S3HSBP (to expander)      | Reuse cables supplied with system  | Reuse cables supplied with system  | AXXCBL730HDMS   | Reuse cables supplied with system  | AXXCBL875HDMS  |
|        |  | 2x FXX8X25S3HSBP (Expander to HSBP) | Use cables in Expander Kit   | Use cables in Expander Kit   | Use cables in Expander Kit  | Use cables in Expander Kit   | Use cables in Expander Kit   |
|        |  | 3x FXX8X25S3HSBP (to expander)      | Reuse cables supplied with system  | Reuse cables supplied with system  | AXXCBL730HDMS   | Use cables in Expander Kit   | AXXCBL875HDMS  |
|        |  | 3x FXX8X25S3HSBP (Expander to HSBP) | Use cables in Expander Kit   | Use cables in Expander Kit   | Use cables in Expander Kit  | Use cables in Expander Kit   | Use cables in Expander Kit   |
|        |  | F2U8X35S3HSBP                       | AXXCBL800HDHD <sup>2</sup> & AXXCBL950HDHD <sup>2</sup>  | AXXCBL800HDHD <sup>2</sup> & AXXCBL950HDHD <sup>2</sup>  | AXXCBL800HDMS & AXXCBL950HDMS   | AXXCBL800HDHD <sup>2</sup> & AXXCBL950HDHD <sup>2</sup>  | AXXCBL800HDMS & AXXCBL950HDMS  |
|        |  | F2U12X35S3HSBP                      | AXXCBL800HDHD <sup>2</sup><br>AXXCBL875HDHD <sup>2</sup><br>AXXCBL950HDHD <sup>2</sup><br>+ Cables in Expander Kit | AXXCBL800HDHD <sup>2</sup><br>AXXCBL875HDHD <sup>2</sup><br>AXXCBL950HDHD <sup>2</sup><br>+ Cables in Expander Kit | AXXCBL800HDMS<br>AXXCBL875HDMS<br>AXXCBL950HDMS<br>+ Cables in Expander Kit | AXXCBL800HDHD <sup>2</sup><br>AXXCBL875HDHD <sup>2</sup><br>AXXCBL950HDHD <sup>2</sup><br>+ Cables in Expander Kit | AXXCBL800HDMS<br>AXXCBL875HDMS<br>AXXCBL950HDMS<br>+ Coffee Canyon & French Valley |

| Boards | Chassis | Backplane       | Cabling from On-board SATA Capable Controller | Cabling from Mezzanine 12Gb/s Integrated RAID Module | Cabling from Mezzanine 6Gb/s Integrated RAID Module | Cabling from 12Gb/s RAID Controller <sup>1</sup> | Cabling from 6Gb/s RAID Controller <sup>1</sup> |
|--------|---------|-----------------|---|--|---|--|---|
|        |         | A2UREARHSDK     | Use cables in kit                             | n/a  | n/a   | New cable from expander                          | n/a   |
|        |         | A2U44X25NVME DK | n/a   | n/a  | n/a   | n/a  | n/a   |

**Notes:**

1. Cables can be 75mm shorter if RAID controller has connectors on the card end.
2. 800mm cable from kit AXXCBL1UHRHD is shipped with R1304WTTGS and R1304WT2GS; One kit AXXCBL1UHRHD is shipped with R1208WTTGS and R1208WT2GS; one kit AXXCBL730HDHD is shipped with R2208WTTYYS, R2208WTTYC1 and R2208WT2YS; One cable from kit AXXCBL800HDHD and one cable from kit AXXCBL950HDHD are shipped with R2308WTTYYS; Three cables -- one from each kit AXXCBL800HDHD, AXXCBL875HDHD and AXXCBL950HDHD are shipped with R2312WTTYYS; Six cables—2 kits AXXCBL875HDHD and 1 kit AXXCBL730HDHD are shipped with R2224WTTYYS.

## 2.2 Intel® Server Board S2600CW Product Family Cabling

| Board   | Drive Number & Type | Fixed or hot-swap | Types of Drives Supported <sup>2</sup> | Drive kit required  | Expander required | Required Cabling if using On-board SATA Capable Controller | Required Cabling if using On-board SAS Controller on S2600CW2S or S2600CWTS | Required Cabling if using 12Gb/s RAID Controller <sup>1</sup> | Required Cabling if using 6Gb/s RAID Controller <sup>1</sup> |
|---------|---------------------|-------------------|--|---|-------------------|--|---|---|--|
| S2600CW | 4x3.5"              | Fixed             | SATA Only                              | No additional parts needed.   | N/A               | Use one cable from AXXCBL450HD7S included with chassis     | Use one cable from AXXCBL450HD7S included with chassis                      | N/A   | N/A  |
|         |                     | Hot Swap          | SATA + SAS                             | 1x FUP4X35S3HSDK  | N/A               | Use one cable from AXXCBL380HDHD included with kit         | Use one cable from AXXCBL380HDHD included with kit                          | Need one cable from AXXCBL650HDHD                             | Need one cable from AXXCBL650HDHD                            |
|         | 8x3.5"              | Fixed             | SATA Only                              | Need one FUP4X35NHDK for extra 4 HDD trays; Need two FUPMESK for extra power adapter cables | N/A               | 1x AXXCBL450HD7S   | N/A   | N/A   | N/A  |
|         |                     | Hot Swap          | SATA + SAS                             | 2X FUP4X35S3HSDK (with HSBP FUP4X35S3HSBP)  | N/A               | 1x AXXCBL380HDHD   | 1x AXXCBL380HDHD  | 1x AXXCBL650HDHD  | 1x AXXCBL650HDMS   |
|         | 8x2.5"              | Fixed             | SATA Only                              | Need one FUP4X35NHDK for extra 4 HDD trays; Need two FUPMESK for extra power adapter cables | N/A               | 1 AXXCBL450HD7S  | N/A   | N/A   | N/A  |

Enclosure Cabling Guide for Intel® C610 Series Chipset Based Server Systems with Hot-Swap Drive Enclosures

| Board   | Drive Number & Type | Fixed or hot-swap      | Types of Drives Supported <sup>2</sup>                              | Drive kit required                               | Expander required | Required Cabling if using On-board SATA Capable Controller   | Required Cabling if using On-board SAS Controller on S2600CW2S or S2600CWTS  | Required Cabling if using 12Gb/s RAID Controller <sup>1</sup> | Required Cabling if using 6Gb/s RAID Controller <sup>1</sup> |
|---------|---------------------|------------------------|---|--|-------------------|--|--|---|--|
| S2600CW | 8x2.5"              | Hot Swap               | SATA + SAS  | FUP8X25S3HSDK (with SAS only HSBP FXX8X25S3HSBP) | N/A               | 1x<br>AXXCBL380HDHD  | 1x<br>AXXCBL380HDHD  | 1x<br>AXXCBL650HDHD   | 1x<br>AXXCBL650HDMS  |
|         |                     | Hot Swap, NVMe support | Up to 4x 2.5" NVMe drives, Up to 8 SATA/SAS drives (total 8 drives) | 1x<br>FUP8X25S3NVDK (with Combo HSBP)            | N/A               | Up to 4 NVMe drives: cables included in NVMe kit<br>FUP8x25S3NVDK<br><br>Up to 8 SATA/SAS drives:<br>1x<br>AXXCBL380HDHD | Up to 4 NVMe drives: cables included in NVMe kit<br>FUP8x25S3NVDK<br><br>Up to 8 SATA/SAS drives:<br>1x<br>AXXCBL380HDHD | 1x<br>AXXCBL650HDHD   | 1x<br>AXXCBL650HDMS  |
|         | 16x2.5"             | Fixed                  | N/A, max 8x2.5" fixed drives  |  |                   |  |  |   |  |








| Board   | Drive Number & Type | Fixed or hot-swap | Types of Drives Supported <sup>2</sup> | Drive kit required | Expander required   | Required Cabling if using On-board SATA Capable Controller | Required Cabling if using On-board SAS Controller on S2600CW2S or S2600CWTS                           | Required Cabling if using 12Gb/s RAID Controller <sup>1</sup>   | Required Cabling if using 6Gb/s RAID Controller <sup>1</sup>  |
|---------|---------------------|-------------------|--|--------------------|---|--|---|---|---|
| S2600CW | 16x2.5"             | Hot Swap          | SATA + SAS                             | 2X FUP8X25S3HSDK   | No expander (use onboard SATA and SAS controllers, or use two 8 port HBAs. You will not be able to create a single array across all drives) | 2x AXXCBL380HDHD   |   | 2x AXXCBL650HDHD  | 2x AXXCBL650HDMS  |
|         |                     |                   |  | 2X FUP8X25S3HSDK   | 1x RES3TV360  | N/A  | Controller to Expander: 1x AXXCBL380HDHD<br>Expander to Backplanes: cables included with Expander kit | Controller to Expander: 1x AXXCBL650HDHD<br>Expander to backplanes: Cables included with Expander kit | Controller to Expander: 1x AXXCBL650HDMS<br>Expander to backplanes: Cables included with Expander kit |






| Board   | Drive Number & Type | Fixed or hot-swap | Types of Drives Supported <sup>2</sup>               | Drive kit required                                | Expander required | Required Cabling if using On-board SATA Capable Controller | Required Cabling if using On-board SAS Controller on S2600CW2S or S2600CWTS  | Required Cabling if using 12Gb/s RAID Controller <sup>1</sup>  | Required Cabling if using 6Gb/s RAID Controller <sup>1</sup>   |
|---------|---------------------|-------------------|--|---|-------------------|--|--|--|--|
| S2600CW | 16x2.5"             | Hot Swap          | SATA + SAS   | 2X<br>FUP8X25S3HSDK                               | 1x<br>RES3FV288   | N/A  | Controller to Expander: Use cables shipped with Expander kit<br><br>Expander to backplanes: 2x<br>AXXCBL650HDHD  | Controller to Expander: Use cables shipped with Expander kit<br><br>Expander to backplanes: 2x<br>AXXCBL650HDHD  | Controller to Expander: Use cables shipped with Expander kit<br><br>Expander to backplanes: 2x<br>AXXCBL650HDHD  |
|         |                     |                   | Up to 4x NVMe + Up to 16x SATA/SAS (total 16 drives) | 1X<br>FUP8X25S3HSDK<br>And<br>1x<br>FUP8X25S3NVDK | 1x<br>RES3TV360   | N/A  | Controller to Expander: 1x<br>AXXCBL380HDHD<br><br>Expander to Backplanes: cables included with Expander kit<br><br>Cables for up to 4 NVMe drives included in NVMe kit<br>FUP8x25S3NVDK | Controller to Expander: 1x<br>AXXCBL650HDHD<br><br>Expander to backplanes: Cables included with Expander kit<br><br>Cables for up to 4 NVMe drives included in NVMe kit<br>FUP8x25S3NVDK | Controller to Expander: 1x<br>AXXCBL650HDMS<br><br>Expander to backplanes: Cables included with Expander kit<br><br>Cables for up to 4 NVMe drives included in NVMe kit<br>FUP8x25S3NVDK |

**Notes:**

1. One cable from kit AXXCBL450HD7S is shipped with the Intel® Server Chassis P4304XXMFEN2 and P4304XXMUXX.
2. SAS drives require a hot-swap drive cage and a SAS controller, either onboard on S2600CW2S and S2600CWTS or via SAS HBA or Raid Controller.

## 2.3 Cable Introduction

| Cable view  | Cable P/N     | Description  |
|---|---------------|--|
|    | AXXCBL950HDHD | 950mm long, cable kit (2 cables included), straight SFF8643 to straight SFF8643. Used in multiple systems as spare and/or accessory (1304, 2308, 2312).  |
|    | AXXCBL875HDHD | 875 mm long, cable kit (2 cables included), straight SFF8643 to straight SFF8643. Used in multiple systems as spare and/or accessory (1304, 1208, 2208, 2312).   |
|    | AXXCBL800HDHD | 800 mm long, cable kit (2 cables included), straight SFF8643 to straight SFF8643. Used in multiple systems as spare and/or accessory (1203, 1208, 2308, 2312).   |
|   | AXXCBL730HDHD | 730 mm long, cable kit (2 cables included), straight SFF8643 to straight SFF8643. Used in multiple systems as spare and/or accessory (1208, 2208).   |
|  | AXXCBL650HDHD | 650 mm long, cable kit (2 cables included), straight SFF8643 to straight SFF8643. Used as accessory when installing 12Gb/s integrated RAID module in 1208 for optimal cabling. (longer cable may be used). |

| Cable view  | Cable P/N            | Description  |
|---|----------------------|--|
|    | <p>AXXCBL950HDMS</p> | <p>950mm long, cable kit (2 cables included), straight SFF8643 to straight SFF8087. Required in S2600WT 2U systems with 6Gb/s SAS integrated RAID module or 6Gb/s SAS RAID controller. (1304 with RAID controller, 2308 and 2312 with RAID controller/integrated RAID module).</p>                 |
|    | <p>AXXCBL875HDMS</p> | <p>875mm long, cable kit (2 cables included), straight SFF8643 to straight SFF8087. Required in S2600WT 2U systems with 6Gb/s SAS integrated RAID module or 6Gb/s SAS RAID controller. (1304 and 1208 with RAID controller; 2216, 2224, and 2312 with RAID controller/integrated RAID module).</p> |
|    | <p>AXXCBL800HDMS</p> | <p>800mm long, cable kit (2 cables included), straight SFF8643 to straight SFF8087. Required in S2600WT 2U systems with 6Gb/s SAS integrated RAID module or 6Gb/s SAS RAID controller. (1304 and 1208 with integrated RAID module, 2308 and 2312 with RAID controller/integrated RAID module).</p> |
|   | <p>AXXCBL730HDMS</p> | <p>730mm long, cable kit (2 cables included), straight SFF8643 to straight SFF8087. Required in S2600WT 2U systems with 6Gb/s SAS integrated RAID module or 6Gb/s SAS RAID controller. (1208 with RAID controller, 2208 with RAID controller/integrated RAID module).</p>                          |
|  | <p>AXXCBL650HDMS</p> | <p>650mm long, cable kit (2 cables included), straight SFF8643 to straight SFF8087. Used as accessory when installing 6Gb/s integrated RAID module in 1208 for optimal cabling. (longer cable may be used).</p>  |

| Cable view | Cable P/N     | Description   |
|------------|---------------|---|
|            | AXXCBL1UHRHD  | Combo cable kit, contains 2 cables: one is 730mm long and the other is 800mm long; right angle SFF8643 to straight SFF8643; spare cables used in 1U S2600WT systems to connect to onboard SATA ports. |
|            | AXXCBL450HD7S | 2pcs 450mm, straight SFF8643 to 7 pin straight, used to replace cables shipped with pedestal 4U chassis.<br>S2600CW spare kit.  |
|            | AXXCBL380HDHD | Combo cable kit: 380mm straight SFF8643 to straight SFF8643.<br>S2600CW spare kit.  |
|            | AXXCBLEXPDMMS | Expander cable kit, used for 12G Expander in Rx000GZ/GL systems, 6 cables.<br>(3) 165mm, (1) 185mm, (1) 245mm, (1) 300mm straight SFF8643 to straight SFF8087.  |

**Note:**

1. Decoder for cable naming: use AXXCBL950HDMS as an example, "950" -> cable length (mm); "HD" -> straight SFF8643; "MS" -> straight SFF8087; as to AXXCBL1UHRHD, "HR" -> right angle SFF8643; "1U"-> used in 1U systems.

### 3. Hot-Swap Backplane Overview

**Note:** Before any cabling operation, refer to the respective integrated RAID module or RAID controller *Tested Hardware and Operating System lists*, in order to confirm the compatible Intel® Server Boards or Systems.

| Supported system/ chassis  | Backplane P/N  | Description  | Disk drive slot and cabling connector view<br>(Two sides of backplane) |
|--|----------------|--|--|
| Spare for 2U 8x3.5" chassis (R2308 family); Included in system R2308WT TYS | F2U8X35S3HSBP  | 0-7: 8 x 3.5" SAS/SATA drive slots   | <p>AF006807</p>  |
|  |                | A: Power connector<br>B and C: 4-port SFF8643 connector – Drives 4-7 and 0-3<br>D: SMBus connector | <p>AF006808</p>  |
| Spare for 2U 12x3.5" chassis (R2312 family); Included                      | F2U12X35S3HSBP | 0-11: 12 x 3.5" SAS/SATA drive slots   | <p>AF006809</p>  |

| Supported system/<br>chassis   | Backplane P/N | Description  | Disk drive slot and cabling connector view<br>(Two sides of backplane)   |
|--|---------------|--|--|
| in chassis<br>R2312XX<br>XX and<br>system<br>R2312WT<br>TYS  |               | A-C: 4-port SFF8643 connectors – Drives 8-11, 4-7, and 0-3<br>D: Power connectors<br>E: SMBus connector                                      | <p>Diagram showing the backplane with connectors labeled A, B, C, D, and E. A, B, and C are 4-port SFF8643 connectors. D is a power connector. E is an SMBus connector.</p> <p style="text-align: right;">AF006810</p> |
| Spare for<br>1U 8x2.5"<br>chassis<br>(R1208<br>family);<br>Included<br>in chassis<br>R1208XX<br>XX and<br>system<br>R1208WT<br>TGS and<br>R1208WT<br>2GS | F1U8X25S3HSBP | 0-7: 8 x 2.5" SATA/SAS<br>drive slots  | <p>Diagram showing the backplane with drive slots labeled 0 (D), 1 (D), 2 (D), 3 (D), 4 (C), 5 (C), 6 (C), and 7 (C).</p> <p style="text-align: right;">AF006788</p>   |
|  |               | A: Power connector<br>B: SMBus-In cable<br>connector – From server<br>board<br>C-D: SATA/SAS Ports<br>4-7 and 0-3 SFF8643<br>cable connector | <p>Diagram showing the backplane with connectors labeled A, B, C, and D. A is a power connector. B is an SMBus-In cable connector. C and D are SATA/SAS ports.</p> <p style="text-align: right;">AF006811</p>          |

| Supported system/<br>chassis                           | Backplane P/N                 | Description  | Disk drive slot and cabling connector view<br>(Two sides of backplane) |
|--|-------------------------------|--|--|
| Spare for<br>1U 8x2.5"<br>chassis<br>(R1208<br>family) | Included in<br>A1U44X25NVMEDK | 0-3: 4 x 2.5" SATA/SAS<br>drive slots<br>4-7: PCIe* SFF devices/<br>4 x 2.5" SAS drive slots   |  |
|  |                               | A: Power connector<br>B: SMBus-In cable<br>connector – From server<br>board<br>C, D, F, and G: PCIe* SFF<br>devices #3, #2, #0, and<br>#1 SFF8643 cable<br>connector<br>E and H: SATA/SAS<br>Ports 4-7 and 0-3<br>SFF8643 cable<br>connector |  |

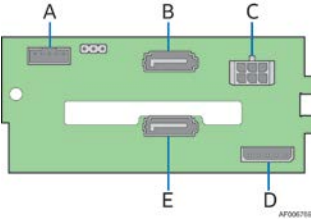


| Supported system/<br>chassis  | Backplane P/N | Description  | Disk drive slot and cabling connector view<br>(Two sides of backplane) |
|---|---------------|--|--|
| Spare for 1U 4x3.5" chassis (R1304 family); Included in chassis R1304XX XX and system R1304WT TGS and R1304WT 2GS | FR1304S3HSBP  | 0-3: 4 x 3.5" drive slots  | <p>AF006790</p>  |
|   |               | A: Power connector<br>B: SFF8643 cable connector<br>C: SGPIO connector   | <p>AF006813</p>  |
| Spare for 2U 8x2.5" cage (R2200 and P4000 families)   | FXX8X25S3HSBP | 0-7: 8 x 2.5" SAS/SATA drive slots<br>A: SMBus-Out cable connector for multi-backplane support<br>B and C: Ports 4-7 and 0-3 SFF8643 cable connector<br>D: SMBus-In cable connector – From server board or other backplane<br>E: Power connector | <p>AF006814</p> <p>AF006815</p>  |

| Supported system/chassis                              | Backplane P/N             | Description  | Disk drive slot and cabling connector view<br>(Two sides of backplane)  |
|---|---------------------------|--|---|
| Spare for R2200 system family or R2000 chassis family | Included in A2U8X25S3DPDK | 0-7: 8 x 2.5" SAS/SATA drive slots<br>A: SMBus-Out cable connector for multi-backplane support<br>B and C: SATA/SAS Ports 4-7 (Secondary and Primary) SFF8643 cable connector<br>D and E: SATA/SAS Ports 0-3 (Secondary and Primary) SFF8643 cable connector<br>F: SMBus-In cable connector – From server board or other backplane<br>G: Power connector | <p>The image contains two diagrams of a green backplane. The top diagram, labeled AF006816, shows the top side of the backplane with eight drive slots numbered 0 to 7. Connector A is on the left and connector F is on the right. The bottom diagram, labeled AF006817, shows the bottom side of the backplane with connectors A, B, C, D, E, and F along the top edge, and connector G at the bottom center.</p> |

| Supported system/<br>chassis     | Backplane P/N  | Description  | Disk drive slot and cabling connector view<br>(Two sides of backplane)   |
|----------------------------------|--|--|--|
| Spare for 2U or Pedestal systems | Included in FUP8X25S3NVDK for Pedestal;<br>Included in A2U44X25NVMEDK for 2U | 0-7: 8 x 2.5" Combo SAS / PCIe* SFF device slots<br>A: SMBus-Out cable connector for multi-backplane support<br>B and G: SATA/SAS Ports 4-7 and 0-3 SFF8643 cable connector<br>C-F: PCIe* SFF devices #3, #2, #1, and #0 SFF8643 cable connector<br>H: SMBus-In cable connector – From server board or other backplane<br>I: Power connector | <p>The diagrams illustrate the backplane layout from two perspectives. The top diagram shows slots 0 through 3, with slots C-F labeled for PCIe* SFF devices. The middle diagram shows slots 0 through 7, with slots G and B labeled for SATA/SAS ports, and notes '8x SATA/SAS Only Drive Numbering'. The bottom diagram shows connectors A through H along the edge of the backplane, with connector I at the bottom center.</p> |

| Supported system/<br>chassis   | Backplane P/N | Description  | Disk drive slot and cabling connector view<br>(Two sides of backplane)  |
|--|---------------|--|---|
| Spare for P4000 chassis  | FUP4X35S3HSBP | 0-3: 4 x 3.5" drive slots  | <p>Diagram showing the backplane with four drive slots labeled 0 (C), 1 (C), 2 (C), and 3 (C). The diagram is labeled AF006701.</p> |
|  |               | A: HSBP I2C out connector<br>B: Power connectors<br>C: SFF8643 cable connector<br>D: HSBP I2C in connector | <p>Diagram showing the backplane with connectors labeled A, B, C, and D. The diagram is labeled AF006820.</p>                       |
| Spare for R2000WT systems;<br>Included in system R2312WT TYS and R2224WT | A2UREARHSDK   | 0-1: SATA/SAS drive Connectors   | <p>Diagram showing the backplane with two drive connectors labeled 1 (B) and 0 (E). The diagram is labeled AF006734.</p>            |

| Supported system/<br>chassis | Backplane P/N | Description   | Disk drive slot and cabling connector view<br>(Two sides of backplane)              |
|------------------------------|---------------|---|---|
| TYS;                         |               | A: SGPIO connector<br>B: drive 1<br>C: Power connector<br>D: HSBP I2C connector<br>E: drive 0 |  |

**Note:** For more details of above backplanes, refer to Chapter 5.5 Storage Backplane Option in the *Intel® Server System R1000WT Product Family Technical Product Specification*, Chapter 6.5 in the *Intel® Server System R2000WT Product Family Technical Product Specification* and Chapter 5 Hot-swap Backplane in the *Intel® Server Chassis P4304XXMFEN2/P4304XXMUXX Technical Product Specification* that can be downloaded at <http://www.intel.com/support>.

## X-ON Electronics

Largest Supplier of Electrical and Electronic Components

*Click to view similar products for [Computer Cables](#) category:*

*Click to view products by [Intel](#) manufacturer:*

Other Similar products are found below :

[68809-0004](#) [8F36-AAA105-1.00](#) [IB63](#) [CB-716EB-RS](#) [CB-716P8P9-RS](#) [CBK-11-290K-00](#) [ACL-10550](#) [ACL-10568-2](#) [ACL-10568-5](#)  
[427522400-3](#) [426091300-3](#) [48000023](#) [10114976-P015002LF](#) [10111838-S444ALF](#) [88761-6101](#) [NT631C-CN321-EU](#) [ACL-10568NF-1](#)  
[MIKROE-2092](#) [PCL-101100R-2E](#) [1700009405](#) [PS/2 Cable](#) [NT31C-CN323-EU](#) [PCL-10168H-1E](#) [68801-1905](#) [111068-1015](#) [100436-1107](#)  
[68801-0630](#) [68801-3612](#) [68801-3618](#) [205058-1002](#) [PS2NK](#) [SATA cable](#) [96021-0000-00-0](#) [FAK-SMZSMZ 5M](#) [FAK-SMZSMZ-3M](#) [ACC-](#)  
[500-200-R](#) [iW-C40-PCIe08-C1](#) [1700001531](#) [96048-0000-00-0](#) [96054-0000-00-0](#) [SATA III cable 30cm, down/straight](#) [cab-Pico-ITX-LVDS](#)  
[PCL-101100SB-2E](#) [AXXSTCBLQAT](#) [NT31C-KBA05](#) [A2U4PSWCXCXK1](#) [2 port SATA to 5 pin,L=200mm](#) [P782-006-DH](#) [ACL-10568NF-](#)  
[2](#) [PCL-101100R-1E](#)