



Intel® Server Board S2600CW Product Family

Intel® Server Chassis P4304XXMFEN2/P4304XXMUXX Product Family

Spares/Accessories List and Configuration Guide

A reference guide to assist with ordering parts and accessories available to configure an Intel Server System based on the Intel® Server Board S2600CW and Intel® Server Chassis P4304XXMFEN2/P4304XXMUXX product families.

Revision 2.6
Oct. 2019

Intel® Server Boards and Systems

Document Revision History

Date Published	Revision	Change Description
September 2013	1.0	First Public Release
November 2014	1.21	Content update: <ul style="list-style-type: none"> • Updated pictures and chassis contents; updated MM# for DBS2600CW2; cosmetic edits
August 2015	1.41	Content update: <ul style="list-style-type: none"> • Updated chapter cabling guide and DBS2600CW2 MM#
October 2015	1.42	Document changes <ul style="list-style-type: none"> • Added section 2.4 Software Security - McAfee Antivirus for Intel® Server Systems
December 2015	1.5	Document changes <ul style="list-style-type: none"> • Updated with Refresh SKUs
January 2016	1.6	Document changes <ul style="list-style-type: none"> • Added AXXTPM6 and AXXTPM7 modules
February 2016	2.0	Document Upgrade <ul style="list-style-type: none"> • New document format • New product definition/data tables • New graphics • Improved guidance for configuration requirements • Improved descriptions for product family definition • Updated SAS/SATA data cable guide
April 2016	2.1	<ul style="list-style-type: none"> • Support for Intel® Xeon® processor E5-2600 v4 included
August 2016	2.2	<ul style="list-style-type: none"> • Updated the amount of Dual power connector Cable iPN – G22872-00x included on the P4304XXMUXX and P4304XXMFEN2 chassis to two instead of one
February	2.3	<ul style="list-style-type: none"> • Rails information updated on table 27
September 2018	2.4	Document changes <ul style="list-style-type: none"> • Updated Intel RAID Links
July 2019	2.5	Document Update <ul style="list-style-type: none"> • Product Discontinuance (EOL) of Intel® Server Spare AXXCWIOS
October 2019	2.6	Document Update <ul style="list-style-type: none"> • Correction of MM# for the Intel product Code FXX750PCRPS. • Removed references to Intel I/O Module • Minor edits throughout for clarity

Disclaimer

Intel technologies' features and benefits depend on system configuration and may require enabled hardware, software, or service activation. Performance varies depending on system configuration. No computer system can be absolutely secure. Check with your system manufacturer or retailer or learn more at intel.com.

You may not use or facilitate the use of this document in connection with any infringement or other legal analysis concerning Intel products described herein. You agree to grant Intel a non-exclusive, royalty-free license to any patent claim thereafter drafted which includes subject matter disclosed herein.

No license (express or implied, by estoppel or otherwise) to any intellectual property rights is granted by this document.

The products described may contain design defects or errors known as errata which may cause the product to deviate from published specifications. Current characterized errata are available on request.

Intel disclaims all express and implied warranties, including without limitation, the implied warranties of merchantability, fitness for a particular purpose, and non-infringement, as well as any warranty arising from course of performance, course of dealing, or usage in trade.

This document contains information on products, services and/or processes in development. All information provided here is subject to change without notice. Contact your Intel representative to obtain the latest Intel product specifications.

Copies of documents which have an order number and are referenced in this document may be obtained by calling 1-800-548-4725 or by visiting www.intel.com/design/literature.htm.

Intel, Xeon, and the Intel logo are trademarks of Intel Corporation or its subsidiaries in the U.S. and/or other countries.

*Other names and brands may be claimed as the property of others.

© Intel Corporation

Table of Contents

1. INTEL® SERVER FAMILY OVERVIEW	1
1.1 PRODUCT FAMILY SUMMARY CHART.....	6
2. SERVER BUILDING BLOCK CONFIGURATION	7
2.1 INTEL® SERVER BOARD S2600CW PRODUCT FAMILY SKUS.....	8
<i>iPC – DBS2600CW2R</i>	8
<i>iPC – DBS2600CWTR</i>	8
<i>iPC – DBS2600CW2SR</i>	9
<i>iPC – DBS2600CWTSR</i>	9
2.2 INTEL® CHASSIS P4000 PRODUCT FAMILY SKUS	10
<i>iPC – P4304XXMFEN2</i>	11
<i>iPC – P4304XXMUXX</i>	12
3. SAS/SATA DATA CABLE GUIDE.....	13
3.1 SAS/SATA DATA CABLE CONNECTOR TYPES.....	13
3.2 SERVER SYSTEM CABLE GUIDE.....	14
3.2.1 <i>Fixed HDDs SAS/SATA Cable Guide</i>	15
3.2.2 <i>4x3.5" Hot-swap HDD SAS/SATA Cable Guide</i>	17
3.2.3 <i>8x3.5" Hot-swap HDD SAS/SATA Cable Guide</i>	18
3.2.4 <i>8x2.5" Hot-swap HDD SAS/SATA Cable Guide</i>	19
3.2.5 <i>16x2.5" Hot-swap SAS/SATA HDD Cable Guide</i>	20
<i>iPC – RES3FV288</i>	21
<i>iPC – RES3TV360</i>	21
3.2.6 <i>8x2.5" Hot-swap HDD SAS/SATA Cable Guide for Combo PCIe* SFF (NVMe) SSD / SAS Backplane (iPC FUP8X25S3HSDK)</i>	23
3.2.7 <i>16x2.5" Hot-swap SAS/SATA HDD with Combo PCIe* SFF (NVMe) SSD / SAS Backplane (iPC FUP8X25S3HSDK) cable guide</i>	24
3.3 INTEL® SAS / SATA DATA CABLE KITS.....	25
4. INTEL® SERVER SYSTEM CONFIGURATION OPTIONS.....	27
4.1 INTEL® SAS/SATA BACKPLANE OPTIONS.....	27
<i>iPC - FUP4X35S3HSBP</i>	27
<i>iPC - FXX8X25S3HSBP</i>	27
<i>iPC - FUP4X35S3HSDK</i>	27
<i>iPC - FUP8X25S3HSDK</i>	27
<i>iPC - FUP8X25S3NVDK</i>	28
<i>iPC - FXX35HSADPB</i>	28
<i>iPC - FXX25HSCAR</i>	28
4.2 LOCKING FRONT BEZEL ACCESSORY KIT	29

<i>iPC - FUPBEZELHSD2</i>	29
4.3 INTEL® SAS RAID ADD-IN CARDS, EXPANDERS AND ACCESSORIES	30
4.3.1 Intel® RAID Controller Add-in Cards – SAS 3.0 (12 Gb/s).....	30
<i>iPC - RS3GC008</i>	30
<i>iPC - RS3SC008</i>	30
4.3.2 Intel® SAS Expanders.....	31
<i>iPC – RES3FV288</i>	31
<i>iPC – RES3TV360</i>	31
4.3.3 Intel® RAID Accessoried Options.....	32
<i>iPC - RKSATA4R5</i>	32
<i>iPC - AXXRPFKHY5</i>	32
<i>iPC - RMS25KB080</i>	32
<i>iPC - RMS25KB040</i>	32
<i>iPC - RMS25PB080</i>	33
<i>iPC - RMS25PB040</i>	33
<i>iPC - RMT3PB080</i>	33
<i>iPC - AXXRMFBU2</i>	33
<i>iPC - AXXRBBU9</i>	33
4.4 INTEL® POWER SUPPLY MODULE AND POWER CORDS.....	34
<i>iPC – FXX750PCRPS</i>	34
<i>iPC - FXX1600PCRPS</i>	34
<i>iPC - FUPNRPSADP</i>	34
<i>iPC – FUPCRPSCAGE</i>	34
<i>iPC - FUPPDBHC2</i>	35
<i>iPC - FPWRCABLENA</i>	35
4.5 RACK OPTIONS.....	36
4.5.1 Rack Bezel Accessories.....	36
<i>iPC - AUPBEZEL4UF</i>	36
<i>iPC - AUPBEZEL4UD</i>	36
4.5.2 Rack Mount Kits.....	37
<i>iPC - AXXELVRAIL</i>	37
<i>iPC –AXX3U5UPRAIL</i>	37
<i>iPC –AXX3U5UCMA</i>	37
5. MISCELLANEOUS ACCESSORY OPTIONS.....	38
<i>iPC - AXXRMM4LITE</i>	38
<i>iPC - AXXTPME5</i>	38
<i>iPC – AXXTPME6</i>	39
<i>iPC – AXXTPME7</i>	39
<i>iPC - BXSTS200C</i>	39
<i>iPC - BXSTS200P</i>	40

<i>iPC - AUPCWPBTP</i>	40
<i>iPC - AUPMCOPROBR</i>	40
6. SPARE AND REPLACEMENT PARTS (FRUS)	41
<i>iPC - FUP550SNRPS</i>	41
<i>iPC - FXXFPANEL</i>	41
<i>iPC - FUPBEZELFIX2</i>	41
<i>iPC - A4UCWDUCT</i>	41
<i>iPC - AXXCWIOS</i>	41
<i>iPC - FUP4X35NHDK</i>	42
<i>iPC - FUPMMSK</i>	42
<i>iPC - FUPMESK</i>	42
<i>iPC - FUPMLHSFAN</i>	42
<i>iPC - FUPNHFANCPU</i>	43
<i>iPC - FUPMNHFANPCI</i>	43
7. SOFTWARE SECURITY – MCAFEE* ANTIVIRUS FOR INTEL® SERVER SYSTEMS	44
7.1 HOW TO ORDER IT.....	44
7.2 MCAFEE* ANTIVIRUS FOR INTEL® SERVER SYSTEMS SKUS.....	44
8. EXTENDED WARRANTY	45

List of Tables

Table 1. Product Family Reference Collaterals.....	2
Table 2. Server Board Product Family Summary.....	6
Table 3. Server Chassis & Server System Product Family Summary.....	6
Table 4. Intel® Server Board S2600CW Product Family SKUs.....	8
Table 5. Intel® Server Chassis P4000 Product Family SKUs.....	11
Table 6. Single Port SATA Connector.....	13
Table 7. Multiple Channel MiniSAS HD Connectors.....	13
Table 8. Multiple Channel MiniSAS Connectors.....	14
Table 9. Cable connector types.....	14
Table 10. Fixed HDD Configuration SATA Cable Guide.....	15
Table 11. 4x3.5" Hot-swap HDD Configuration Cable Guide.....	17
Table 12. 8x3.5" Hot-swap HDD Configuration Cable Guide.....	18
Table 13. 8x2.5" Hot-swap HDD Configuration Cable Guide.....	19
Table 14. 16x2.5" Hot-swap HDD Cable Guide (with no SAS Expander).....	20
Table 15. SAS Expanders compatible with Intel® Server Boards S2600CW Family.....	21
Table 16. Hot-swap HDD Cable Guide (with SAS Expander).....	22
Table 17. Combo Backplane Module Placement – 8 x 2.5" front drive configurations.....	23
Table 18. Combo Backplane Module Placement – 16 x 2.5" front drive configurations.....	24
Table 19. Storage Data Cable Kit Description and Order Information.....	25
Table 20. Intel® SAS Bridge Board.....	27
Table 21. List of Front Bezel Accessory Kit.....	29

Table 22. Intel® RAID Controller Add-in Cards – SAS 3.0 (12 Gb/s).....	30
Table 23. SAS Expanders compatible with Intel® Server Boards S2600CW Family.....	31
Table 24. List of Intel® RAID Accessoried Options.....	32
Table 25. Intel® Power Supply Module And Power Cords.....	34
Table 26. List of Rack Bezel Accessories.....	36
Table 27. List of Rack Mount Kits.....	37
Table 28. List of Miscellaneous Accessory Options.....	38
Table 29. List of Spare and Replacement Parts.....	41
Table 30. McAfee* Antivirus for Intel® Server Systems SKUs.....	44
Table 31. Extended Warranty.....	45
Table 32. Acronyms and Terms.....	46

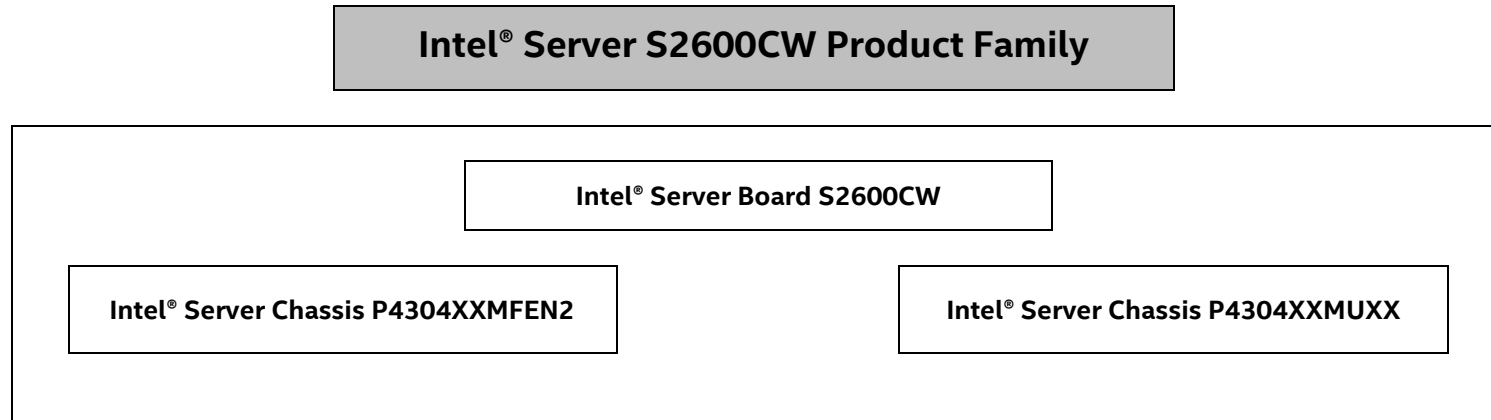
List of Figures

Figure 1. Intel® Server Board Feature Set Identification.....	3
Figure 2. Intel® Server Chassis P4304XXMFEN2 Feature Set Identification.....	4
Figure 3. Intel® Server Chassis P4304XXMUXX Feature Set Identification.....	5
Figure 4. SATA/SAS 0-4	17
Figure 5. SATA/SAS 0-7	18
Figure 6. SATA/SAS 0-7	19
Figure 7. SATA/SAS 0-1 ... 5.....	20
Figure 8 SATA/SAS 0-7	23
Figure 9. SATA/SAS 0-15.	24
Figure 10. Installing the Front Bezel to the Chassis.....	29

1. Intel® Server Family Overview

This document is provided to assist Intel customers with identifying the right Intel® Server System and available accessories, enabling them to create a unique server platform that meets their unique server requirements.

The Intel® Server Board S2600CW product family is offered as building block of an integrated system. The product family is shown in the following figure.



Server Building Blocks:

- **Intel® Server Board S2600CW** – Server Board only (Building block option and spare FRU). Refer to Table 4 for board SKUs.
- **Intel® Server Chassis P4304XXMFEN2, P4304XXMUXX** – Pedestal Server Chassis

The Intel® Server Board S2600CW product family supports the following processors and memory:

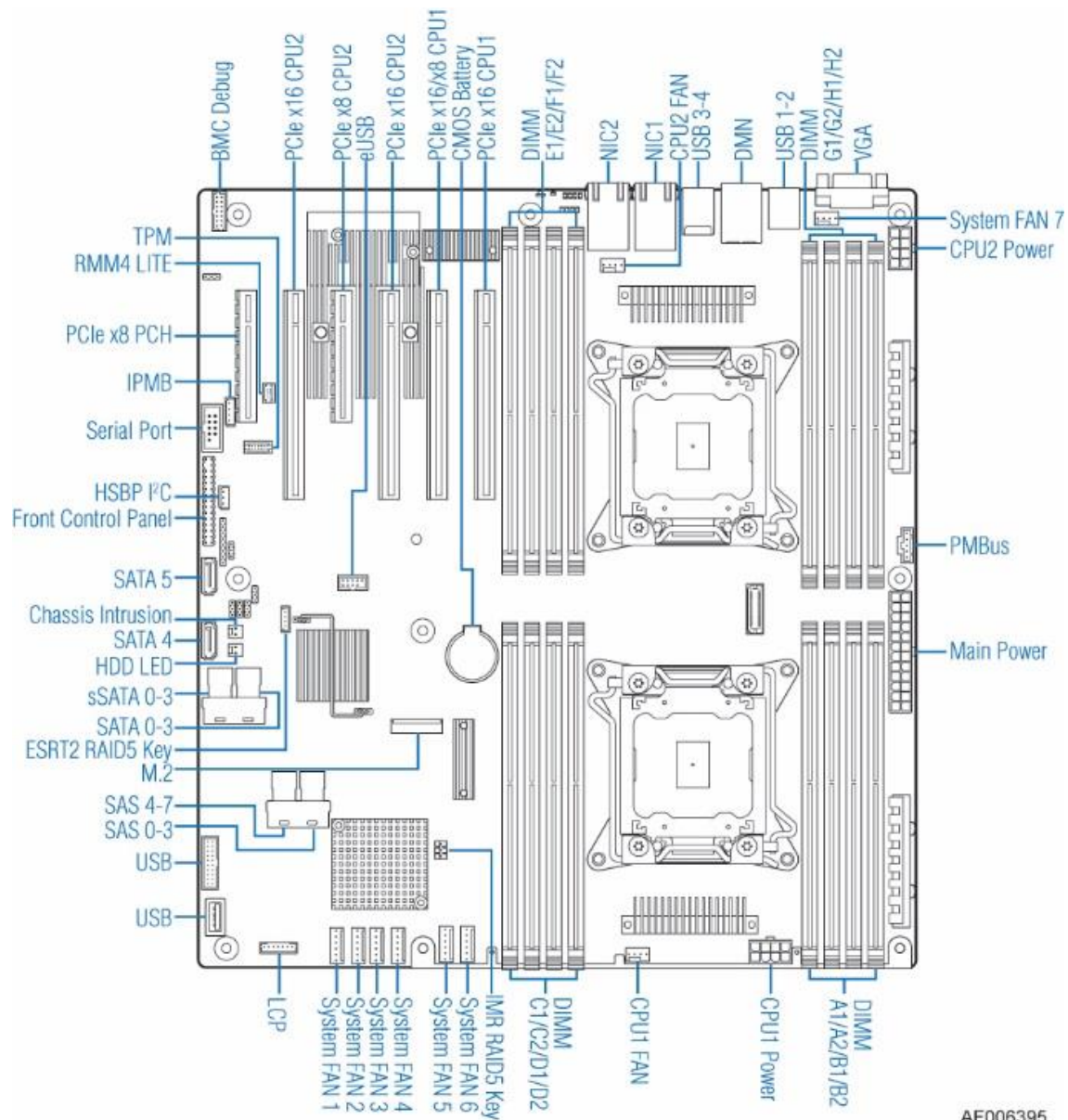
- Intel® Xeon® processor E5-2600 v3 product and v4 processor families
 - **NOTE: Previous generation Intel® Xeon® processors are not supported.**
- DDR4 ECC RDIMM 1600, 1866, 2133 MT/s

Additional Information and Software

For additional information about this family of products or any of their supported accessories, refer to the following resources available at <http://www.intel.com/support>.

Table 1. Product Family Reference Collaterals

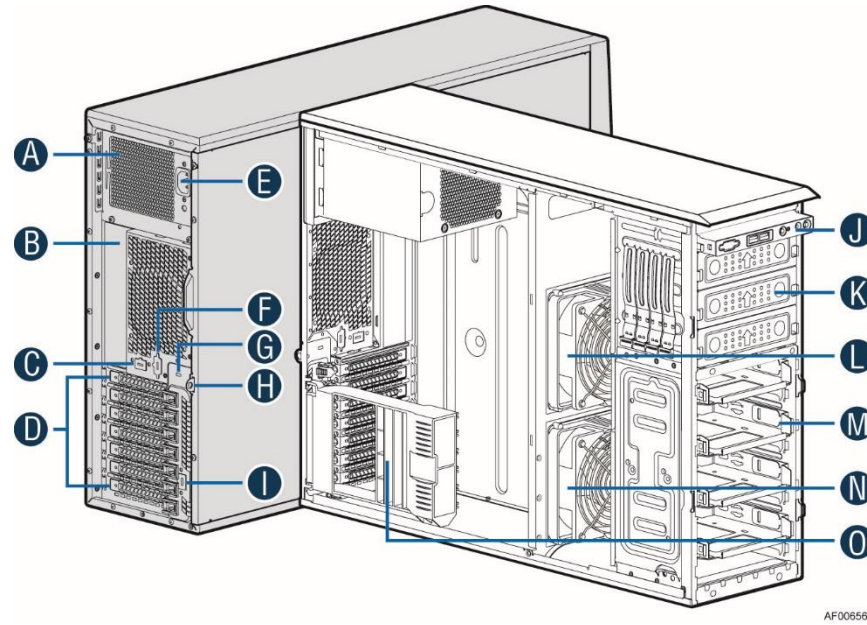
For this information or software	Use this Document or Software
For in-depth technical information about this product family	<ul style="list-style-type: none"> • Intel® Server Board S2600CW Technical Product Specification • Intel® Server System P4000M Product Family Technical Product Specification • Intel® Remote Management Module 4 (Intel® RMM4) and Integrated BMC User Guide • Intel® Remote Management Module 4 Technical Product Specification • Intel® I/O Expansion Modules Hardware Specification • Intel® Server Platform Firmware Specification Update <p>http://www.intel.com/content/www/us/en/motherboards/server-motherboards/server-board-s2600cw.html</p>
For system integration instructions and service guidance	<p>Intel® Server Chassis P4304XXMFEN2/P4304XXMUXX Product Family System Integration and Service Guide</p> <p>Third Party reference chassis</p>
For server configuration guidance and compatibility	<p>Intel® Server Configurator tool</p> <p>Operating System Compatibility</p>
For system power budget guidance	<p>https://www-ssl.intel.com/content/www/us/en/motherboards/server-motherboards/server-board-s2600cw.html?wapkw=intel+server+board+s2600cw+family</p>
For system firmware updates, onboard device drivers, and software to manage your Intel® Server System.	<p>https://www-ssl.intel.com/content/www/us/en/motherboards/server-motherboards/server-board-s2600cw.html?wapkw=intel+server+board+s2600cw+family</p>
For a complete list of supported processors, memory, add-in cards, and peripherals check THOL at:	<p>Tested Hardware and Operating Systems List</p>
S2600CW drivers, firmware and utilities	<p>Drivers, Firmware and utilities</p>



AF006395

Figure 1. Intel® Server Board Feature Set Identification

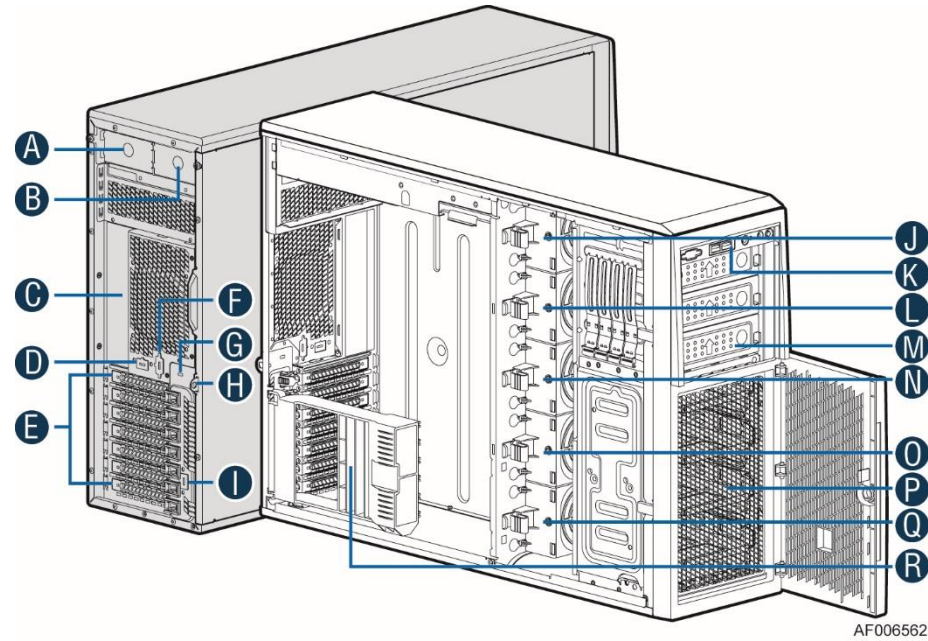
(SAS 0-3 and SAS 4-7) are installed only on S2600CW2SR and S2600CWTSR SKUs



AF006561

Label	Description
A	550 W fixed power supply
B	I/O ports
C	Alternate RMM4 knockout
D	PCI add-in board slot covers
E	AC input power connector
F	Serial ports knockout
G	A cable lock mounting hole
H	Padlock loop
I	Alternate RMM4 knockout
J	Front control panel
K	5.25" peripheral bays
L	CPU zone system fan (fixed system fan 2)
M	Fixed hard drive carrier tray
N	PCI zone system fan (fixed system fan 1)
O	PCI card retainer

Figure 2. Intel® Server Chassis P4304XXMFEN2 Feature Set Identification



AF006562

Label	Description
A	Filler 1 for one hot-swap power supply module
B	Filler 2 for one hot-swap power supply module
C	I/O ports
D	Alternate RMM4 knockout
E	PCI add-in board slot covers
F	Serial ports knockout
G	A cable lock mounting hole
H	Padlock loop
I	Alternate RMM4 knockout
J	Hot-swap system fan 5
K	Front control panel
L	Hot-swap system fan 4
M	5.25" peripheral bays
N	Hot-swap system fan 3
O	Hot-swap system fan 2
P	Fixed hard drive carrier tray
Q	Hot-swap system fan 1
R	PCI card retainer

Figure 3. Intel® Server Chassis P4304XXMUXX Feature Set Identification

1.1 Product Family Summary Chart

The Intel® Server Board S2600CW product family consist in four Intel® Server Board options: DBS2600CW2R, DBS2600TR, DBS2600CW2SR, and DBS2600CWTSR. See Table 2 for the feature set summary of each server board option.

The **S2600CW2R** SKU offers dual 1 GbE NIC ports.

The **S2600CWTR** SKU offers dual 10 GbE NIC ports.

The **S2600CW2SR** SKU offers dual 1 GbE NIC ports and onboard SAS controller.

The **S2600CWTSR** SKU offers dual 10 GbE NIC ports and onboard SAS controller.

The following tables provide an overview of the available Intel product codes for building blocks within the Intel® Server Board S2600CW product family. Each line item identifies key features supported in the shipping Intel SKU. Additional order code information and full product descriptions for each option are provided in later sections.

Table 2. Server Board Product Family Summary

Intel Product Code	# of CPU sockets	# of DIMM Slots	# of Add- in Cards Slots	Onboard RJ45 LAN Ports	Onboard SAS Controller
Server Board only					
S2600CW2R	2	16	6	2x1GbE	NA
S2600CWTR	2	16	6	2x10GbE	NA
S2600CW2SR	2	16	6	2x1GbE	Yes
S2600CWTSR	2	16	6	2x10GbE	Yes

Table 3. Server Chassis & Server System Product Family Summary

Intel Product Code	Chassis Form Factor	Fans	Bezel	Power Supply Modules	Air Duct
Chassis Only					
P4304XXMFEN2	4U	2 x fixed	Fixed drive bezel	Yes 1 x Fixed 550 W	Yes
P4304XXMUXX	4U	5 x hot-swap	Hot-swap drive bezel	Opt Supports up to 2x hot-swap 750 W or 1600 W	Yes

Terms used in the table:

NA – Not Applicable

Opt – Not Included - Accessory option sold separately

Yes – Option included

2. Server Building Block Configuration

Server building blocks are offered to give Intel customers the option to configure and assemble a unique server system from the basic components, allowing for maximum customization. Each building block component and optional accessory is purchased separately. At a minimum, building up a functional server system using building blocks will require the following:

- Intel® Server Chassis P4000 product family
- Intel® Server Board S2600CW product family
- Hot-swap or Fixed power supply module

NOTE: (The Intel® Server Chassis P4304XXMFEN2 already includes a fixed PSU, while the Intel® Server Chassis P4304XXMUXX requires the purchase and installation of one or two Hot-Swap PSU)

- Power cord(s)
NOTE: Chassis shipped to the US & Canada will contain North American power cord(s).
- Processor(s)
- Memory
- Storage drives
- SATA cables



Intel® Server Chassis P4000



Intel® Server Board S2600CW



Optional Intel accessories that can be added include the following:



- SAS / SAS RAID support provided by either a - PCIe* add-in card or module + and appropriate SAS data cable(s).
- Intel® Remote Management Module 4 Lite

Refer to Chapter 4 for available options.

2.1 Intel® Server Board S2600CW Product Family SKUs

Table 4. Intel® Server Board S2600CW Product Family SKUs

Intel® Product Code (iPC)	Order Information	Product Description	Product Type
<p>iPC – DBS2600CW2R</p> 	<p>MM# - 943803 UPC - 00735858309219 EAN - 5032037081801 MOQ - 5</p> <p>Board Dimensions: SSI EEB 12" x 13"</p> <p>Packaged Gross Weight (Five boards package) 10.7 Kgs, 23.6 Lbs</p> <p>Un-packaged Net Weight (Single board) 1.375 Kgs, 3.03 Lbs</p>	<p style="text-align: center;"><u>Intel® Server Board S2600CW2R</u></p> <ul style="list-style-type: none"> • Support for dual Intel® Xeon® processor E5-2600 v3 and v4 processor families • Intel® C612 Chipset • 16 DDR4 DIMM Slots • Dual Integrated 1 Gb ports with Intel Virtualization Technology • Integrated Baseboard Management controller with IPMI 2.0 support • Optional advanced management features activated by AXXRMM4LITE key • Dedicated management port onboard • Six PCIe* slots <ul style="list-style-type: none"> ○ One x4 PCIe* Gen 2 from PCH ○ One x8 PCIe* Gen 3 from CPU 1 ○ Two x16 PCIe* Gen 3 from CPU 0 ○ Two x16 PCIe* Gen 3 from CPU 1 • Eight SATA through 2 Mini SAS HD ports • Two SATA 6G AHCI ports 	<p>Server Board only</p> <ul style="list-style-type: none"> • Building block option • Spare FRU
<p>iPC – DBS2600CWTR</p> 	<p>MM# - 943805 UPC - 00735858309202 EAN - 5032037081795 MOQ - 5</p> <p>Board Dimensions: SSI EEB 12" x 13"</p> <p>Packaged Gross Weight (Five boards package) 10.7 Kgs, 23.6 Lbs</p> <p>Un-packaged Net Weight (Single board) 1.41 Kgs, 3.11 Lbs</p>	<p style="text-align: center;"><u>Intel® Server Board S2600CWTR</u></p> <ul style="list-style-type: none"> • Support for dual Intel® Xeon® processor E5-2600 v3 and v4 processor families • Intel® C612 Chipset • 16 DDR4 DIMM Slots • Dual Integrated 10 Gb ports with Intel® Virtualization Technology • Integrated Baseboard Management controller with IPMI 2.0 support • Optional advanced management features activated by AXXRMM4LITE key • Dedicated management port onboard • Six PCIe* slots <ul style="list-style-type: none"> ○ One x4 PCIe* Gen 2 from PCH ○ One x8 PCIe* Gen 3 from CPU 1 ○ Two x16 PCIe* Gen 3 from CPU 0 ○ Two x16 PCIe* Gen 3 from CPU 1 • Eight SATA through 2 Mini SAS HD ports • Two SATA 6G AHCI ports 	<p>Server Board only</p> <ul style="list-style-type: none"> • Building block option • Spare FRU

Intel Product Code (iPC)	Order Information	Product Description	Product Type
<p>iPC – DBS2600CW2SR</p> 	<p>MM# - 943804 UPC - 00735858309226 EAN - 5032037081818 MOQ - 5</p> <p>Board Dimensions: SSI EEB 12" x 13"</p> <p>Packaged Gross Weight (Five boards package) 10.7 Kgs, 23.6 Lbs</p> <p>Un-packaged Net Weight (Single board) 1.41 Kgs, 3.11 Lbs</p>	<p>Intel® Server Board S2600CW2SR</p> <ul style="list-style-type: none"> • Support for dual Intel Xeon processor E5-2600 v3 and v4 processor families • Intel® C612 Chipset • 16 DDR4 DIMM Slots • Dual Integrated 1 Gb ports with Intel® Virtualization Technology • Integrated Baseboard Management controller with IPMI 2.0 support • Optional advanced management features activated by AXXRMM4LITE key • Dedicated management port onboard • Six PCIe* slots <ul style="list-style-type: none"> ○ One x4 PCIe* Gen 2 from PCH ○ One x8 PCIe* Gen 3 from CPU 0 ○ One x8 PCIe* Gen3 from CPU 1 ○ One x16 PCIe* Gen 3 from CPU 0 ○ Two x16 PCIe* Gen 3 from CPU 1 • LSI 3008 Battery-less 12G SAS hardware RAID • Eight SATA through 2 Mini SAS HD ports • Two SATA 6G AHCI ports • Eight SAS through 2 Mini-SAS HD ports from LSI3008 	<p>Server Board only</p> <ul style="list-style-type: none"> • Building block option • Spare FRU
<p>iPC – DBS2600CWTSR</p> 	<p>MM# - 943806 UPC - 00735858309233 EAN - 5032037081825 MOQ - 5</p> <p>Board Dimensions: SSI EEB 12" x 13"</p> <p>Packaged Gross Weight (Five boards package) 10.7 Kgs, 23.6 Lbs</p> <p>Un-packaged Net Weight (Single board) 1.375 Kgs, 3.03 Lbs</p>	<p>Intel® Server Board S2600CWTSR</p> <ul style="list-style-type: none"> • Support for dual Intel Xeon processor E5-2600 v3 and v4 processor families • Intel® C612 Chipset • 16 DDR4 DIMM Slots • Dual Integrated 10 Gb ports with Intel® Virtualization Technology • Two PCIe* 3.0 x24 capable slots and two PCIe* 3.0 x16 capable slot (not PCI-SIG* compatible) • Integrated Baseboard Management controller with IPMI 2.0 support • Optional advanced management features activated by AXXRMM4LITE key • Dedicated management port onboard • Six PCIe* slots <ul style="list-style-type: none"> ○ One x4 PCIe* Gen 2 from PCH ○ One x8 PCIe* Gen 3 from CPU 0 ○ One x8 PCIe* Gen3 from CPU 1 ○ One x16 PCIe* Gen 3 from CPU 0 ○ Two x16 PCIe* Gen 3 from CPU 1 • LSI 3008 Battery-less 12G SAS hardware RAID • Eight SATA through 2 Mini SAS HD ports • Two SATA 6G AHCI ports • Eight SAS through 2 Mini-SAS HD ports from LSI3008 	<p>Server Board only</p> <ul style="list-style-type: none"> • Building block option • Spare FRU

2.2 Intel® Chassis P4000 Product Family SKUs


The product tables found in this section provide order code information and detailed descriptions for each available Intel Server Chassis building block option. The lower sections of each table identify:


- The components that are included with the specified chassis product code.
- **Required Items** – Hardware required to be installed to the base system to achieve basic functionality using the default system feature set
- **Optional Accessories** – Some of the available accessories which can be installed to enhance the basic feature set of the server board / chassis. Additional accessories can be found in the following sections.

NOTES:

- Each **required item** and **optional accessory** is sold separately from the specified Intel server building block.
- Items identified as **iPC** (Intel Product Code), are an orderable building block option, accessory or spare FRU.
- In an effort to provide the complete product bill of materials, the included components list in each product table will include items identified by description and by **iPN** (Intel Part Number). The iPN information is provided for reference only. These components are **NOT** orderable as a spare or accessory.

Table 5. Intel® Server Chassis P4000 Product Family SKUs

<p>Intel® Product Code (iPC):</p> <p>iPC – P4304XXMFEN2</p> 	<p>Order Code Information:</p> <p>MM# - 936416 UPC - 00735858292658 EAN - 5032037070980 MOQ - 1</p>	<p>Product Type: Chassis Only Chassis Form Factor: 4U Pedestal mount (Rackable) Chassis dimensions: L=612 mm, W=173 mm, H=438 mm Packaged Gross Weight: 21.8 Kgs, 48 Lbs Un-packaged Net Weight: 16 Kgs, 35.2 Lbs Outer Box Dimensions: L=813 mm, W=348 mm, H=577 mm</p>
<p>Product Definition and Configuration Requirements</p>		
<p>Intel product code P4304XXMFEN2 includes the following components:</p> <ul style="list-style-type: none"> (1) - 4U Pedestal Chassis (1) - Standard Control Panel – iPC FXFXPANEL (1) - Fixed 550 W PSU – iPC FUP550SNRPS (4) - Fixed 3.5"/2.5" drive sleds - iPC FUP4X35NHDK (1) - Fixed 120 mm system fan - iPC FUPNHFANCPU (1) - Fixed 120 mm system fan - iPC FUPMNHFANPCI (1) - Processor/Memory air duct – iPC A4UCWDUCT (1) - Fixed bezel – iPC FUPBEZELFIX2 (1) - Attention documentation (2) – Dual power Connector Cable iPN – G22872-00x (1) – MiniSAS HD to 4 ports SATA 7 pins cable – iPN H19948-00x (1) – Chassis plastic Foot iPN – G35111-00x (1) – Set of standoffs for Motherboard iPN – G35101-00x (1) – Bumper pad for Motherboard iPN – G35112-00x (1) – Set of 5mm screws for Motherboard iPN – G35096 	<p style="text-align: center;"><u>Required Items – Sold Separately:</u></p> <ul style="list-style-type: none"> • Intel® Server Board S2600CW (choose one) <ul style="list-style-type: none"> ○ iPC DBS2600CW2R – with dual 1 GbE NIC ports ○ iPC DBS2600CWTR – with dual 10 GbE NIC ports ○ iPC DBS2600CW2SR – with dual 1 GbE NIC ports and onboard SAS controller ○ iPC DBS2600CWTSR – with dual 10 GbE NIC ports and onboard SAS controller • Power Cord(s) <p>NOTE: Chassis shipped to the US & Canada will contain North American power cords.</p> <ul style="list-style-type: none"> • One or two Intel® Xeon® processor E5-2600 v3/v4 processor families • ECC DDR4 memory (RDIMM) • SATA cables 	<p style="text-align: center;"><u>Optional Intel Accessories – Sold Separately:</u></p> <ul style="list-style-type: none"> • Intel® SAS RAID Card / Module – See Section 4.3 for options. • SAS/SATA backplane - See Section 4.1 for options. • Hot swap drive cages - See Section 4.1 for options. • Rack options - See 4.5 Section for options. • iPC FUPBEZELHSD2 – Lockable front bezel for hot swap drive • iPC AXXRMM4LITE – Intel® Remote Management Module Lite key. For advanced management features • Storage Drives <p>See Chapter 4 for all available accessory options.</p>

<p>Intel Product Code (iPC):</p> <p>iPC – P4304XXMUXX</p> 	<p>Order Code Information:</p> <p>MM# - 937011 UPC - 00735858289962 EAN - 5032037068802 MOQ - 1</p>	<p>Product Type: Chassis Only Chassis Form Factor: 4U rack mount Chassis dimensions: L=612 mm, W=173 mm, H=438 mm Packaged Gross Weight: 23.8 Kgs, 52.4 Lbs Un-packaged Net Weight: 15.5 Kgs, 34.2 Lbs Outer Box Dimensions: L=813 mm, W=348 mm, H=577 mm</p>
<p>Product Definition and Configuration Requirements</p>		
<p>Intel product code P4304XXMUXX includes the following components:</p> <ul style="list-style-type: none"> (1) – 4U Chassis (1) - Standard Control Panel – iPC FXXFPANEL (1) - Power Distribution Board – iPC FUPPDBHC2 (1) – Power Supply Cage – iPC FUPCRPSCAGE (5) – Redundant/Hot swap 80mm system fans - iPC FUPMLHSFAN (4) - Fixed 3.5"/2.5" drive sleds - iPC FUP4X35NHDK (1) – Processor/Memory air duct – iPC A4UCWDUCT (1) – Hot swap bezel with lock – iPC FUPBEZELHSD2 (1) – Fixed EMI cover (1) - Attention documentation (2) – Dual power Connector Cable iPN – G22872-00x (1) – MiniSAS HD to 4 ports SATA 7 pins cable – AXXCBL450HD7S (1) – Chassis plastic Foot iPN – G35111-00x (1) – Set of standoffs for Motherboard iPN – G35101-00x (1) – Bumper pad for Motherboard iPN – G35112-00x (1) – Set of 5mm screws for Motherboard iPN – G35096 	<p>Required Items – Sold Separately:</p> <ul style="list-style-type: none"> • Intel® Server Board S2600CW (choose one) <ul style="list-style-type: none"> ○ iPC DBS2600CW2R – with dual 1 GbE NIC ports ○ iPC DBS2600CWTR – with dual 10 GbE NIC ports ○ iPC DBS2600CW2SR – with dual 1 GbE NIC ports and onboard SAS controller ○ iPC DBS2600CWTSR – with dual 10 GbE NIC ports and onboard SAS controller • Power Cord(s) <p>NOTE: Chassis shipped to the US & Canada will contain North American power cords.</p> <ul style="list-style-type: none"> • One or two Intel Xeon processor E5-2600 v3/v4 processor families • ECC DDR4 memory (RDIMM) • SATA cables 	<p>Optional Intel Accessories – Sold Separately:</p> <ul style="list-style-type: none"> • Intel® SAS RAID Card / Module – See Section 4.3 for options. • Power supply - See 0 Section for options. • SAS/SATA backplane - See Section 4.1 for options. • Hot swap drive cages - See Section 4.1 for options. • iPC AXXRMM4LITE – Intel® Remote Management Module Lite key. For advanced management features • Storage Drives <p>See Chapter 4 for all available accessory options.</p>

3. SAS/SATA Data Cable Guide

By default, the chassis include one **AXXCBL450HD7S** cable that can be routed from the motherboard to each of four HDDs. SAS data cables may need to be ordered separately when adding a SAS RAID module, SAS RAID PCIe* add-in card and/or Hot-Swap Backplanes to the system. SAS / SATA data cables are NOT included with any of the chassis.

3.1 SAS/SATA Data Cable Connector Types

There are three storage interface connector types used within this product family:

Table 6. Single Port SATA Connector


Image	Description
	<p>7-pin Single Port SATA Support for up to 6 Gb/sec SATA devices</p> <p>Where used:</p> <ul style="list-style-type: none"> - On the server board - SATA Optical Drive – CD/DVD - SATA DOM

Table 7. Multiple Channel MiniSAS HD Connectors



Image	Description
	<p>SFF-8643 Support for up to 12 Gb/Sec SAS and 6 Gb/sec SATA devices PCIe* (NVMe*) SFF support associated with Intel Accessory Kit iPC FUP8x25S3NVDK</p> <p>Where used:</p> <ul style="list-style-type: none"> - 12 Gb/sec 4x3.5" Hot-Swap Backplane (iPC FUP4X35S3HSDK, FUP4X35S3HSBP) - 12 Gb/sec 8x2.5" Hot-Swap Backplane (iPC FUP8X25S3HSDK, FX8X25S3HSBP) - All 12 Gb/sec SAS RAID Controllers - All 12 Gb/sec SAS Expander Cards

Table 8. Multiple Channel MiniSAS Connectors





Image	Description
	<p>SFF-8087 Support for up to 6 Gb/sec SAS / SATA devices</p> <p>Where used:</p> <ul style="list-style-type: none"> - 6 Gb/sec 8x3.5" Hot-Swap Backplane (iPC FUP8X35HSDK, FUP8X35HSBP) - All 6 Gb/sec SAS RAID Controllers - All 6 Gb/sec SAS Expander Cards

When connecting a 6 Gb/sec SAS Controller or SAS Expander to a 12 Gb/sec capable hot swap backplane, the data cables used need an SFF-8643 connector on one end of the cable and a SFF-8087 connector on the other. See Table 19. Storage Data Cable Kit Description and Order Information for appropriate cable kits.

3.2 Server System Cable Guide

Product tables in this section reference SAS/SATA cables using different connector types to meet the connection and routing requirements for the specified system configuration. Each cable reference and product code will identify the connector type at each end of the cable using the following identifiers: **HR**, **HD**, **MS** and **7[S|R|P]**. The following table identifies the cable connector types and their identifiers.

Table 9. Cable connector types

	<p>HR = Right Angle SFF-8643 Mini SAS HD Connector</p>
	<p>HD = Straight SFF-8643 Mini SAS HD Connector</p>
	<p>MS = Straight SFF-8087 Mini SAS Connector (compatible with 6 Gb/sec SAS controllers and expanders)</p>
	<p>7[S R P] =7-pin Single Port SATA (Support for up to 6 GB/sec SATA devices).</p>

Cable Kit Product Code Example - **AXXCBL950HDMS**

AXXCBL – Identifies an accessory cable kit

950 – identifies the length of the cable in millimeters

HD – identifies that one end of cable connector has SFF-8643 connector

MS – identifies that the other end of cable connector has SFF-8087 connector

7[S|R|P] – identifies that the other end of cable connector has single port SATA

Drive numbering in the system illustrations is for general reference only. Actual drive numbering is dependant on SAS / SATA controller configuration and how they are cabled to the backplane. Each installed backplane includes a multi-port data connector for each for drive group.

Each table in the following sections identifies the cable connections and recommended cable lengths for each supported storage controller option in the specified system. Each “recommended” cable length for a given connector pair provides enough cable to attach the two devices with the least amount of excess cable, resulting in the cleanest cable routing. See Table 19. Storage Data Cable Kit Description and Order Information for appropriate cable kits to use on your system.

3.2.1 Fixed HDDs SAS/SATA Cable Guide

One Mini-SAS cable - iPC **AXXCBL450HD7S** is included in the server chassis while the other cables must be ordered separately, as needed.

One additional set of HDD trays - iPC **FUP4X35NHDK** is needed for a fixed 8x3.5” or fixed 8x2.5” hard drive configuration since the Intel® Server Chassis is shipped with only 4 HDD trays.

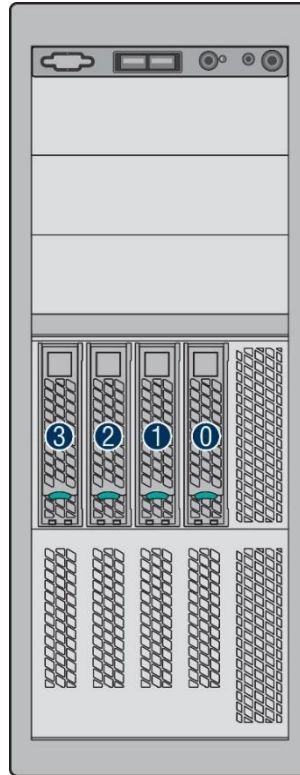
Table 10. Fixed HDD Configuration SATA Cable Guide

Drive Support	Cables for On-Board SATA Capable Controller to Hard Drive	Cables for On-Board SAS Controller on S2600CW2SR or S2600CWTSR to Hard Drive	Cables for 12 Gb SAS RAID PCIe* add-in card to Hard Drive	Cables for 6 Gb SAS RAID PCIe* add-in card to Hard Drive
Fixed 4x3.5"	<p>Cable Connections: SATA -> HDD 450 mm HD --- 7S (1) AXXCBL450HD7S Cable included with the server chassis</p>	<p>Cable Connections: SAS onboard-> HDD 450 mm HD --- 7S (1) AXXCBL450HD7S Cable included with the server chassis</p>	<p>Cable Connections: SAS Add-in card -> HDD 900 mm HD --- 7S (1) AXXCBL900HD7R Cable must be ordered separately. The kit includes two cables.</p>	<p>Cable Connections: SAS Add-in card -> HDD 740 mm MS --- 7S (1) AXXCBL740MS7P Cable must be ordered separately. The kit includes two cables.</p>

Drive Support	Cables for On-Board SATA Capable Controller to Hard Drive	Cables for On-Board SAS Controller on S2600CW2SR or S2600CWTSR to Hard Drive	Cables for 12 Gb SAS RAID PCIe* add-in card to Hard Drive	Cables for 6 Gb SAS RAID PCIe* add-in card to Hard Drive
Fixed 8x3.5"	<p>Cable Connections: SATA -> HDD sSATA-> HDD 450 mm HD --- 7S (2) AXXCBL450HD7S One cable is included with the server chassis while another cable must be ordered separately. The kit includes two cables. Requires two extra power adapter cables included in Electrical Maintenance Kit FUPMESK</p>	<p>Cable Connections: SAS onboard -> HDD 450 mm HD --- 7S (2) AXXCBL450HD7S One cable is included with the server chassis while another cable must be ordered separately. The kit includes two cables. Requires two extra power adapter cables included in Electrical Maintenance Kit FUPMESK</p>	<p>Cable Connections: SAS Add-in card -> HDD 900 mm HD --- 7S (2) AXXCBL900HD7R Cables must be ordered separately. The kit includes two cables. Requires two extra power adapter cables included in Electrical Maintenance Kit FUPMESK</p>	<p>Cable Connections: SAS Add-in card -> HDD 740 mm HD --- 7S (2) AXXCBL740MS7P Cables must be ordered separately. The kit includes two cables. Requires two extra power adapter cables included in Electrical Maintenance Kit FUPMESK</p>
Fixed 4x2.5"	<p>Cable Connections: SATA -> HDD 450 mm HD --- 7S (1) AXXCBL450HD7S Cable included with the server chassis</p>	<p>Cable Connections: SAS onboard -> HDD 450 mm HD --- 7S (1) AXXCBL450HD7S Cable included with the server chassis</p>	<p>Cable Connections: SAS Add-in card -> HDD 900 mm HD --- 7S (1) AXXCBL900HD7R Cable should be ordered separately.</p>	<p>Cable Connections: SAS Add-in card -> HDD 740 MS --- 7S (1) AXXCBL740MS7P Cable should be ordered separately.</p>
Fixed 8x2.5"	<p>Cable Connections: SATA -> HDD sSATA -> HDD 450 mm HD --- 7S (2) AXXCBL450HD7S One cable is included with the server chassis while another cable must be ordered separately. The kit includes two cables. Requires two extra power adapter cables included in Electrical Maintenance Kit FUPMESK</p>	<p>Cable Connections: SAS onboard -> HDD 450 mm HD --- 7S (2) AXXCBL450HD7S One cable is included with the server chassis while another cable must be ordered separately. The kit includes two cables. Requires two extra power adapter cables included in Electrical Maintenance Kit FUPMESK</p>	<p>Cable Connections: SAS Add-in card -> HDD 900 mm HD --- 7S (2) AXXCBL900HD7R Cables must be ordered separately. The kit includes two cables. Requires two extra power adapter cables included in Electrical Maintenance Kit FUPMESK</p>	<p>Cable Connections: SAS Add-in card -> HDD 740 mm HD --- 7S (2) AXXCBL740MS7P Cables must be ordered separately. The kit includes two cables. Requires two extra power adapter cables included in Electrical Maintenance Kit FUPMESK</p>

3.2.2 4x3.5" Hot-swap HDD SAS/SATA Cable Guide

The 4x3.5" hot-swap hard drive configuration is an upgrade option that requires a hot-swap hard drive cage kit - iPC FUP4X35S3HSDK. The Mini-SAS cable kits - iPC AXXCBL380HDHD, AXXCBL650HDHD or AXXCBL650HDMS must to be ordered separately.



AF004718

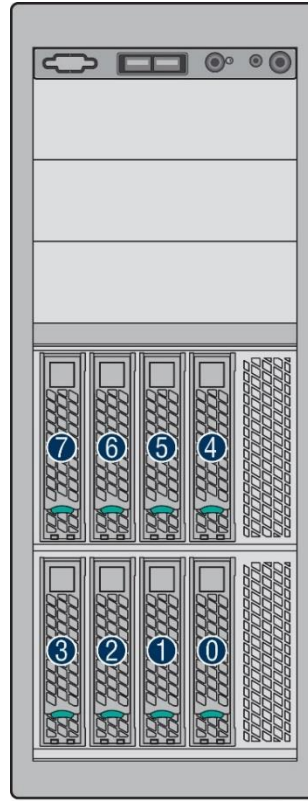
Figure 4. SATA/SAS 0-4

Table 11. 4x3.5" Hot-swap HDD Configuration Cable Guide

Drive Support	Cables for On-Board SATA Controller to Backplane	Cables for On-Board SAS Controller on S2600CW2SR or S2600CWTSR to Backplane	Cables for 12 Gb SAS RAID PCIe* add-in card to Backplane	Cables for 6 Gb SAS RAID PCIe* add-in card to Backplane
Hot-swap 4x3.5"	SATA -> BP 380 mm HD --- HD (1) AXXCBL380HDHD The kit includes two cables. Only one required.	SAS onboard-> BP 380 mm HD --- HD (1) AXXCBL380HDHD The kit includes two cables. Only one required.	SAS Add-in card -> BP 650 mm HD --- HD (1) AXXCBL650HDHD The kit includes two cables. Only one required.	SAS Add-in card -> BP 650 mm HD --- MS (1) AXXCBL650HDMS The kit includes two cables. Only one required.

3.2.3 8x3.5" Hot-swap HDD SAS/SATA Cable Guide

The 8x3.5" hot-swap hard drive configuration is an upgrade option that requires two hot-swap hard drive cage kits - iPC **FUP4X35S3HSDK**. The Mini-SAS cable kits - iPC **AXXCBL380HDHD**, **AXXCBL650HDHD** or **AXXCBL650HDMS** must be ordered separately.



AF004719

Figure 5. SATA/SAS 0-7

Table 12. 8x3.5" Hot-swap HDD Configuration Cable Guide

Drive Support	Cables for On-Board SATA Controller to Backplane	Cables for On-Board SAS Controller on S2600CW2SR or S2600CWTSR to Backplane	Cables for 12 Gb SAS RAID PCIe* add-in card to Backplane	Cables for 6 Gb SAS RAID PCIe* add-in card to Backplane
Top and Bottom Hot-swap 4x3.5"	SATA -> BP sSATA -> BP 380 mm HD --- HD (2) AXXCBL380HDHD The kit includes two cables.	SAS onboard -> BP 380 mm HD --- HD (2) AXXCBL380HDHD The kit includes two cables.	SAS Add-in card -> BP 650 mm HD --- HD (2) AXXCBL650HDHD The kit includes two cables.	SAS Add-in card -> BP 650 mm HD --- MS (2) AXXCBL650HDMS The kit includes two cables.

3.2.4 8x2.5" Hot-swap HDD SAS/SATA Cable Guide

The 8x2.5" hot-swap hard drive configuration is an upgrade option that requires a hot-swap hard drive cage kit - iPC **FUP8X25S3HSDK**.

The Mini-SAS cable kits - iPC **AXXCBL380HDHD**, **AXXCBL650HDHD** or **AXXCBL650HDMS** must be ordered separately.

NOTE: For data cable information associated with Intel® Accessory Kit **FUP8X25S3NVDK**, see section 3.2.6




Figure 6. SATA/SAS 0-7

Table 13. 8x2.5" Hot-swap HDD Configuration Cable Guide

Drive Support	Cables for On-Board SATA Controller to Backplane	Cables for On-Board SAS Controller on S2600CW2SR or S2600CWTSR to Backplane	Cables for 12 Gb SAS RAID PCIe* add-in card to Backplane	Cables for 6 Gb SAS RAID PCIe* add-in card to Backplane
Hot-swap 8x2.5"	SATA -> BP sSATA -> BP 380 mm HD --- HD (2) AXXCBL380HDHD The kit includes two cables.	SAS -> BP 380 mm HD --- HD (2) AXXCBL380HDHD The kit includes two cables.	SAS Add-in card -> BP 650 mm HD --- HD (2) AXXCBL650HDHD The kit includes two cables.	SAS Add-in card -> BP 650 mm HD --- MS (2) AXXCBL650HDMS The kit includes two cables.

3.2.5 16x2.5" Hot-swap SAS/SATA HDD Cable Guide

The 16x2.5" hot-swap hard drive configuration is an upgrade option that requires two hot-swap hard drive cage kits - iPC **FUP8X25S3HSDK**. The Mini-SAS cable kits - iPC **AXXCBL380HDHD**, **AXXCBL650HDHD** or **AXXCBL650HDMS** must be ordered separately.

NOTE: For data cable information associated with Intel® Accessory Kit **FUP8X25S3NVDK**, see section 3.2.6

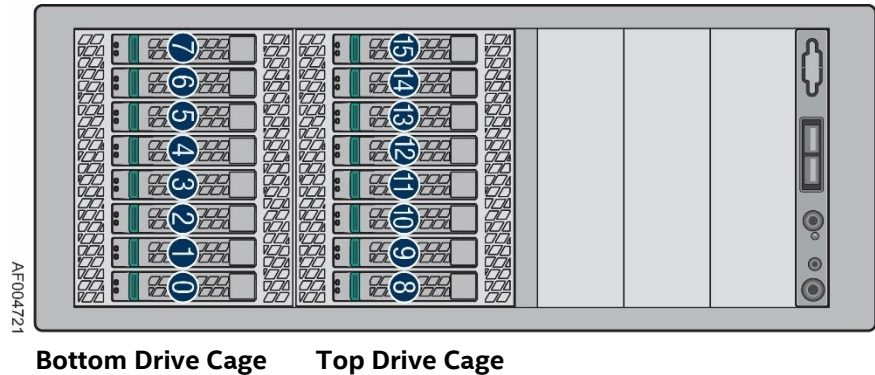


Figure 7. SATA/SAS 0-15

3.2.5.1 16x2.5" Hot Swap HDD SAS/SATA Cable Guide (with No SAS expander)

For S2600CW2SR and S2600CWTSR, 16x2.5" drives can be used without the need to install an expander or additional RAID PCIe card. The 16 drives will be split in two different groups of eight drives each; one managed by the On-Board SATA controller and the other managed by the On-Board SAS controller.



Table 14. 16x2.5" Hot-swap HDD Cable Guide (with no SAS Expander)

Drive Support	Cables for On-Board SATA Controller to Backplane	Cables for On-Board SAS Controller on S2600CW2SR or S2600CWTSR to Backplane	Cables for 12 Gb SAS RAID PCIe* add-in card to Backplane	Cables for 6 Gb SAS RAID PCIe* add-in card to Backplane
Top and Bottom Hot-swap 8x2.5"	SATA -> BP sSATA-> BP 380 mm HD --- HD (2) AXXCBL380HDHD per cage. The kit includes two cables.	SAS onboard -> BP 380 mm HD --- HD (2) AXXCBL380HDHD per cage. The kit includes two cables.	SAS Add-in Card -> BP 650 mm HD --- HD (2) AXXCBL650HDHD per cage. The kit includes two cables	SAS Add-in Card -> BP 650 mm HD --- MS (2) AXXCBL650HDMS per cage. The kit includes two cables.

3.2.5.2 16x2.5” Hot Swap HDD SAS/SATA Cable Guide (with SAS expander)

SAS drive configurations consisting of more than 8 drives may require the addition of a SAS Expander card. In a 16x2.5” system configuration, the SAS expander **RES3FV288** must be installed in any available PCIe add-in slot, or when using **RES3TV360**, the card must be installed between the system fans and the backplane of the HDD cages. Intel provides two SAS expander options to support this drive configuration, see the following table.

Table 15. SAS Expanders compatible with Intel® Server Boards S2600CW Family

Intel Product Code	Order Information	Product Description	Product Type
<p>iPC – RES3FV288</p>  <p>Intel® RAID Expander RES3FV288</p>	<p>MM# – 932895 UPC – 00735858287548 EAN – 5032037067287 MOQ - 5</p>	<p>SAS 3.0 12 Gb/s expander</p> <ul style="list-style-type: none"> Featuring 6 Gbps data aggregation for 12 Gbps data transfer with 6 Gb/s devices Low Profile MD2 PCIe* add-in card form factor 28 internal ports and 8 external ports Redundant dual-port capable for HA and high performance systems Power from PCIe x1 HD Mini-SAS 8643 Connectors <p>Kit includes: (1) SAS Expander card, (2) HD-HD 250mm Expander-to-RAID card cables, PCI brackets for Low profile and Full height</p> <p>Required (sold separately): HD-HD SAS DATA Cables – Expander to backplane – See Table 16</p>	<ul style="list-style-type: none"> Accessory Kit
<p>iPC – RES3TV360</p>  <p>Intel® RAID Expander RES3TV360</p>	<p>MM# – 932894 UPC – 00735858287364 EAN – 5032037067102 MOQ - 5</p>	<p>SAS 2.0 12 Gb/s expander</p> <ul style="list-style-type: none"> 36-port, 12 Gb/s-capable expander card <p>Kit includes: (1) 12 Gb/s SAS Expander card, (2) Cables to connect to 24-ports on nearby drive backplane</p> <p>Required (sold separately): HD-HD SAS Expander-to-RAID Data Cables for connecting – See Table 16</p>	<ul style="list-style-type: none"> Accessory Kit

NOTE: The onboard SATA ports are not compatible with SAS Expander cards. The onboard SATA ports can only be cabled directly to a specified backplane or HDD.

Table 16. Hot-swap HDD Cable Guide (with SAS Expander)

Drive Support	Cables for On-Board SATA Controller to Backplane	Cables for On-Board SAS Controller on S2600CW2SR or S2600CWTSR + 12 Gb SAS Expander to Backplane	Cables for 12 Gb SAS RAID PCIe* add-in card to Backplane	Cables for 6 Gb SAS RAID PCIe* add-in card to Backplane
<p>Top and Bottom Hot-swap 8x2.5"</p>	<p>N/A</p>	<p>With RES3FV288 Expander installed on PCIe slot:</p> <ul style="list-style-type: none"> - Use cables in Expander Kit to attach SAS ROC to Expander Card. - To connect the expander to Backplane use cable (2) AXXCBL650HDHD per cage. The kit includes two cables. <p>With RES3TV360 Expander installed in the space between the system fans and backplanes:</p> <ul style="list-style-type: none"> - Use cables in Expander Kit to attach Expander to backplane. - For connect the SAS ROC to Expander use cable (2) AXXCBL380HDHD. The kit includes two cables. 	<p>With RES3FV288 Expander installed on PCIe slot:</p> <ul style="list-style-type: none"> - Use cables in Expander Kit to attach PCIe SAS card to Expander Card. - To connect the expander to Backplane use cable (2) AXXCBL650HDHD per cage. The kit includes two cables. <p>With RES3TV360 Expander installed in the space between the system fans and backplanes:</p> <ul style="list-style-type: none"> - Use cables in Expander Kit to attach Expander to backplane. - For connect the PCIe SAS to Expander use cable (2) AXXCBL380HDHD. The kit includes two cables. 	<p>With RES3FV288 Expander installed on PCIe slot:</p> <ul style="list-style-type: none"> - Use cables in Expander Kit to attach PCIe SAS card to Expander Card. - To connect the expander to Backplane use cable (2) AXXCBL650HDMS per cage. The kit includes two cables. <p>With RES3TV360 Expander installed in the space between the system fans and backplanes:</p> <ul style="list-style-type: none"> - Use cables in Expander Kit to attach Expander to backplane. - For connect the PCIe SAS to Expander use cable (2) AXXCBL650HDMS. The kit includes two cables.

3.2.6 8x2.5" Hot-swap HDD SAS/SATA Cable Guide for Combo PCIe* SFF (NVMe*) SSD / SAS Backplane (iPC FUP8X25S3HSDK)

The 8x2.5" combo backplane kit is capable of supporting a combination of both SAS devices and up to four PCIe* SFF (Small Form Factor) (NVMe) SSD drives. All eight drive connectors are capable of supporting a SAS device, but only four include SFF8639 connectors that can support PCIe* SFF (NVMe) SSDs. Mini-SAS cable kits - iPC **AXXCBL380HDHD**, **AXXCBL650HDHD** or **AXXCBL650HDMS** need to be ordered separately.





Figure 8 SATA/SAS 0-7

Table 17. Combo Backplane Module Placement – 8 x 2.5" front drive configurations

Drive Support	Cables for On-Board SATA Controller to Backplane	Cables for On-Board SAS Controller on S2600CW2SR or S2600CWTSR to Backplane	Cables for 12 Gb SAS RAID PCIe* add-in card to Backplane	Cables for 6 Gb SAS RAID PCIe* add-in card to Backplane
<p>Hot-swap 8x2.5" Combo SAS / SATA + PCIe* SSD SFF (NVMe) 12 Gb SAS capable</p> <p>PCIe* cables included in accessory kit. For SAS/SATA support, see the following options.</p>	<p>SATA -> BP sSATA -> BP 380mm HD --- HD (2) AXXCBL380HDHD The kit includes two cables.</p> <p>Use PCIe cables included with Combo backplane kit for PCIe* SSD / NVMe drive support.</p>	<p>SAS onboard -> BP 380mm HD --- HD (2) AXXCBL380HDHD The kit includes two cables.</p> <p>Use PCIe cables included with Combo backplane kit for PCIe* SSD / NVMe drive support.</p>	<p>SAS Add-in card -> BP 650mm HD --- HD (2) AXXCBL650HDHD The kit includes two cables.</p> <p>Use PCIe cables included with Combo backplane kit for PCIe* SSD / NVMe drive support.</p>	<p>SAS Add-in card -> BP 650mm HD --- MS (2) AXXCBL650HDMS The kit includes two cables.</p> <p>Use PCIe* cables included with Combo backplane kit for PCIe* SSD / NVMe drive support.</p>

3.2.7 16x2.5" Hot-swap SAS/SATA HDD with Combo PCIe* SFF (NVMe*) SSD / SAS Backplane (iPC FUP8X25S3HSDK) cable guide

The 8x2.5" combo backplane kit is capable of supporting a combination of both SAS devices and up to four PCIe* SFF (Small Form Factor) (NVMe) SSD drives. All eight drive connectors are capable of supporting a SAS device, but only four include SFF8639 connectors that can support PCIe* SFF (NVMe) SSDs. The PCIe x16 interface add-in card MUST be installed on a x16 PCIe physical/electrical slot. Refer to the S2600CW Family TPS for more information. The system is limited to supporting only one combo backplane kit in addition to one or two other backplane options.




Bottom Drive Cage Top Drive Cage
Figure 9. SATA/SAS 0-15



Table 18. Combo Backplane Module Placement – 16 x 2.5" front drive configurations

Drive Support	Cables for On-Board SATA Controller to Backplane	Cables for On-Board SAS Controller on S2600CW2SR or S2600CWTSR to Backplane	Cables for 12 Gb SAS RAID PCIe* add-in card to Backplane	Cables for 6 Gb SAS RAID PCIe* add-in card to Backplane
<p>Hot-swap 8x2.5" & Hot-swap 8x2.5" Combo SAS / SATA + PCIe* SSD SFF (NVMe)</p> <p>Cabling options are the same for Top and Bottom Bay.</p>	<p>SATA -> BP sSATA -> BP 380 mm HD --- HD (2) AXXCBL380HDHD per cage The kit includes two cables.</p> <p>Use PCIe cables included with Combo backplane kit for PCIe* SSD / NVMe drive support.</p>	<p>SAS onboard-> BP 380 mm HD --- HD (2) AXXCBL380HDHD per cage The kit includes two cables.</p> <p>Use PCIe cables included with Combo backplane kit for PCIe* SSD / NVMe drive support.</p>	<p>SAS Add-in card -> BP 650 mm HD --- HD (2) AXXCBL650HDHD per cage The kit includes two cables.</p> <p>Use PCIe cables included with Combo backplane kit for PCIe* SSD / NVMe drive support.</p>	<p>SAS Add-in card -> BP 650 mm HD --- MS (2) AXXCBL650HDMS per cage The kit includes two cables.</p> <p>Use PCIe cables included with Combo backplane kit for PCIe* SSD / NVMe drive support.</p>

3.3 Intel® SAS / SATA Data Cable Kits

Table 19. Storage Data Cable Kit Description and Order Information

Intel Product Code	Order Information	Product Description
<p>iPC - FXXSSIPWR</p> 	<p>MM# - 936430 UPC - 00735858289702 EAN - 5032037068642 MOQ - 10</p>	<p>Power adapter/dongle for chassis with limited space access for board power connectors NOTE: not required in Intel chassis</p>
<p>iPC - AXXRJ45DB93</p> 	<p>MM# - 920430 UPC - 00735858242820 EAN - 5032037037525 MOQ - 1</p>	<p>Serial adapter Kit with the following cables:</p> <ul style="list-style-type: none"> • 1040 mm Serial 10pin header to DB9 Cable • 520 mm Serial 10pin header to DB9 Cable • 100 mm DCD RJ45 to DB9 Cable • 100 mm DSR RJ45 to DB9 Cable
<p>iPC - AXXCBL380HDHD</p> 	<p>MM# - 936427 UPC - 00735858284738 EAN - 5032037065023 MOQ - 1</p>	<p>380 mm long, cable kit (2 cables included). Straight SFF8643 to straight SFF8643 Used for connecting Hot Swap drive cages to mainboard SATA ports.</p>
<p>iPC - AXXCBL450HD7S</p> 	<p>MM# - 936428 UPC - 00735858287388 EAN - 5032037067126 MOQ - 1</p>	<p>450 mm long, cable kit (2 cables included). Straight SFF8643 to straight 7-pin SATA. Used to connect fixed SATA drives to mainboard SATA ports. Spare for cables shipped with chassis.</p>



Intel Product Code	Order Information	Product Description
<p>iPC - AXXCBL650HDMS</p> 	<p>MM# - 927237 UPC - 735858266963 EAN - 5032037053631 MOQ - 1</p>	<p>650 mm long, cable kit (2 cables included). Straight MiniSAS-HD (SFF8643) to straight Mini-SAS (SFF8087) Used to connect 6G/s SAS cards (with SFF-8087 connectors) to backplanes</p>
<p>iPC - AXXCBL650HDHD</p> 	<p>MM# - 937129 UPC - 735858284752 EAN - 5032037065047 MOQ - 1</p>	<p>650 mm long, cable kit (2 cables included). Straight MiniSAS-HD (SFF8643) to straight MiniSAS-HD (SFF8643) Used to connect 12 G/s SAS cards (with SFF-8643 connectors) to backplanes</p>
<p>iPC - AXXCBL900HD7R</p>	<p>MM# - 937316 UPC - 735858286640 EAN - 5032037066549 MOQ - 1</p>	<p>Cable kit with two 730 mm cables for straight MiniSAS-HD (SFF8643) to right angle 7-pin connectors</p>
<p>iPC - AXXCBL740MS7P</p>	<p>MM# - 914239 UPC - 735858220743 EAN - MOQ - 1</p>	<p>Cable Kit with two 740 mm cables. Each cable has a Mini-SAS (SFF8087) connector on one end and four 7-Pin (SATA style) connectors on the other</p>

4. Intel® Server System Configuration Options

The following sections identify available accessory kits supported within the Intel® S2600CW product family.

4.1 Intel® SAS/SATA Backplane Options

Table 20. Intel® SAS Bridge Board


Intel Product Code	Order Information	Product Description	Product Type
iPC - FUP4X35S3HSBP 	MM# - 936423 UPC - 00735858289979 EAN - 5032037068819 MOQ - 1	Spare 4x3.5" Hot Swap Backplane for use with P4000 server chassis	<ul style="list-style-type: none"> Accessory kit
iPC - FXX8X25S3HSBP 	MM# - 934890 UPC - 00735858288804 EAN - 5032037068086 MOQ - 1	Spare 8x2.5" Single Port Hot Swap Backplane for use with P4000 server chassis	<ul style="list-style-type: none"> Accessory kit
iPC - FUP4X35S3HSDK 	MM# - 936623 UPC - 00735858289993 EAN - 5032037068833 MOQ - 1	3.5" Hot Swap Drive Kit for P4000 server chassis Includes: (1) - Drive Cage (1) - Hot Swap Back Plane - iPC - FUP4X35S3HSBP (4) - 3.5 "Hot Swap Drive carriers - iPC FXX35HSCAR (1) - I ² C cable (1) - ID filler panel	<ul style="list-style-type: none"> Accessory kit
iPC - FUP8X25S3HSDK 	MM# - 936425 UPC - 00735858290005 EAN - 5032037068840 MOQ - 1	8x2.5" Hot Swap Drive Cage Kit for P4000 server chassis Includes: (1) - Drive Cage (1) - Hot Swap Back Plane - iPC - FXX8X25S3HSBP (8) - 2.5 "Hot Swap Drive carriers - iPC FXX25HSCAR (1) - I ² C cable (1) - Power adaptor cable accessory (1) - ID filler panel	<ul style="list-style-type: none"> Accessory kit

Intel Product Code	Order Information	Product Description	Product Type
<p>iPC - FUP8X25S3NVDK</p> 	<p>MM# - 936426 UPC - 00735858290012 EAN - 5032037068857 MOQ - 1</p>	<p>8x2.5" Hot Swap PCIe COMBO Drive Cage Kit This accessory kit enables support for 2.5" SFF PCIE SSDs (NVMe) Includes: (1) - Drive Cage (1) - Hot Swap COMBO Back Plane (8) - 2.5 "Hot Swap Drive carriers - iPC FXX25HSCAR (2) - 600 mm long PCI data cables (1) - PCIe slot adaptor board (1) - I2C cable (1) - Power adaptor cable accessory (1) - ID filler panel (1) - PEM cable</p>	<ul style="list-style-type: none"> • Accessory kit
<p>iPC - FXX35HSADPB</p> 	<p>MM# - 912771 UPC - 00735858219495 EAN - 5032037016391 MOQ - 8</p>	<p>3.5" HDD Hot Swap Drive Carrier Includes: (8) - 3.5" hot-swap HDD carrier (1 set) - screws</p>	<ul style="list-style-type: none"> • Accessory kit
<p>iPC - FXX25HSCAR</p> 	<p>MM# - 918807 UPC - 00735858241182 EAN - 5032037035910 MOQ - 8</p>	<p>2.5" HDD Hot Swap Drive Carrier spares Includes: (8) - 2.5" hot-swap HDD carrier (1 set) - screws</p>	<ul style="list-style-type: none"> • Accessory kit

4.2 Locking Front Bezel Accessory Kit

The Front Bezel is made of black molded plastic and uses a snap-on design. When installed, the design allows for maximum airflow to maintain system cooling requirements. The front bezel includes a keyed locking mechanism that can be used to prevent unauthorized access to installed storage devices and front I/O ports.

Table 21. List of Front Bezel Accessory Kit

Intel Product Code	Order Information	Product Description	Product Type
<p>iPC - FUPBEZELHSD2</p> 	<p>MM# - 925749 UPC - 00735858254656 EAN - 5032037035880 MOQ - 1</p>	<p>Bezel Spare</p> <p>Bezel Spare FUPBEZELHSD2 for P4000 Chassis Supporting Hot Swap HDDs. Contains bezel with door, lock, keys.</p>	<ul style="list-style-type: none"> • Accessory kit • Spare FRU for P4304XXMUXX

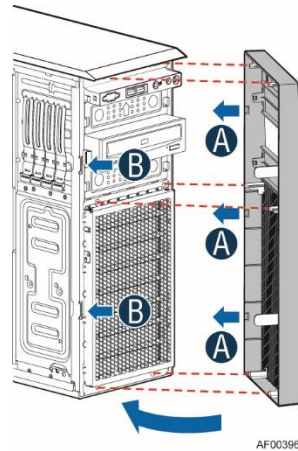


Figure 10. Installing the Front Bezel to the Chassis

Refer to the *Intel® Server Chassis P4304XXMFEN2/P4304XXMUXX Product Family Service Guide* for installation information.

4.3 Intel® SAS RAID Add-in Cards, Expanders and Accessories

Intel® RAID offers a broad portfolio of RAID solutions designed to address the storage-related challenges of the modern datacenter as well as small businesses. The Intel® S2600CW Server Board product family includes support for the latest generation of 12 Gb/s SAS Intel® RAID add-in cards, modules, expanders, and accessories. Previous 6 Gb/s Intel® RAID cards are also supported. Refer to the published Tested Hardware and OS List for a full list of validated Intel RAID cards.



Additional information for Intel RAID products can be found at the following Intel web sites:

<http://www.intel.com/content/www/us/en/servers/raid/integrated-raid-module-rms3-family-brief.html>

<https://www.intel.com/content/www/us/en/products/servers/raid/raid-controllers.html?page=2>



4.3.1 Intel® RAID Controller Add-in Cards – SAS 3.0 (12 Gb/s)

Table 22. Intel® RAID Controller Add-in Cards – SAS 3.0 (12 Gb/s)

Intel Product Code	Order Information	Product Description	Product Type
<p>iPC - RS3GC008</p> 	<p>MM# - 928220 UPC - 735858267175 EAN - 5032037053839 MOQ - 5</p>	<p>Intel® RAID Controller RS3GC008</p> <ul style="list-style-type: none"> • Low Profile, half length, (MD2 Compliant) PCIe* add-in card • Entry Level SAS Card • Eight external SAS / SATA ports • LSI* SAS3008 IOC • RAID Levels – JBOD (SAS Connectivity) <p>NOTE: SAS Data cables are not included. Must be purchased separately.</p>	<ul style="list-style-type: none"> • Accessory Kit
<p>iPC - RS3SC008</p> 	<p>MM# - 928223 UPC - 735858266956 EAN - 5032037068567 MOQ - 5</p>	<p>Intel® RAID Controller RS3SC008</p> <ul style="list-style-type: none"> • Low Profile, half length, (MD2 Compliant) PCIe* add-in card • Eight external SAS / SATA ports • LSI* SAS3108 ROC • RAID Levels – 0, 1, 5, 6, 10, 50, and 60 • Embedded 1 GB DDR3 Cache Memory • Supports Maintenance Free Backup Unit AXXRMFBU4. <p>NOTE: SAS Data cables not included. Must be purchased separately</p>	<ul style="list-style-type: none"> • Accessory Kit

4.3.2 Intel® SAS Expanders




Table 23. SAS Expanders compatible with Intel® Server Boards S2600CW Family






Intel Product Code	Order Information	Product Description	Product Type
<p>iPC – RES3FV288</p>  <p>Intel® RAID Expander RES3FV288</p>	<p>MM# – 932895 UPC – 00735858287548 EAN – 5032037067287 MOQ - 5</p>	<p>SAS 3.0 12 Gb/s expander</p> <ul style="list-style-type: none"> Featuring 6 Gbps data aggregation for 12 Gbps data transfer with 6 Gb/s devices Low Profile MD2 PCIe* add-in card form factor 28 internal ports and eight external ports Redundant dual-port capable for HA and high performance systems Power from PCIe x1 HD Mini-SAS 8643 Connectors <p>Kit includes: (1) SAS Expander card, (2) HD-HD 250 mm Expander-to-RAID card cables, PCI brackets for Low profile and Full height</p> <p>Required (sold separately): HD-HD SAS DATA Cables – Expander to backplane – See Table 16</p>	<ul style="list-style-type: none"> Accessory Kit
<p>iPC – RES3TV360</p>  <p>Intel® RAID Expander RES3TV360</p>	<p>MM# – 932894 UPC – 00735858287364 EAN – 5032037067102 MOQ - 5</p>	<p>SAS 2.0 12 Gb/s expander</p> <ul style="list-style-type: none"> 36-port, 12 Gb/s-capable expander card <p>Kit includes: (1) 12 Gb/s SAS Expander card, (2) Cables to connect to 24-ports on nearby drive backplane</p> <p>Required (sold separately): HD-HD SAS Expander-to-RAID Data Cables for connecting – See Table 16</p>	<ul style="list-style-type: none"> Accessory Kit

NOTE: The onboard SATA ports are not compatible with SAS Expander cards. The onboard SATA ports can only be cabled directly to a specified backplane or HDD.

4.3.3 Intel® RAID Accessoried Options




Table 24. List of Intel® RAID Accessoried Options



Intel Product Code	Order Information	Product Description	Product Type
<p>iPC - RKSATA4R5</p> 	<p>MM# - 916346 UPC - 735858238861 EAN - 5032037033640 MOQ - 5</p>	<p>Intel® RAID C600 Upgrade Key RKSATA4R5</p> <p>RAID activation key. Activates RSTe SW RAID 0/1/10/5 and LSI* SW RAID 0/1/10/5 (enables LSI* SWR5), Black.</p>	<ul style="list-style-type: none"> Accessory Kit
<p>iPC - AXRPFKH5</p> 	<p>MM# - 933690 UPC - 00735858276856 EAN - 5032037060462 MOQ - 5</p>	<p>Intel® RAID Hybrid RAID 5 activation key</p> <p>A RAID premium feature key that enables hybrid RAID 5 capability for select Intel® Server Boards with integrated SAS I/O controllers. Grey.</p>	<ul style="list-style-type: none"> Accessory Kit
<p>iPC - RMS25KB080</p> 	<p>MM - 924454 UPC - 00735858239028 EAN - 5032037033800 MOQ - 5</p>	<p>Intel® Integrated RAID Module RMS25KB080</p> <p>PCIe Slot, LSI2308 I/O Controller, 8P Internal SAS, LSI IR-based RAID 0,1,1E Requires PClex8 slot</p>	<ul style="list-style-type: none"> Accessory Kit
<p>iPC - RMS25KB040</p> 	<p>MM - 924455 UPC - 00735858239035 EAN - 5032037033817 MOQ - 5</p>	<p>Intel® Integrated RAID Module RMS25KB040</p> <p>PCIe Slot, LSI2308 I/O Controller, 4P SAS, LSI IR-based RAID 0,1,1E Requires PCIe x8 slot</p>	<ul style="list-style-type: none"> Accessory Kit

Intel Product Code	Order Information	Product Description	Product Type
<p>iPC - RMS25PB080</p> 	<p>MM# - 924868 UPC - 00735858238946 EAN - 5032037033725 MOQ - 5</p>	<p>Intel® Integrated RAID Module RMS25PB080</p> <p>PCIe Slot, LSI2208 ROC, 8P Internal SAS/SATA, LSI MegaRAID-based Firmware, 1 GB DDR3, RAID 0,1,10,5,50,6,60 Requires PCIe x8 slot</p>	<ul style="list-style-type: none"> • Accessory Kit
<p>iPC - RMS25PB040</p> 	<p>MM# - 924869 UPC - 00735858238953 EAN - 5032037033732 MOQ - 5</p>	<p>Intel® Integrated RAID Module RMS25PB040</p> <p>PCIe Slot, LSI2208 ROC, 4P Internal SAS/SATA, LSI MegaRAID-based Firmware, 1 GB DDR3, RAID 0,1,10,5,50,6,60 Requires PCIe x8 slot</p>	<ul style="list-style-type: none"> • Accessory Kit
<p>iPC - RMT3PB080</p> 	<p>MM# - 924870 UPC - 735858238960 EAN - 5032037033749 MOQ - 5</p>	<p>Intel® Integrated RAID Module RMT3PB080</p> <p>PCIe Slot, LSI2208 ROC, 8P Internal SATA (only), LSI MegaRAID-based Firmware, 512MB DDR3, Restricted to use only SATA drives, R0,1,10,5,50,6,60 Requires PCIe* x8 slot</p>	<ul style="list-style-type: none"> • Accessory Kit
<p>iPC - AXRMFBU2</p> 	<p>MM# - 926341 UPC - 00735858244541 EAN - 5032037039116 MOQ - 5</p>	<p>Intel® RAID Maintenance Free Backup Unit</p> <p>Maintenance Free Backup Unit for Intel® Intergrated RAID Modules of the RS25, RMS25, RT3 and RMT3 Families. (Supercapacitor module)</p> <p>Includes supercapacitor module, NAND flash module, cables and bracket.</p>	<ul style="list-style-type: none"> • Accessory Kit
<p>iPC - AXRSBBU9</p> 	<p>MM# - 919738 UPC - 00735858220286 EAN - 5032037039567 MOQ - 5</p>	<p>Intel® RAID Smart Battery AXRSBBU9</p> <p>Intel® RAID Smart Battery AXRSBBU9 provides optional battery backup for mainstream RS25 family RAID products.</p> <p>Includes Battery, mounting bracket and cables.</p>	<ul style="list-style-type: none"> • Accessory Kit

4.4 Intel® Power Supply Module And Power Cords

Table 25. Intel® Power Supply Module And Power Cords

Intel Product Code	Order Information	Product Description	Product Type
<p>iPC – FXX750PCRPS</p> 	<p>MM# - 915604 UPC - 00735858234979 EAN - 5032037030601 MOQ - 1</p>	<p>750 W Common Redundant Power Supply (CRPS) spare 80Plus Platinum efficiency. Power cord sold separately</p>	<ul style="list-style-type: none"> • Building block option
<p>iPC – FXX1600PCRPS</p> 	<p>MM# - 915606 UPC - 735858243650 EAN - 5032037038294 MOQ - 1</p>	<p>1600 W AC Common Redundant Power Supply 80Plus Platinum-Efficiency Power cord sold separately</p>	<ul style="list-style-type: none"> • Building block option
<p>iPC – FUPNRPSADP</p>	<p>MM# - 912769 UPC - 00735858219471 EAN - 5032037016278 MOQ - 1</p>	<p>P4000 Non-Redundant Power Supply adaptor kit Includes: Bracket Screws Locker</p>	<ul style="list-style-type: none"> • Building block option
<p>iPC – FUPCRPSCAGE</p> 	<p>MM# - 915607 UPC - 00735858235891 EAN - 5032037030656 MOQ - 1</p>	<p>Common Pedestal CRPS PSU cage assembly (cage, adaptor bracket, screws, supporting bulkhead, 1x blank filler)</p>	<ul style="list-style-type: none"> • Building block option • Spare FRU for P4304XXMUXX


Intel Product Code	Order Information	Product Description	Product Type
<p>iPC - FUPPDBHC2</p> 	<p>MM# - 936420 UPC - 00735858290036 EAN - 5032037068871 MOQ - 1</p>	<p>Spare Power Distribution Board (High Current) for P4000CW server chassis. Used with FXX750PCRP, or FXX1600PCRP power supplies.</p>	<ul style="list-style-type: none"> • Building block kit • Spare FRU for P4304XXMUXX
<p>iPC - FPWRCABLENA</p> 	<p>MM# - 879287 UPC - 00735858181129 EAN - 5032037015738 MOQ - 1</p>	<p>North American Power Cord Spare</p>	<ul style="list-style-type: none"> • Spare FRU for North American customers

4.5 Rack Options

The Intel® Server Chassis P4304XXMFEN2/P4304XXMUXX can be converted to rack system with the rack bezel kit and rack rail option. Refer to Intel® Server Chassis P4000 Family Service Guide for intallation information.

4.5.1 Rack Bezel Accessories



Table 26. List of Rack Bezel Accessories

Intel Product Code	Order Information	Product Description	Product Type
<p>iPC - AUPBEZEL4UF</p>	<p>MM# - 915636 UPC - 00735858235976 EAN - 5032037030731 MOQ - 1</p>	<p>Rack Bezel frame</p> <p>Rack bezel kit for converting P4000 pedestal server chassis to rack chassis.</p> <p>Includes: (1) - Bezel frame (2) - Rack handles</p>	<ul style="list-style-type: none"> • Accessory kit
<p>iPC - AUPBEZEL4UD</p> 	<p>MM# - 915637 UPC - 00735858235983 EAN - 5032037030748 MOQ - 1</p>	<p>Rack Bezel Door</p> <p>Rack bezel accessory for P4000M/P4000L/P4000L-WS chassis in rack configuration - security door only. Requires rack bezel frame - iPC AUPBEZEL4UF to be installed.</p> <p>Included: snap in door with lock and key</p>	<ul style="list-style-type: none"> • Accessory kit

4.5.2 Rack Mount Kits



CAUTION: Exceeding the rail kit's specified maximum weight limit or misalignment of the server in the rack may result in failure of the rack rails, causing damage to the systems or personal injury. Using two people or the use of a mechanical assist tool to install and align the server into the rack is highly recommended.




Table 27. List of Rack Mount Kits




Intel Product Code	Order Information	Product Description	Product Type
<p>iPC - AXXELVRAIL</p> 	<p>MM# - 920970 UPC - 735858244367 EAN - 5032037038980 MOQ - 1</p>	<ul style="list-style-type: none"> • Value Rail Kit, half extension, extended inner slide member. • Tool-less Chassis attachment (optional screws) • Tools required to attach rails to rack • ½ extension from rack Tool-less chassis attachment (optional screws) • Works for 438 mm wide Intel 2U/4U Rack Chassis and System families 	<ul style="list-style-type: none"> • Accessory kit
<p>iPC -AXX3U5UPRAIL</p> 	<p>MM# - 915634 UPC - 735858236119 EAN - 5032037030892 MOQ - 1</p>	<ul style="list-style-type: none"> • Advanced rail kit for P4000 Server Chassis used when converting Pedestal chassis to 4U rack chassis. • Tool-Less installation • Full extension from rack • Stab in system installation • Optional cable management arm support • Includes: 2 rails 	<ul style="list-style-type: none"> • Accessory kit
<p>iPC -AXX3U5UCMA</p>	<p>MM# - 915635 UPC - 735858236126 EAN - 5032037030908 MOQ - 1</p>	<p>Rack Cable Management for use with Advanced Rail Kit AXX3U5UPRAIL for Intel® Server Chassis P4000 Family.</p>	<ul style="list-style-type: none"> • Accessory kit

5. Miscellaneous Accessory Options

Table 28. List of Miscellaneous Accessory Options

Intel Product Code	Order Information	Product Description	Product Type
<p>iPC - AXXRMM4LITE</p> 	<p>MM# - 911660 UPC - 735858219297 EAN - 5032037014946 MOQ - 1</p>	<p>Intel® Remote Management Module 4 Lite Activation key</p> <p>Installation of this activation key on to the server board enables support for the following advanced server management features:</p> <ul style="list-style-type: none"> • Integrated KVM with media Redirection <p>Refer to the <i>Intel Remote Management Module 4 and Integrated Web Console Users Guide</i> for more information.</p>	<ul style="list-style-type: none"> • Accessory kit
<p>iPC - AXXTPME5</p> 	<p>MM# - 919737 UPC - 00735858240352 EAN - 5032037035088 MOQ - 1</p>	<p>Intel® Trusted Platform Module (TPM)</p> <p>A TPM is a hardware-based security device that addresses the growing concern of boot process integrity and offers better data protection. TPM protects the system start-up process by ensuring it is tamper-free before releasing system control to the operating system. A TPM device provides secured storage to store data, such as security keys and passwords. In addition, a TPM device has encryption and hash functions.</p> <p>AXXTPME5 implements TPM as per TPM PC Client specifications revision 1.2 by the Trusted Computing Group (TCG).</p>	<ul style="list-style-type: none"> • Accessory kit




Intel Product Code	Order Information	Product Description	Product Type
<p>iPC – AXXTPME6</p> 	<p>MM# – 947921 UPC – 00735858314534 EAN – 5032037086059 MOQ – 1</p>	<p>Intel® Trusted Platform Module (TPM)</p> <p>A TPM is a hardware-based security device that addresses the growing concern of boot process integrity and offers better data protection. TPM protects the system start-up process by ensuring it is tamper-free before releasing system control to the operating system. A TPM device provides secured storage to store data, such as security keys and passwords. In addition, a TPM device has encryption and hash functions.</p> <p>AXXTPME6 implements TPM as per TPM PC Client specifications revision 2.0 by the Trusted Computing Group (TCG).</p>	<ul style="list-style-type: none"> • Accessory kit
<p>iPC – AXXTPME7</p> 	<p>MM# – 947922 UPC – 00735858314541 EAN – 5032037086066 MOQ – 1</p>	<p>Intel® Trusted Platform Module (TPM)</p> <p>NOTE: AXXTPME7 is compatible for use in China</p> <p>A TPM is a hardware-based security device that addresses the growing concern of boot process integrity and offers better data protection. TPM protects the system start-up process by ensuring it is tamper-free before releasing system control to the operating system. A TPM device provides secured storage to store data, such as security keys and passwords. In addition, a TPM device has encryption and hash functions.</p> <p>AXXTPME7 implements TPM as per TPM PC Client specifications revision 2.0 by the Trusted Computing Group (TCG).</p>	<ul style="list-style-type: none"> • Accessory kit
<p>iPC - BXSTS200C</p> 	<p>MM# - 915970 UPC - 00735858221818 EAN - 5032037014496 MOQ - 1</p>	<p>Intel Boxed Thermal Solutions, heat sink combo with removable fan. For use with 2U/3U/4U/5U non-Intel chassis.</p>	<ul style="list-style-type: none"> • Accessory kit



Intel Product Code	Order Information	Product Description	Product Type
<p>iPC - BXSTS200P</p> 	<p>MM# - 915972 UPC - 00735858221795 EAN - 5032037014472 MOQ - 1</p>	<p>Intel Boxed Thermal Solutions, passive 25.5 mm heat sink. For use with 1U non-Intel chassis.</p>	<ul style="list-style-type: none"> • Accessory kit
<p>iPC - AUPCWPBTP</p> 	<p>MM# - 936421 UPC - 00735858289566 EAN - 5032037068529 MOQ - 2</p>	<p>Spare/Accessory tower passive heat sinks, 92 mm x 100 mm. 2 are required with Intel® Server Board S2600CW in P4000 chassis if two processors are installed.</p> <p>NOTE: minimum order quantity 2.</p>	<ul style="list-style-type: none"> • Accessory kit
<p>iPC - AUPMCOPROBR</p> 	<p>MM# - 926364 UPC - 00735858257046 EAN - 5032037049139 MOQ - 1</p>	<p>Bracket for securing full length GPU cards to fan bulkhead, for use in P4000 chassis, includes 1 bracket, 2 GPGPU power cables, 2 Intel Xeon PHI™ specific brackets and 5 screws for GPGPU fixture.</p>	<ul style="list-style-type: none"> • Accessory kit

6. Spare and Replacement Parts (FRUs)

Table 29. List of Spare and Replacement Parts

Intel Product Code	Order Information	Product Description	Product Type
iPC -FUP550SNRPS 	MM# - 915602 UPC - 00735858235839 EAN - 5032037030588 MOQ - 1	550 W Fixed 80Plus Silver efficiency power supply spare. Power cord sold separately	<ul style="list-style-type: none"> Spare FRU for P4304XXFEN2
iPC - FXXFPANEL 	MM# - 915982 UPC - 00735858222419 EAN - 5032037018968 MOQ - 1	Front Panel board spare for P4000 server chassis	<ul style="list-style-type: none"> Spare FRU
iPC - FUPBEZELFIX2 	MM# - 925750 UPC - 00735858254663 EAN - 5032037047593 MOQ - 1	Bezel spare for P4000 server chassis with fixed drives (no door)	<ul style="list-style-type: none"> Spare FRU
iPC - A4UCWDUCT	MM# - 936419 UPC - 00735858290029 EAN - 5032037068864 MOQ - 1	Spare Airduct for S2600CW server board support in P4000 chassis family	<ul style="list-style-type: none"> Spare FRU
iPC - AXXCWIOS	MM# -936422 UPC - 735858289986 EAN - 5032037068826 MOQ - 50	PRODUCT DISCONTINUED - EOL (PCN 117036-0) I/O Shield spare/accessory for Intel® Server Board S2600CW	<ul style="list-style-type: none"> Spare FRU

Intel Product Code	Order Information	Product Description	Product Type
<p>iPC - FUP4X35NHDK</p> 	<p>MM# - 912770 UPC - 735858219488 EAN - 5032037016247 MOQ - 4</p>	<p>Fixed Drive Carrier spare for P4300 server chassis (also compatible with 2.5" HDDs/SSDs)</p>	<ul style="list-style-type: none"> • Spare FRU
<p>iPC - FUPMMSK</p>	<p>MM# - 915638 UPC - 735858235990 EAN - 5032037030755 MOQ - 1</p>	<p>Chassis Maintenance kit for P4000M Server Chassis– (Mechanical Spares Kit)</p> <p>Includes EMI cover, ODD rail, PCI card retainer {4x 3.5" EMI cover, 8x 3.5" EMI cover, ODD rail x4, #6-32 screw x20, M3x12 USB cable screw x2, M2x10 Intrusion cable</p>	<ul style="list-style-type: none"> • Spare FRU
<p>iPC - FUPMESK</p> 	<p>MM# - 915653 UPC - 735858236003 EAN - 5032037030762 MOQ - 1</p>	<p>Chassis Maintenance kit for P4000 Server Chassis– (Electric Spares Kit)</p> <p>Includes power cable extension, 1x4 -> 2x2 power adaptor cable accessory (for 2.5" HDD connector)</p>	<ul style="list-style-type: none"> • Spare FRU
<p>iPC - FUPMLHSFAN</p> 	<p>MM# - 915620 UPC - 735858235969 EAN - 5032037030724 MOQ - 1</p>	<p>80 mm system fan kit for P4000 server chassis includes fan, fan holder, for use in redundant cooling configuration.</p>	<ul style="list-style-type: none"> • Spare FRU

Intel Product Code	Order Information	Product Description	Product Type
<p>iPC - FUPNHFANCPU</p> 	<p>MM# - 919572 UPC - 735858236034 EAN - 5032037030793 MOQ - 1</p>	<p>Fixed Fan Spare Kit for P4000 chassis for CPU area fan.</p> <p>Includes: (1) 120 mm fixed fan.</p>	<ul style="list-style-type: none"> • Spare FRU
<p>iPC - FUPMNHANPCI</p> 	<p>MM# - 919575 UPC - 00735858236041 EAN - 5032037030809 MOQ - 1</p>	<p>Fixed Fan spare kit for P4000 chassis for PCI area fan.</p> <p>Includes: (1) 120 mm fixed fan.</p>	<ul style="list-style-type: none"> • Spare FRU

7. Software Security – McAfee® Antivirus for Intel® Server Systems

McAfee® Antivirus for Intel® Server Systems Accessory is a software accessory offered with the Intel Server Board S2600CW Product family as an orderable SKU. McAfee Antivirus for Enterprise provides world class malware detection with proactive protection against attacks.

The McAfee Antivirus for Intel Server Systems Accessory consists of the latest version of either [McAfee® VirusScan Enterprise \(Windows\)](#) or [McAfee® VirusScan Enterprise for Linux](#) and contains either a 1 (one)- or 3 (three) –year downloadable license with 1 (one) or 3 (three) year renewals at the end of the licensing term.

7.1 How to order it

Customers have the opportunity to purchase McAfee Antivirus for Intel Server Systems from an Intel authorized distributor. Upon placing an order for one or more McAfee Antivirus for Intel® Server Systems SKU(s) and registering their purchase, customer will receive a certificate from McAfee, asking them to register the software. Once registered, they a grant letter from McAfee that includes download instructions will be provided.

Go to <http://www.intelserveredge.com/mcafeeaccessory/> for more information.

NOTE: This accessory will only be offered from the Intel site with a qualifying Intel Server System purchase. Learn more at <http://www.intelserveredge.com/mcafeeaccessory/>



7.2 McAfee® Antivirus for Intel® Server Systems SKUs

Table 30. McAfee® Antivirus for Intel® Server Systems SKUs

SKU Name	Description	Supported Operating Systems
SWMAVSE1YR	1 year license (30-day grace period at the end of the term), Two download options: McAfee VirusScan Enterprise or McAfee VirusScan Enterprise for Linux*. *Renewal option available for 1- and 3- year terms.	P1 Operating Systems from the server Tested Hardware, Memory, Operating System List (THOL).
SWMAVSE3YR	3 year license (30-day grace period at end of the term). Two download options: McAfee VirusScan Enterprise or McAfee VirusScan Enterprise for Linux*. *Renewal option available for 1- and 3- year terms.	
SWMAVSERN1YR	1 year renewal of existing license. Renewal option available.	
SWMAVSERN3YR	3 year renewal of existing license. Renewal option available.	

8. Extended Warranty

Table 31. Extended Warranty

Image	Order Information	Description
 <p>Intel iPC - SVCEWDPSY Extended Warranty Key</p> <p>MM# - 911295 MOQ - 1</p>	<p>iPC - SVCEWDPSY</p> <p>MM# - 911295 MOQ - 1</p>	<p>Two year extended warranty for Intel® Server Systems or Intel® Server Knock Down Kits + Intel® Server Boards that support two processors. Intel® RAID controller extended warranty is purchased separately.</p>
 <p>Intel iPC - SVCEWDPBD Extended Warranty Key</p> <p>MM# - 911294 MOQ - 1</p>	<p>iPC - SVCEWDPBD</p> <p>MM# - 911294 MOQ - 1</p>	<p>Two year extended warranty for Intel® Server Boards that support two processors.</p>

Glossary of Terms

Table 32. Acronyms and Terms

Acronym or Term	Definition
CRPS	Common Redundant Power Supply
DMN	Dedicated Management Network
EAN	International Article Number (Barcode)
EMI	Electromagnetic Interference
ESRT2	Intel® Embedded Server RAID Technology 2
FDR Infiniband	Fourteen Data Rate Infiniband
FRU	Field Replaceable Unit
GPGPU	General Purpose computing on Graphics Processing Unit
iPC	Intel Product Code
iPN	Intel Product Number
LCP	Intel® Local Control Panel
JBOD	Just a bunch of drives
KVM	Keyboard / Video / Mouse
MM#	Master Material order number
MOQ	Minimum Order Quantity
NVMe*	NVM Express – based on Non-Volatile Memory Host Controller Interface Specification (NVMHCI)
Optional Accessory	Hardware that can be added to the system to enhance the default feature set of the shipping configuration
PCIe*	PCI Express
PCBA	Printed Circuit Board Assembly
QSFP	Quad Small Form factor Pluggable
RAID	Redundant Array of Independent Drives
Required Option	Hardware that must be added to the shipping configuration for the system to operate
RMFBU	RAID Maintenance Free Backup Unit
RMM4 Lite	Intel® Remote Management Module 4 Lite Activation key
ROC	RAID on Chip
RSTe	Intel® Rapid Storage Technology
SAS	Serial Attached SCSI
SATA	Serial ATA
SATA DOM	Serial ATA Disk On Module
SFP	Small Form factor Pluggable

Intel® Server S2600CW Product Family Configuration Guide and Spares/Accessories List

SKU	Stock Keeping Unit
SSD	Solid State Drive
UPC	Universal Product Code (Barcode)

X-ON Electronics

Largest Supplier of Electrical and Electronic Components

Click to view similar products for [Rack Mount Power Supplies](#) category:

Click to view products by [Intel](#) manufacturer:

Other Similar products are found below :

[HFE2500BP](#) [PET1300-12-054NAE](#) [HFE1600BP](#) [73-311-0001](#) [73-317-0148](#) [73-495-0233](#) [750-1016](#) [SFP450-S101G](#) [FUP550SNRPS](#)
[VRA.00335.0](#) [VRA.00334.0](#) [VRA.00333.0](#) [HFE1600-KIT](#) [CC109146503](#) [RKP-1UI](#) [PFE1100-12-054ND](#) [FND300-1012G](#) [73-951-0001T](#)
[73-954-0001C](#) [DS550DC-3](#) [DRP-3200-48](#) [RCP-2000-24](#) [TSR10](#) [TET2000-12-086NA](#) [PET2000-12-074RA](#) [RCP-MU](#) [605-10144-2AC](#)
[6609006-5](#) [D1U54P-W-1200-12-HC4PC](#) [DS450DC-3](#) [DS650DC-3](#) [HPR12K-00-001](#) [LCM1500L-T-4](#) [LCM300Q-T](#) [LCM300W-T-4](#)
[LCM600N-T-4-A](#) [FNP600-48G](#) [FNR-3-48G](#) [FNR-5-12G](#) [PFS1200-12-054RAH](#) [PFS1200-12-054RD](#) [SPSPFE3-05G](#) [TET3200-12-069RA](#)
[IEC-A-1](#) [FXX1600PCRPS](#) [915606](#) [DHP-1UT-A](#) [DRP-3200-24](#) [RCP-1000-12](#) [RCP-1000-12-C](#) [RCP-1000-24](#)