

Intel® Workstation Board W2600CR2

Intel® Workstation System Family P4000CR2

Spares/Accessories List and Configuration Guide

A reference guide to assist customers in ordering the necessary components to configure the Intel® Workstation Board W2600CR2 and the 4U Intel® Workstation Chassis.



Revision 1.9

September 2013

Enterprise Platforms and Services Marketing



Revision History

| | | |
|----------|----------|---|
| Jan '12 | Rev 1.0 | Updated descriptions, images, sales ordering details. |
| Feb '12 | Rev 1.1 | Updated Software sections and added "Lite" SKU. |
| Apr '12 | Rev 1.2 | Updated description details. |
| May'12 | Rev 1.3 | Clarified that the chassis is not sold separately. |
| July '12 | Rev 1.4 | Corrected supported rails, supported disk drives. Added product codes to system descriptions. Added Intel® Server Continuity Suite SKUs. Removed "Lite" SKUs. |
| Dec '12 | Rev. 1.5 | Removed VMware, Symantec, Intel® Server Continuity Suite, and Intel® Onsite Repair for Servers SKUs. Updated description details. |
| Feb' 13 | Rev 1.6 | Updated the table 1.3 to add IO shield. Added AUPLCOPROBR |
| Mar' 13 | Rev 1.61 | Updated MOQ of AUPSRCBTA |
| Mar' 13 | Rev 1.7 | Updated RAID module information |
| Jul' 13 | Rev 1.8 | Updated RAID module MM number. |
| Sep' 13 | Rev 1.9 | Remove the IB module |

INFORMATION IN THIS DOCUMENT IS PROVIDED IN CONNECTION WITH INTEL® PRODUCTS. NO LICENSE, EXPRESS OR IMPLIED, BY ESTOPPEL OR OTHERWISE, TO ANY INTELLECTUAL PROPERTY RIGHTS IS GRANTED BY THIS DOCUMENT. EXCEPT AS PROVIDED IN INTEL'S TERMS AND CONDITIONS OF SALE FOR SUCH PRODUCTS, INTEL ASSUMES NO LIABILITY WHATSOEVER, AND INTEL DISCLAIMS ANY EXPRESS OR IMPLIED WARRANTY, RELATING TO SALE AND/OR USE OF INTEL PRODUCTS INCLUDING LIABILITY OR WARRANTIES RELATING TO FITNESS FOR A PARTICULAR PURPOSE, MERCHANTABILITY, OR INFRINGEMENT OF ANY PATENT, COPYRIGHT OR OTHER INTELLECTUAL PROPERTY RIGHT.

Intel products are not intended for use in medical, life saving, life sustaining applications. Intel may make changes to specifications and product descriptions at any time, without notice.

Intel server boards, server chassis, and processors may contain design defects or errors known as errata, which may cause the product to deviate from published specifications. Current characterized errata are available on request.

Intel, Intel Xeon, Pentium, and the Intel logo are trademarks or registered trademarks of Intel Corporation or its subsidiaries in the United States and other countries.

*Other names and brands may be claimed as the property of others.

Copyright © 2013, Intel Corporation

Table of Contents:

- 1. SYSTEM PRODUCT ORDER CODES 4**
 - 1.1 PRODUCT DESCRIPTIONS – OVERVIEW 4
 - 1.2 SUMMARY TABLE 4
 - 1.3 AVAILABLE PRODUCTION BOARD SPARE ORDER CODE FOR W2600CR2 4
 - 1.4 AVAILABLE PRODUCTION SYSTEM ORDER CODES FOR P4000CR2 FAMILY 5

- 2. SPARES AND ACCESSORIES ORDER CODES 7**
 - 2.1 GENERAL SPARES AND ACCESSORIES 7
 - 2.2 DRIVE/STORAGE SUBSYSTEM SPARES AND ACCESSORIES 11
 - 2.3 EXPANSION MODULES: IO MODULE, SAS MODULE, RMM4, TPM 12

1. System Product Order Codes

1.1 Product Descriptions – Overview


The Intel® Workstation Board W2600CR2 is an Expert Workstation supporting two E5-2600 processors. It will be offered fully integrated in a 4U pedestal chassis. The chassis is not sold separately.

1.2 Summary Table

For a quick overview, all configuration options described in this document are summarized in the table below. For more details such as MM numbers and product order codes, please refer to the other sections in this document.

| Product Code | FF | HDD | # of HDD | Power supply | Rails | RAID | Storage Activation | Expander | Available |
|--------------|----|------------|----------|--------------|-------|---------|--------------------|----------|-----------|
| P4304CR2LFKN | 4U | 3.5" Fixed | 4 | 1x1600W | None | 1,0,10+ | None | No | Q4'12 |
| P4304CR2LFJN | 4U | 3.5" Fixed | 4 | 1x1200W | None | 1,0,10+ | None | No | Q2'12 |
| P4304CR2LFGN | 4U | 3.5" Fixed | 4 | 1x750W | None | 1,0,10+ | None | No | Q2'12 |


1.3 Available Production Board Spare Order Code for W2600CR2



| Image | Product Code MM UPC EAN MOQ | Description |
|---|---|--|
|  | <p>W2600CR2 916028 735858239301 5032037034074 1</p> | <p>W2600CR2 Spare Board with Dual NIC, Single Pack:</p> <ul style="list-style-type: none"> • Supports Dual Intel® Xeon E5-2600 processors 150W max • Intel® C600 series chipset • 16 DDR3 DIMM slots • 8 PCIe slots: Slot1: PCIe3 x16 electrical (x16 slot), FL, DW Slot2/4/6: PCIe3 x8 or x0 electrical (x8 slot), FL Slot3/5/7: PCIe3 x8 or x16 electrical (x16 slot), FL, DW <ul style="list-style-type: none"> • x16 mode requires PCIe Gen3 x8 MUX • x16 mode borrows x8 from adjacent Slot • Slot8: PCIe2 x4 electrical (x8 slot): HL • Intel® SAS ROC Mezz slot • Intel® IO Module Mezz slot Gen 1 speed. • 8 SCU SATA/SAS ports (4 ports functional w/ no storage keys and 4 ports require storage keys) • 2 SATA 6G AHCI ports • Intel® Dual Gigabit Ethernet with Intel® Virtualization Technology • Integrated Baseboard Management Controller with IPMI 2.0 • Option for advanced management functions with KVM and dedicated NIC for remote management • Onboard HD audio support • USB3.0 support • Firewire 1394b support • eSATA support <p>IO Shield (AW2600CR2IOS) included</p> |

1.4 Available Production System Order Codes for P4000CR2 Family

The systems described in this section are pre-integrated at the factory. The chassis is not sold separately.








EPSD Romley Chassis and Systems shipped to the US & Canada will contain North American power cords. North American customers no longer need to order skus ending in "NA" to receive power cords on Romley products.

| Image | Product Code MM UPC EAN MOQ | Description |
|---|---|---|
|  <p>*Demonstration only, see description for configuration details.</p> | <p>P4304CR2LFJN 916047 735858239233 5032037034005 1</p> | <p>Integrated Intel® Server System W2600CR2 board in Intel "Union Peak L-WS" 4U pedestal chassis</p> <ul style="list-style-type: none"> • Supports up to 8x3.5" Fixed HDD • Four 3.5" drive carriers are included • Power distribution board (FUPPDBHC) • Two CPU heat sinks (AUPSRCBTA) • Control panel (FXXFPANEL) • Front Bezel (FUPBEZELFIX) • Fixed System fan included (FUPNHFANCPU) • Processor/memory air duct (FIPCRUPMAD) • One 1200W PSU, Platinum level efficiency (FXX1200PCRPS) • IO Shield (AW2600CR2IOS) • Cables: <ul style="list-style-type: none"> 2 SATA Power Adapter Cables - 150mm 4pcs 7Pin SATA to Mini SAS cable - 480mm 2 GPGPU power cables - 1100mm <p>Note: Additional GPGPU power cables can be purchased separately. 4 GPGPU power cables are included in accessory AUPLGPUBR.</p> <p>Note: See PCN# 112179 -01 for the latest ordering information</p> |

| | | |
|--|---|--|
|  <p>*Demonstration only, see description for configuration details.</p> | <p>P4304CR2LFGN 916048 735858239240 5032037034012 1</p> | <p>Integrated Intel® Server System W2600CR2 board in Intel “Union Peak L-WS” 4U pedestal chassis</p> <ul style="list-style-type: none"> • Supports up to 8x3.5" Fixed HDD • Four 3.5" drive carriers are included • Power distribution board (FUPPDBHC) • Two CPU heat sinks (AUPSRCBTA) • Control panel (FXXFPANEL) • Front Bezel (FUPBEZELFIX) • Fixed System fan included (FUPNHFANCPU) • Processor/memory air duct (FIPCRUPMAD) • One 750W PSU, Platinum level efficiency (FXX750PCRPS) • IO Shield (AW2600CR2IOS) • Cables: 2 SATA Power Adapter Cables - 150mm 4pcs 7Pin SATA to Mini SAS cable - 480mm 2 GPGPU power cables - 1100mm <p>Note: Additional GPGPU power cables can be purchased separately. 4 GPGPU power cables are included in accessory AUPLGPUBR.</p> <p>Note: See PCN# 112179 -01 for the latest ordering information</p> |
|  <p>*Demonstration only, see description for configuration details.</p> | <p>P4304CR2LFKN 916046 735858248624 5032037043366 1</p> | <p>Integrated Intel® Workstation System W2600CR2 board in Intel “Union Peak L-WS” 4U pedestal chassis</p> <ul style="list-style-type: none"> • Supports up to 8x3.5" Fixed HDD • Four 3.5" drive carriers are included • Power distribution board (FUPPDBHC) • Two CPU heat sinks (AUPSRCBTA) • Control panel (FXXFPANEL) • Front Bezel (FUPBEZELFIX) • Fixed System fan included (FUPNHFANCPU) • Processor/memory air duct (FIPCRUPMAD) • One 1600W PSU, Platinum level efficiency (FXX1600PCRPS) • IO Shield (AW2600CR2IOS) • Cables: 2 SATA Power Adapter Cables - 150mm 4pcs 7Pin SATA to Mini SAS cable - 480mm 2 GPGPU power cables - 1100mm <p>Note: Additional GPGPU power cables can be purchased separately. 4 GPGPU power cables are included in accessory AUPLGPUBR.</p> |




2. Spares and Accessories Order Codes

2.1 General Spares and Accessories


| Image | Product Code MM UPC EAN MOQ | Description |
|---|---|---|
|  | FXX750PCRPS 915604 00735858234979 5032037030601 1 | 750W Common Redundant Power Supply spare 80Plus Platinum efficiency for for P4000IP, P4000CR System. |
|  | FXX1200PCRPS 915605 735858225137 5032037035071 1 | 1200W Common Redundant Power Supply spare 80Plus Platinum efficiency for P4000IP, P4000CR System. |
|  | FXX1600PCRPS 915606 735858243650 5032037038294 1 | 1600W Common Redundant Power Supply spare 80Plus Platinum efficiency for P4000IP, P4000CR System. |
|  | FUPCRPSCAGE 915607 00735858235891 5032037030656 1 | Common Pedestal CRPS PSU cage assembly (cage, adaptor bracket, screws, supporting bulkhead, 1x blank filler) |
|  | FUPPDBHC 916813 735858238748 5032037033527 1 | Power Distribution Board Spare (High Current) for P4000 server chassis. Recommend to use with FXX750PCRPS, FXX1200PCRPS, or FXX1600PCRPS power supplies. |
|  | AUPSRCBTA 915294 735858236164 5032037030939 2 | The production Intel® heat sink sets (2 included), SRC-B tower active, 98mmx100mm, required for production Intel® S2600CR workstation board to be used in production Intel® 4U workstation chassis W4000 series |
|  | FUPNHFANCPU 919572 00735858236034 5032037030793 1 | Fixed Fan Spare Kit for P4000 24/27" for CPU area for UPM , or either CPU or PCI area fan in UPL Includes; (1) 120mm fixed fan |

| | | |
|---|---|---|
|  | <p>FIPCRUPMAD 915631 00735858236072 5032037030830 1</p> | <p>Air duct spare for S2600IP and S2600CR in P4000 (27") server chassis</p> |
|  | <p>AXXELVRAIL 920970 00735858244367 5032037038980 1</p> | <p>Value Rail Kit, half extension, extended inner slide member. Works for 438mm wide Intel 2U/4U Rack Chassis and System families (H2000, R2000LH/R2000LT Swan Peak 2U, P4000M/P4000L/P4000L-WS)</p> |
|  | <p>AXX3U5UPRAIL 915634 00735858236119 5032037030892 1</p> | <p>Advanced rail kit for P4000 Server Chassis used when converting Pedestal chassis to 4U rack chassis, and full extension rails are needed. Includes; two rails</p> |
|  | <p>AXX3U5UCMA 915635 00735858236126 5032037030908 1</p> | <p>Rack Cable Management AXX3U5UCMA (For Use with Advanced Rail Kit AXX3U5UPRAIL for Intel® Server Chassis P4000 Family)</p> |
|  | <p>FUPBEZLFX2 925750</p> | <p>Bezel spare for P4000IP and P4000CR System with fixed drives (no door) Note: FUPBEZLFX2 is compatible to Production system only</p> |
|  | <p>AUPBEZEL4UF 915636 00735858235976 5032037030731 1</p> | <p>Rack bezel kit for converting P4000 pedestal server chassis to rack chassis Includes: bezel frame, and 2 rack handles</p> |

| | | |
|---|---|--|
|  | AUPBEZEL4UD 915637 00735858235983 5032037030748 1 | Rack bezel accessory for P4000 chassis in rack configuration - security door only |
| Picture not yet available | AUPLWSFIO 920851 735858244701 5032037039277 1 | Front IO Panel for use with Intel Workstation. It includes Audio, eSATA, 1394B ports and a slot for a 3.5" device such as an USB reader. |
| Picture not yet available | AW2600CR2IOS 920857 735858244985 5032037039550 1 | Spare IO Shield for W2600CR2 board. |
|  | FXXFPANEL 915982 00735858222419 5032037018968 1 | Front Panel board spare for P4000, R1000, R2000 server chassis |
|  | A4ULCP 921029 00735858244695 5032037039260 1 | LCP Module (local control panel) Enables system to display critical errors from SEL for instant diagnostic. Also allows custom message for branding. Available in Q4 2012 |
| Image not yet available | FUPLMSK 915654 00735858236010 5032037030779 1 | Chassis Maintenance kit for P4000 27" server chassis (Mechanical Spares Kit) Includes EMI cover, PCI card retainer {4x 3.5" EMI cover, 8x 3.5" EMI cover, ODD rail x4, #6-32 screw x20, M3x12 USB cable screw x2, M2x10 |


| | | |
|--|--|--|
|  <p>For demo only</p> | <p>FUPLESK 915655 00735858236027 5032037030786 1</p> | <p>Chassis Maintenance kit for P4000L/P4000L-WS</p> <p>Includes:</p> <ul style="list-style-type: none"> ● 2x SATA power cables, one 1x4 pin natural ATX power header to two SATA power headers, 150mm ● 1x I2C cable, one 5 pin header to one 3 pin header, 600mm ● 1xI2C cable, one 5 pin header to one 5 pin header, 200mm ● 1xHotSwapBackPlane adapter power cable, one 4 pin header to one 2x2 pin header, 100mm ● 1x SAS cable, one mini SAS header to four right angle SATA headers. 480mm. ● 4x GPGPU power cables.one 2x2 pin header to one 2x4 pin header plus one 2x3 pin header. 1100mm. ● 1x SPDIF cable, 4 pin header to one RCA header, 520mm ● 1x front video cable, one 14 pin header to one DB15 header, 1100mm ● 1x serial cable, one 10 pin header to one DB9 header. 390mm ● 5xfan cables, for fan 1 to 5. 280mm ● 1x intrusion cable. 200mm ● 1x front panel cable, 920mm ● 1x USB cable. One 2x5 header to two USB type A female headers , 950mm. |
|  | <p>FPWRCABLENA 879287 00735858181129 1</p> | <p>North American Power Cord Spare</p> |
|  | <p>AUPLCOPROBR 926365 00735858257053 5032037049146 1</p> | <p>Bracket for securing full length double width GPU cards to fan bulkhead, for use in P4000L/P4000L-WS, includes 1 bracket, 4 GPGPU power cables, 4 Intel® Xeon® Phi™ Coprocessor PCI Express* Card extension brackets, screws.</p> |







2.2 Drive/storage subsystem spares and accessories







| Image | Product Code MM UPC EAN MOQ | Description |
|---|---|--|
|  | FUP4X35NHDK 912770 00735858219488 5032037016247 4 | Fixed Drive Carrier spare for P4300 server chassis (compatible with 2.5" HDDs/SSDs) |







| | | |
|---|---|--|
|  | RKSATA4R5 916346 735858238861 5032037033640 5 | Patsburg-A SATA SW LSI RAID 5 Key, Black |
| | RKSATA8 916347 735858238878 5032037033657 5 | 8port SATA Key, Blue |
| | RKSATA8R5 916348 735858238885 5032037033664 5 | 8port SATA with LSI SW RAID 5 Key, White |
| | RKSAS4 916349 735858238892 5032037033671 5 | 4port SAS Key, Green |
| | RKSAS4R5 916350 735858238908 5032037033688 5 | 4port SAS with LSI SW RAID 5 Key, Yellow |
| | RKSAS8 916351 735858238922 5032037033701 5 | 8port SAS Key, Orange |
| | RKSAS8R5 916352 735858238915 5032037033695 5 | 8port SAS with LSI SW RAID 5 Key, Purple |





2.3 Expansion modules: IO Module, SAS Module, RMM4, TPM

| Image | Product Code MM UPC EAN MOQ | Description |
|---|---|--|
|  | AXXRMM4LITE 911660 00735858219297 5032037014946 1 | Intel® Remote Management Module RMM4LITE - Activation key for advanced management features including remote KVM. |

| | | |
|---|--|---|
|  | <p>AXXRMM4 911670 00735858219303 5032037014922 1</p> | <p>Intel® Remote Management Module RMM4 – Activation key for advanced management features including remote KVM <u>plus</u> Dedicated NIC Module.</p> |
|  | <p>AXXTPME5 919737 735858240352 5032037035088 1</p> | <p>Trusted Platform Module for server systems</p> |
| <p>Picture not yet available</p> | <p>AXXIOMKIT 920852 735858244978 5032037039543 1</p> | <p>IO Module Cable and Brackets for use with Intel® Workstation Board W2600CR2 in the Intel® Server chassis P4000.</p> |
|  | <p>AXX10GBNIAIOM 917905 735858241090 5032037035842 1</p> | <p>Dual SFP+ port 10GbE IO module based on Intel® 82599 10 Gigabit Ethernet Controller</p> <p>Supports direct connect or transceiver. Cables/transceivers not included. Includes three screws.</p> <p>Requires IO Module Kit AXXIOMKIT.</p> |
|  | <p>AXX10GBTWLIOM 917907 735858241113 5032037035866 1</p> | <p>Dual RJ-45 port 10GBASE-T IO module, based on Intel® Ethernet Controller X540</p> <p>Includes three screws.</p> <p>Requires IO Module Kit AXXIOMKIT.</p> |
|  | <p>AXX4P1GBPWL IOM 917911 735858241083 5032037035835 1</p> | <p>Quad port 1GbE IO Module based on Intel® Ethernet Controller I350</p> <p>Requires IO Module Kit AXXIOMKIT.</p> |
|  | <p>AXXQAAIOMOD 920561 735858244848 5032037039413 1</p> | <p>Intel® Quick Assist Accelerator I/O Module</p> <p>Requires IO Module Kit AXXIOMKIT.</p> <p>Target availability: Q1'13.</p> |

| | | |
|---|---|---|
|  | <p>AXXQAAPCIE 920562 735858244855 5032037039420 1</p> | <p>Intel® Quick Assist Accelerator PCIe card</p> <p>Target availability: Q1'13.</p> |
|  | <p>AUPLGPUBR 920612 00735858244480 5032037039055 1</p> | <p>Bracket for securing full length GPU cards to fan bulkhead, for use in P4000L/P4000L-WS, includes 1 bracket, 4 1100mm GPGPU power cables and 7 screws for GPGPU fixture. Each GPGPU power cable has one 2x2 pin header to one 2x3 pin header plus one 2x1 header and one 2x3 pin header. The 2x3 header plus the 2x1 header can combine to a standard 2x4 pin header per GPGPU card's requirement.</p> |
| <p>Picture not yet available</p> | <p>AUPLCOPROBR 926365 00735858257053 5032037049146 1</p> | <p>Bracket for securing full length double width GPU cards to fan bulkhead, for use in P4000L/P4000L-WS, includes 1 bracket, 4 GPGPU power cables, 4 Intel® Xeon® Phi™ Coprocessor PCI Express* Card extension brackets, screws. Target availability: Q1'13</p> |
|  | <p>RMS25CB080 924871 (Obsolete MM# 923085) 00735858238977 5</p> | <p>Intel® Integrated RAID Module RMS25CB080 LSI* SAS2208 ROC 6Gb/s SAS/SATA x8 PCIe 3.0 8 internal ports 1GB embedded memory Require one 80-pins on-board module connector Support RAID 0,1,10,5,6,50,60 RAID Premium Feature Key supported Cables are not included</p> <p>Mezzanine card form factor – does not occupy PCIe slot</p> |
|  | <p>RMS25CB040 924872 (Obsolete MM# 923086) 00735858238984 5</p> | <p>Intel® Integrated RAID Module RMS25CB040 LSI* SAS2208 ROC 6Gb/s SAS/SATA x8 PCIe 3.0 4 internal ports 1GB embedded memory Require one 80-pins on-board module connector Support RAID 0,1,10,5,6,50,60 RAID Premium Feature Key supported Cables are not included</p> <p>Mezzanine card form factor – does not occupy PCIe slot</p> |
|  | <p>RMS25KB080 924454 (Obsolete MM# 917089) 735858239028 5032037033800 5</p> | <p>Intel® Integrated RAID Module RMS25KB080, PCIe Slot, LSI2308 I/O Controller, 8P Internal SAS, LSI IR-based RAID 0,1,1E</p> <p>Requires PCIe x8 slot</p> |
|  | <p>RMS25KB040 924455 (Obsolete MM# 917090) 735858239035 5032037033817 5</p> | <p>Intel® Integrated RAID Module RMS25KB040, PCIe Slot, LSI2308 I/O Controller, 4P SAS, LSI IR- based RAID 0,1,1E</p> <p>Requires PCIe x8 slot</p> |

| | | |
|---|---|--|
|  | <p>RMT3CB080 924873 (Obsolete MM# 923087) 00735858238991 5</p> | <p>Intel® Integrated RAID Module RMT3CB080 LSI* SAS2208 ROC 6Gb/s SAS/SATA x8 PCIe 3.0 4 internal ports 512MB embedded memory Require one 80-pins on-board module connector Support RAID 0,1,10,5,6,50,60 RAID Premium Feature Key supported Cables are not included</p> <p>Mezzanine card form factor – does not occupy PCIe slot</p> |
|  | <p>RMS25PB080 924868 (Obsolete MM# 923072) 00735858238946 5</p> | <p>Intel® Integrated RAID Module RMS25PB080 LSI* SAS2208 ROC 6Gb/s SAS/SATA x8 PCIe 3.0 8 internal ports 1GB embedded memory MD2 Low Profile, half length form factor Support RAID 0,1,10,5,6,50,60 RAID Premium Feature Key supported Cables are not included</p> <p>Requires PCIe x8 slot</p> |
|  | <p>RMS25PB040 924869 (Obsolete MM# 920383) 00735858238953 5</p> | <p>Intel® Integrated RAID Module RMS25PB040 LSI* SAS2208 ROC 6Gb/s SAS/SATA x8 PCIe 3.0 4 internal ports 1GB embedded memory MD2 Low Profile, half length form factor Support RAID 0,1,10,5,6,50,60 RAID Premium Feature Key supported Cables are not included</p> <p>Requires PCIe x8 slot</p> |
|  | <p>RMS25JB080 924452 (Obsolete MM# 917087) 735858239004 5032037033787 5</p> | <p>Mezzanine SAS IO module: 8 Port SAS-2.1 version, Entry-level HW RAID/straight SAS</p> |
|  | <p>RMS25JB040 924453 (Obsolete MM# 917088) 735858239011 5032037033794 5</p> | <p>Mezzanine SAS IO module: 4 Port SAS-2.1 version, Entry-level HW RAID/straight SAS</p> |
|  | <p>RMT3PB080 924870 (Obsolete MM# 923084) 00735858238960 5</p> | <p>Intel® Integrated RAID Module RMT3PB080 LSI* SAS2208 ROC 6Gb/s SATA x8 PCIe 3.0 8 internal ports 512MB embedded memory MD2 Low Profile, half length form factor Support RAID 0,1,10,5,6,50,60 RAID Premium Feature Key supported Cables are not included</p> |

| | | |
|--|---|--|
| | | Requires PCIe8 slot |
|  | AXXRMFBU2 926341 00735858244541 5 | Intel® RAID Maintenance Free Backup Unit AXXRMFBU2 for use with Intel® Integrated RAID Module |
|  | AXXRSBBU9 919738 735858220286 5032037039567 5 | Intel® RAID Smart Battery AXXRSBBU9 provides optional battery backup for mainstream RS25, RMS25, RT3 and RMT3 family RAID products. |
|  | SVCEWDPSY 911295 1 | Two year extended warranty for Intel® Server Systems or Intel® Server Knock Down Kits + Intel® Server Boards that support two processors. Intel® RAID controller extended warranty is purchased separately. |
|  | SVCEWDPBD 911294 1 | Two year extended warranty for Intel® Server Boards that support two processors. |

X-ON Electronics

Largest Supplier of Electrical and Electronic Components

Click to view similar products for [Rack Mount Power Supplies](#) category:

Click to view products by [Intel](#) manufacturer:

Other Similar products are found below :

[HFE2500BP](#) [PET1300-12-054NAE](#) [HFE1600BP](#) [73-311-0001](#) [73-317-0148](#) [73-495-0233](#) [750-1016](#) [SFP450-S101G](#) [FUP550SNRPS](#)
[VRA.00335.0](#) [VRA.00334.0](#) [VRA.00333.0](#) [HFE1600-KIT](#) [CC109146503](#) [RKP-1UI](#) [PFE1100-12-054ND](#) [FND300-1012G](#) [73-951-0001T](#)
[73-954-0001C](#) [DS550DC-3](#) [RCP-2000-24](#) [TSR10](#) [TET2000-12-086NA](#) [PET2000-12-074RA](#) [RCP-MU](#) [605-10144-2AC](#) [6609006-5](#)
[D1U54P-W-1200-12-HC4PC](#) [DS450DC-3](#) [DS650DC-3](#) [HPR12K-00-001](#) [LCM300Q-T](#) [LCM300W-T-4](#) [LCM600N-T-4-A](#) [FNP600-48G](#)
[FNR-3-48G](#) [FNR-5-12G](#) [PFS1200-12-054RAH](#) [PFS1200-12-054RD](#) [SPSPFE3-05G](#) [TET3200-12-069RA](#) [IEC-A-1](#) [FXX1600PCRPS](#) [915606](#)
[DHP-1UT-A](#) [DRP-3200-24](#) [RCP-1000-12](#) [RCP-1000-12-C](#) [RCP-1000-24](#) [RCP-1000-24-C](#) [RCP-1000-48](#)