

VersaPad[®] USB Data Sheet

USB Touchpad For Mousing Applications

Features and Benefits

- Enumerates as a standard three-button HID-compliant mouse
- Requires no additional driver
- Tap for Left-Click
- Double Tap
- Tap and Drag
- Drag Edge Lock
- Border Scroll
- Actuator can be a stylus, a finger, or a gloved hand

Description

The Interlink VersaPad[®] touchpad is Interlink's mousing solution for OEM and rugged applications. The module's tough, moisture resistant surface can be used with a finger, stylus, or glove; even in harsh environments.

The VersaPad[®] enumerates as a HID mouse with Left and Right Click capabilities using the native Operating System's mouse drivers. A Hardware Development Kit is available. Call us to order at (805) 484-8855.



FFC Version



Header Version
(board to wire)



P/N: 94-00018 Rev. F

Embrace the Power of Sensor Technologies

USB Touchpad For Mousing Applications

Some Applications

- Industrial Computers
- Rugged/Military Notebook Computers
- Desktop Keyboards
- Handheld PCs
- Digital Media Players


Device Characteristics

Overlay Color	Dark Gray, Pantone 425C
Actuation Force	.05N-.3N (5g - 30g)
Weight	15 grams or less
Operating Temperature Performance	Functional before, during, and after exposure to the below conditions
Cold Dry	-25°C <=5%RH for 96 hours
Cold Humid	10°C 95%RH for 96 hours
Hot Dry	70°C <=5%RH for 96 hours
Hot Humid	70°C 95%RH for 96 hours
Storage Temperature Performance	Functional after 96 hours of exposure to the below conditions
Cold Dry	-40°C <=5%RH
Hot Dry	85°C <=5%RH
Hot Humid	85°C 95%RH
Thermal Shock	Functional after 20 cycles of -40°C to 80°C with a 30 minute dwell time and 5 minute transitions
Lifetime Durability	>5 million stylus strokes at - 150g +/-10g
Standing Load Durability	Vertical static load 1 kgf max for 1 hour
Tap Durability	>1,000,000 cycles at 1kgf/silicone finger/4Hz
Drop	Dropped from 100 cm onto concrete
Mechanical Shock	Comparable to MIL-STD-202, 50G, Method 213B, Condition A
Mechanical Vibration	Comparable to MIL-STD-202, Method 204D, Condition A
Altitude - Operating 10,000 ft	Functional before, during, and after exposure to altitude pressure simulation in vacuum (1 hour)
Altitude - Storage 30,000 ft	Functional before, and after exposure to altitude pressure simulation in vacuum (1 hour)
UL	All materials UL grade 94 V-1 or better
RoHS	Compliant
Stylus recommendations:	
Material	Acetal or Teflon
Minimum radius of tip	1.5 mm

Connector Options

Header

One connector option for the VersaPad® is to use wire to board header connectors. The J7 header (Molex #53261-0471) is used for connecting external mouse buttons, the J6 (Molex # 53261-0871) is the USB communication header.



Header Wire and Cable Options

- 12" Wire Cable Harness, PN 14-16576
- USB Type A, 14-00054
- USB Type A with Strain Relief, PN 14-00108

FFC

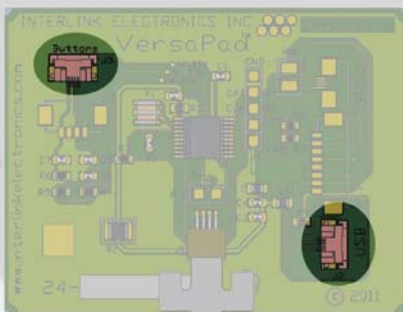
The VersaPad® is also available in a Flat Flex Cable (FFC) connector option.

The FFC is used in two places: the J3 for buttons, and the J2 for USB communication.

Manufacturer: FCI

Part Number: SFV4R-1STE1LF

Refer to the manufacturer's datasheet for more information.




Application Information

USB Touchpad for Mousing Applications

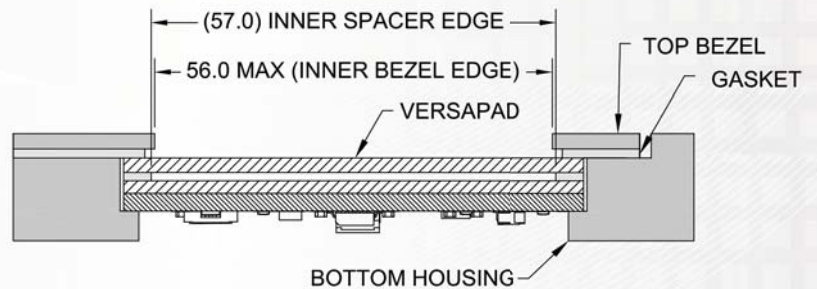
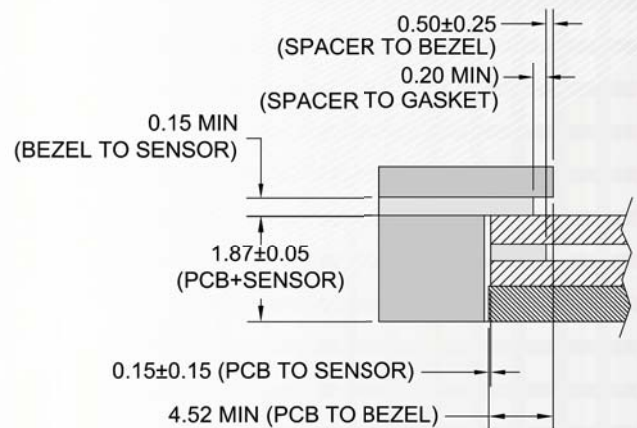
VersaPad® Module Bezel Mounting Concept

A general bezel mounting method is one possible way to mount the VersaPad® Module



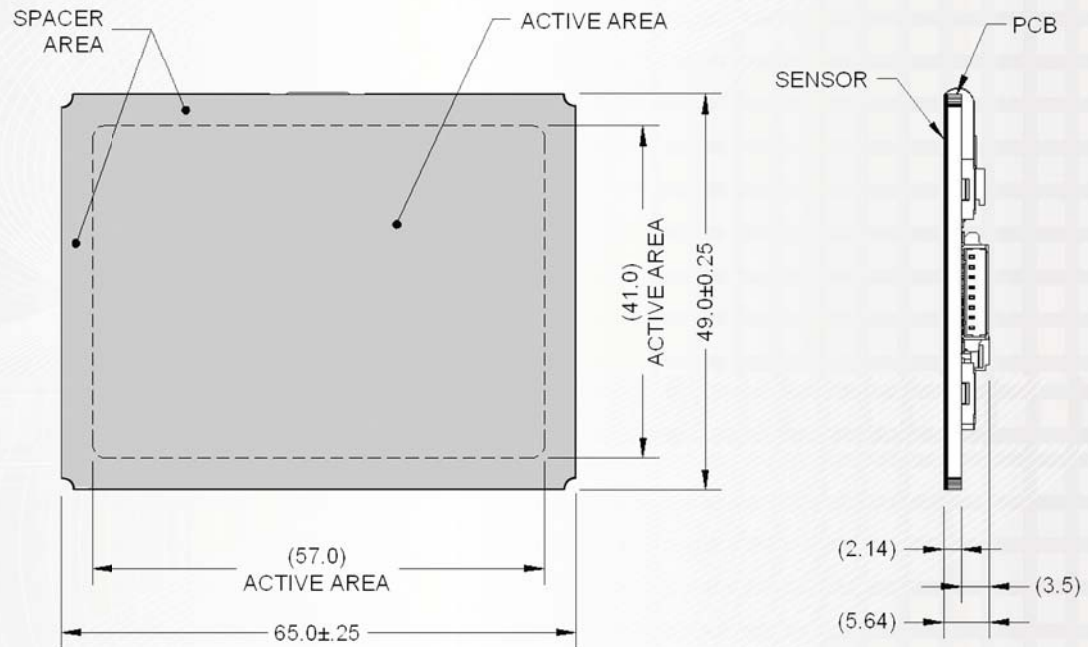
Bezel Concept Critical Dimensions

Indicated are the critical dimensions associated with the VersaPad® Module



For more information consult the Integration guide found on our website:
www.interlinkelectronics.com/support

Mechanical Data



Hardware Development Kit, 54-00007

This hardware development kit includes:

- VersaPad USB, FFC connectors (Qty. 1)
- VersaPad USB, Molex Connectors (Qty. 1)
- USB VersaPad, Demo Model (Qty. 1)
- 12" Wire Cable Harness (Qty. 1)
- FFC Cables (Qty. 2)

FFC Connectors (Qty. 3)

USB Flash drive w/product literature (Qty. 1)

USB FFC VersaPad, 54-00030

USB VersaPad Molex, 54-00031

USB VersaPad FFC Features Disabled, 54-00061

USB VersaPad Molex Features Disabled, 54-00063

12" Wire Cable Harness, 14-16576

USB Cable Assembly, 14-00054

USB Cable Assembly w/Strain Relief, 14-00108

Contact Us

Image above depicts the Header version which has the maximum profile for the VersaPad module. The FFC VersaPad has a lower profile. For CAD models or more information go to: www.interlinkelectronics.com/support

X-ON Electronics

Largest Supplier of Electrical and Electronic Components

Click to view similar products for [interlink electronics manufacturer](#):

Other Similar products are found below :

[54-00019](#) [14-00054](#) [54-00016](#) [54-76247](#) [54-89654](#) [54-00030](#) [54-24451](#) [30-72718](#) [54-00002](#) [34-00022](#) [30-61710](#) [34-00015](#) [30-73258](#)