


SMCE-5032



FEATURES

- Surface mount ceramic enclosures
- High reliability seam welded package
- Conforms to AEC-Q200 (Optional)
- Wide frequency range
- RoHS Compliant and Pb Free

Electrical Specifications

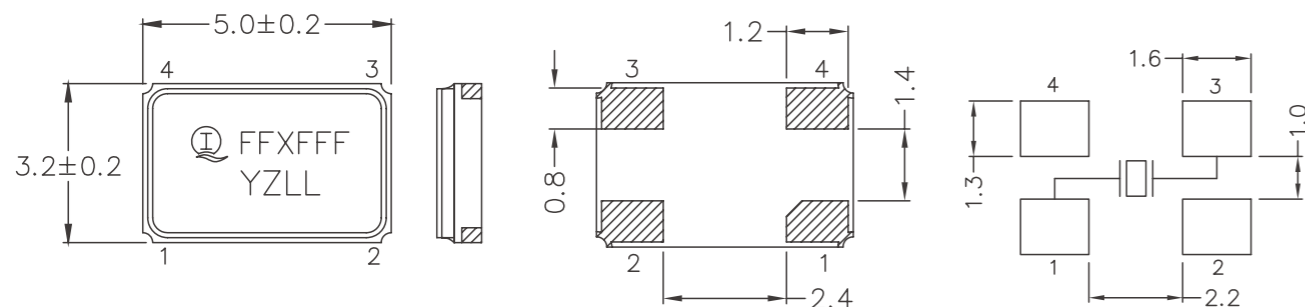
Parameters	Symbol	Specifications
Nominal Frequency Range 标称频率范围	f_0	8.0MHz ~ 156.25MHz
Frequency Tolerance, Ta=25°C ± 3°C 常温频率偏差	$\Delta f/f$	±10ppm, ±20ppm
Load Capacitance 负载电容	C_L	18pF or specify
Frequency Tolerance over Operating Temperature Range 频率温度特性	$\Delta f/f$	±10ppm, ±20ppm, ±50ppm or specify
Operating Temperature Range 工作温度	T_{OPR}	-20°C ~ +70°C, -40°C ~ +85°C, -40°C ~ +125°C or specify
Storage Temperature Range 储存温度	T_{STG}	-55°C ~ +125°C
Drive Level 激励功率	DL	100µW Typ.
Shunt Capacitance 静态电容	C_0	7pF Max.
Insulation Resistance 绝缘电阻	IR	500MΩ Min.
Aging 老化率	Δf_A	±3ppm/Year Max.

Equivalent Series Resistance (ESR) 串联谐振阻抗

Frequency Range	$8 < f_0 \leq 16$	$16 < f_0 \leq 25$	$25 < f_0 \leq 30$	$30 < f_0 \leq 54$	$54 < f_0 \leq 156.25$
ESR	80Ω Max.	50Ω Max.	40Ω Max.	35Ω Max.	80~100Ω Max.

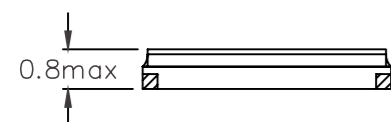
Please consult our sales representatives for other specifications. 如对其他规格查询, 请与我司销售人员联系。

Dimensions




DIMENSION (mm)

SOLDERING PATTERN (mm)



All specifications are subject to change without prior notice. 本公司保留修改规格的权利。

SMCE-6035



FEATURES

- Surface mount ceramic enclosures
- High reliability seam welded package
- Conforms to AEC-Q200 (Optional)
- Wide frequency range
- RoHS Compliant and Pb Free

Electrical Specifications

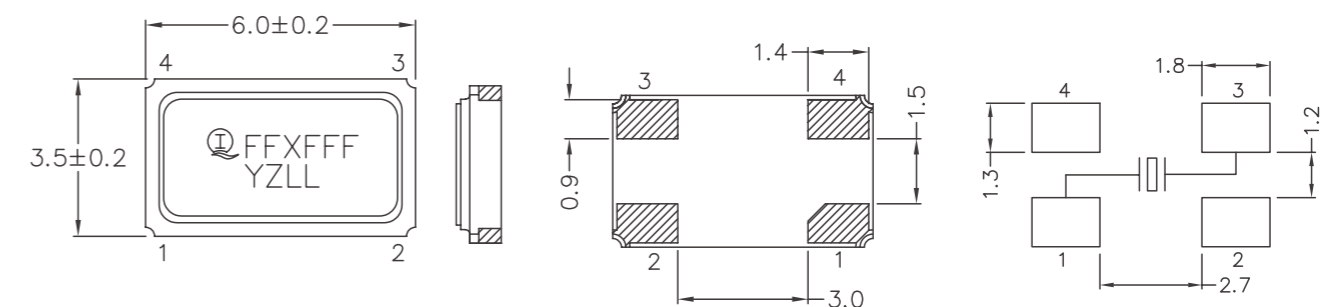
Parameters	Symbol	Specifications
Nominal Frequency Range 标称频率范围	f_0	8.0MHz ~ 50.0MHz (Fundamental)
		40.0MHz ~ 80.0MHz (3.O.T)
Frequency Tolerance, Ta=25°C ± 3°C 常温频率偏差	$\Delta f/f$	±10ppm, ±30ppm
Load Capacitance 负载电容	C_L	18pF or specify
Frequency Tolerance over Operating Temperature Range 频率温度特性	$\Delta f/f$	±10ppm, ±20ppm, ±50ppm or specify
Operating Temperature Range 工作温度	T_{OPR}	-20°C ~ +70°C, -40°C ~ +85°C, -40°C ~ +125°C or specify
Storage Temperature Range 储存温度	T_{STG}	-55°C ~ +125°C
Drive Level 激励功率	DL	100µW Typ.
Shunt Capacitance 静态电容	C_0	7pF Max.
Insulation Resistance 绝缘电阻	IR	500MΩ Min.
Aging 老化率	Δf_A	±3ppm/Year Max.

Equivalent Series Resistance (ESR) 串联谐振阻抗

Frequency Range	$8 < f_0 \leq 12$	$12 < f_0 \leq 16$	$16 < f_0 \leq 25$	$25 < f_0 \leq 30$	$30 < f_0 \leq 50$	$40 < f_0 \leq 80$ (3.O.T)
ESR	80Ω Max.	60Ω Max.	50Ω Max.	35Ω Max.	25Ω Max.	80~100Ω Max.

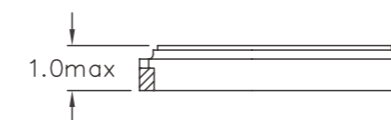
Please consult our sales representatives for other specifications. 如对其他规格查询, 请与我司销售人员联系。

Dimensions



DIMENSION (mm)

SOLDERING PATTERN (mm)



All specifications are subject to change without prior notice. 本公司保留修改规格的权利。

X-ON Electronics

Largest Supplier of Electrical and Electronic Components

Click to view similar products for [Crystals](#) category:

Click to view products by [Interquip](#) manufacturer:

Other Similar products are found below :

[CX3225GB25000M0PPSZ1](#) [718-13.2-1](#) [7A-40.000MAAE-T](#) [FL2000085](#) [99-BU](#) [9B-15.360MBBK-B](#) [9C-7.680MBBK-T](#) [H10S-12.000-18-EXT-TR](#) [ABC2-6.000MHZ-D4Z-T](#) [ABLS-20.000MHZ-D2-T](#) [ABS071-32.768KHZ-6-T](#) [R38-32.768-12.5-5PPM-NPB](#) [BTD1062E05A-513](#) [21U15A-21.4MHZ](#) [RTX-781DF1-S-20.950](#) [LFXTAL066198Cutt](#) [9C-14.31818MBBK-T](#) [A-11.000MHZ-27](#) [ABL-27.000MHZ-B4Y-T](#) [ABM11-132-24.000MHZ-T3](#) [ABM3B1-25.000MHZ-D2Y-T](#) [SPT2A-.032768B](#) [SPT2A.032768G](#) [LFXTAL065253Cutt](#) [LFXTAL066431Cutt](#) [XT9S20ANA14M7456](#) [XT9SNLANA16M](#) [7A-24.576MBBK-T](#) [7B-30.000MBBK-T](#) [CX2520DB16000H0HPQCC](#) [MMCC2R32.7680KHZ](#) [6504-202-1501](#) [6526-202-1501](#) [ABLS-12.000MHZ-B2Y-T](#) [7A-10.000MBBK-T](#) [SG636PCE-20.000MC](#) [3404](#) [CM315D32768EZFT](#) [C1E-24.000-7-2020-R](#) [C1E-19.200-12-1530-X-R](#) [C1E-16.000-12-1530-X-R](#) [ABM11-16.000MHZ-9-B1U-T](#) [FL5000014](#) [EUCA18-3.1872M](#) [FX0800015](#) [425F35E027M0000](#) [FP0800018](#) [MS3V-T1R-32.768kHz-7pF-20PPM-TA-QC-Au](#) [VXM7-1C1-16M000](#) [MS3V-T1R-32.768kHz-9pF-20PPM-TA-QC-Au](#)