


## IV1D0601002 – 650V 10A SiC Schottky Diode

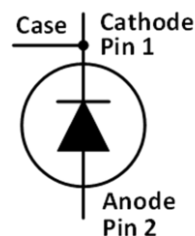
### Features

- Max Junction Temperature 175°C
- High Surge Current Capacity
- Extremely Fast Reverse Recovery Time
- Reduced Losses in Associated MOSFET
- High-Frequency Operation
- Temperature Independent Switching Behavior
- Positive Temperature Coefficient on  $V_F$

### Outline



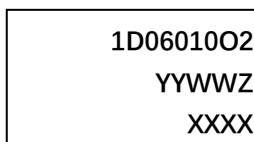
TO220-2



### Applications

- PV Micro Inverter
- Adaptor
- TV Power
- Power Factor Correction
- Telecom / Server SMPS

### Marking Diagram



1D0601002 = Specific Device Code  
 YY = Year  
 WW = Work Week  
 Z = Assembly Location  
 XXXX = Lot Traceability

### Absolute Maximum Ratings (Tc=25°C unless otherwise specified)

Symbol	Parameter	Value	Unit
$V_{RRM}$	Reverse voltage (repetitive peak)	650	V
$V_{DC}$	DC blocking voltage	650	V
$I_F$	Forward current (continuous) @Tc=25°C	28.4	A
	Forward current (continuous) @Tc=135°C	13.6	A
	Forward current (continuous) @Tc=150°C	10	A
$I_{FSM}$	Surge non-repetitive forward current sine halfwave @Tc=25°C tp=10ms	60	A
$I_{FRM}$	Surge repetitive forward current (Freq=0.1Hz, 100cycles) sine halfwave @Tamb=25°C tp=10ms	48	A
$P_{tot}$	Total power dissipation @ Tc=25°C	107.1	W
	Total power dissipation @ Tc=150°C	17.8	
$\int i^2 dt$	$I^2t$ value @Tc=25°C tp=10ms	18	A <sup>2</sup> s
Tstg	Storage temperature range	-55 to 175	°C
Tj	Operating junction temperature range	-55 to 175	°C

Stresses exceeding those listed in the Maximum Ratings table may damage the device. If any of these limits are exceeded, device functionality should not be assumed, damage may occur and reliability may be affected.

## Electrical Characteristics

Symbol	Parameter	Typ.	Max.	Unit	Test Conditions	Note
V <sub>F</sub>	Forward Voltage	1.42	1.65	V	I <sub>F</sub> = 10 A T <sub>J</sub> =25°C	Fig. 1
		1.82	2.2		I <sub>F</sub> = 10 A T <sub>J</sub> =175°C	
I <sub>R</sub>	Reverse Current	1	10	μA	V <sub>R</sub> = 650 V T <sub>J</sub> =25°C	Fig. 2
		10	100		V <sub>R</sub> = 650 V T <sub>J</sub> =175°C	
C	Total Capacitance	398		pF	V <sub>R</sub> = 1 V, T <sub>J</sub> = 25°C, f = 1 MHz	Fig. 3
		47.6			V <sub>R</sub> = 200 V, T <sub>J</sub> = 25°C, f = 1 MHz	
		41.9			V <sub>R</sub> = 400 V, T <sub>J</sub> = 25°C, f = 1 MHz	
Q <sub>C</sub>	Total Capacitive Charge	25.5		nC	V <sub>R</sub> = 400 V, T <sub>J</sub> = 25°C, $Q_C = \int_0^{V_R} C(V) dV$	Fig. 4
E <sub>C</sub>	Capacitance Stored Energy	3.80		μJ	V <sub>R</sub> = 400 V, T <sub>J</sub> = 25°C, $E_C = \int_0^{V_R} C(V) \cdot V dV$	Fig. 5

## Thermal Characteristics

Symbol	Parameter	Typ.	Unit	Note
R <sub>th(j-c)</sub>	Thermal Resistance from Junction to Case	1.4	°C/W	Fig.7

## Typical Performance

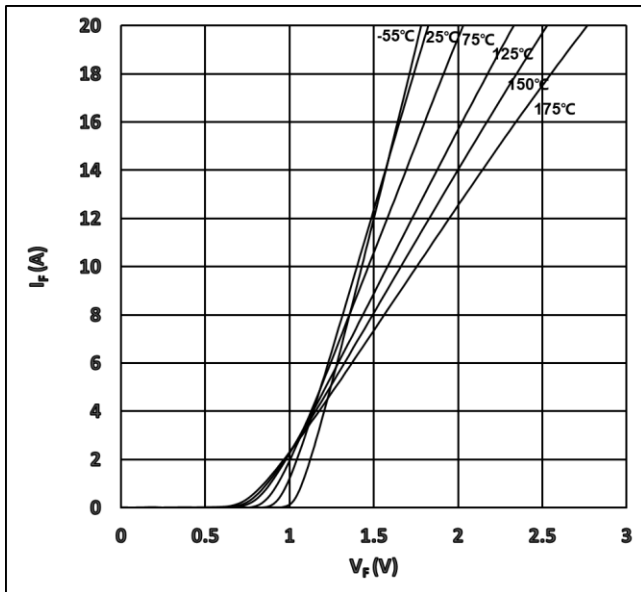


Figure 1. Typical Forward Characteristics

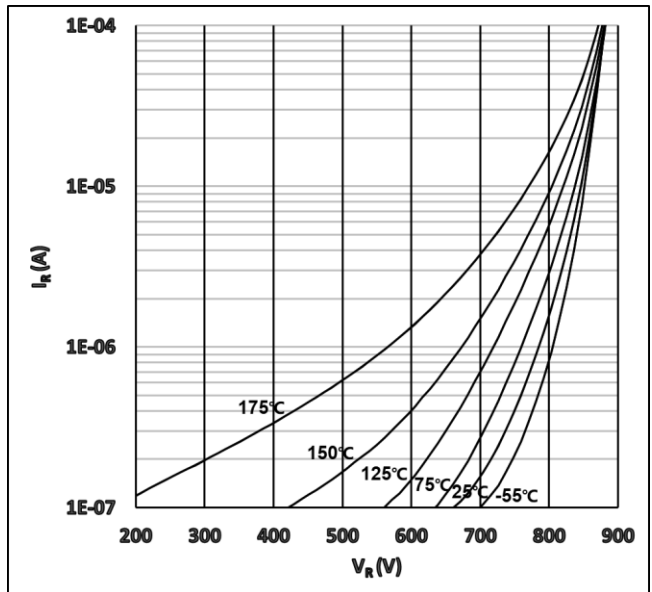


Figure 2. Typical Reverse Characteristics

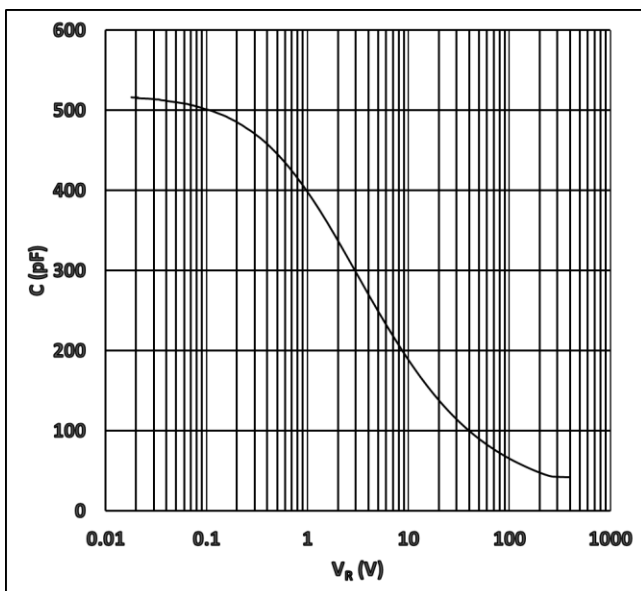


Figure 3. Capacitance vs. Reverse Voltage

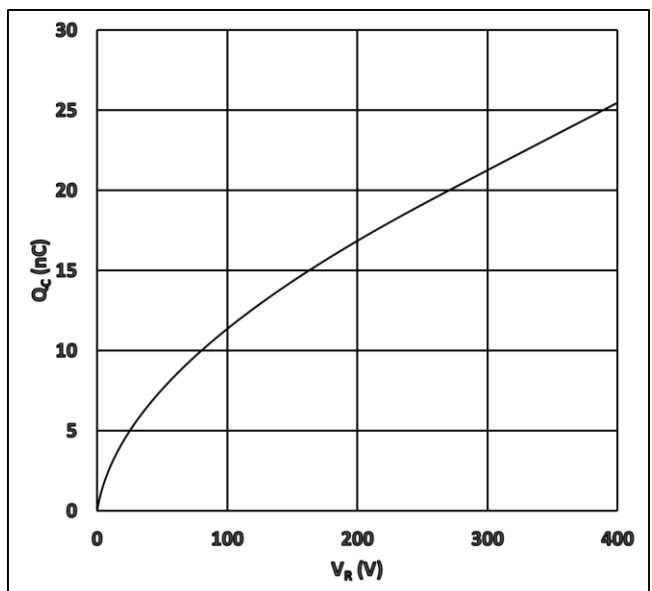


Figure 4. Recovery Charge vs. Reverse Voltage

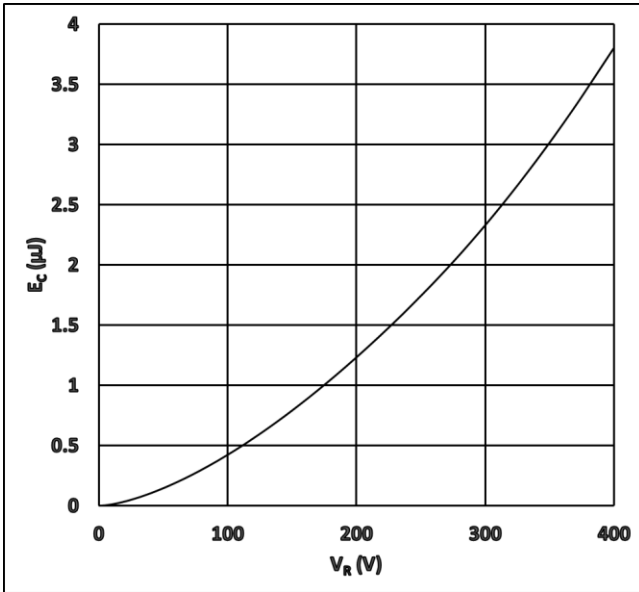


Figure 5. Capacitance Stored Energy

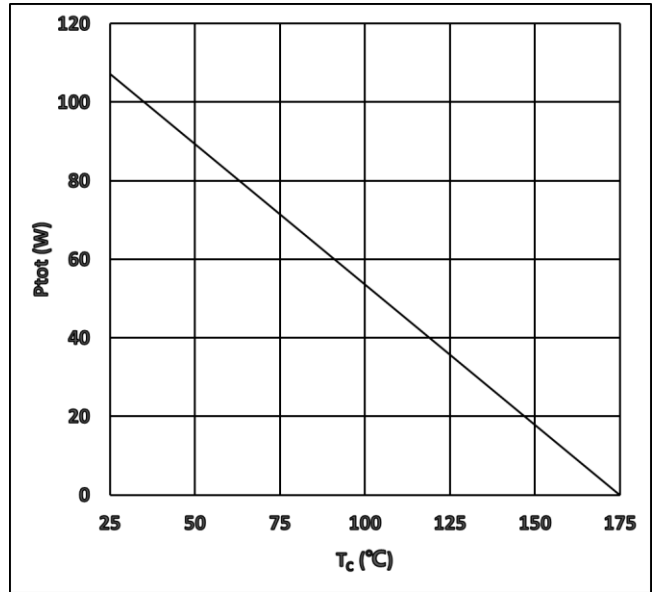


Figure 6. Power Derating

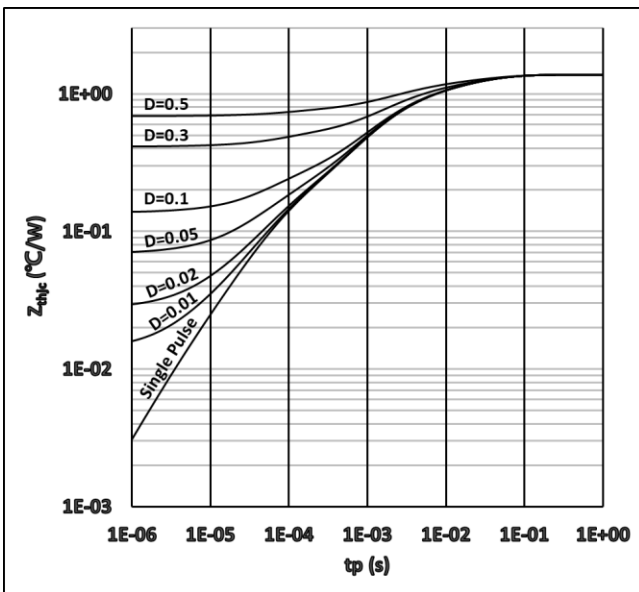


Figure 7. Transient Thermal Impedance

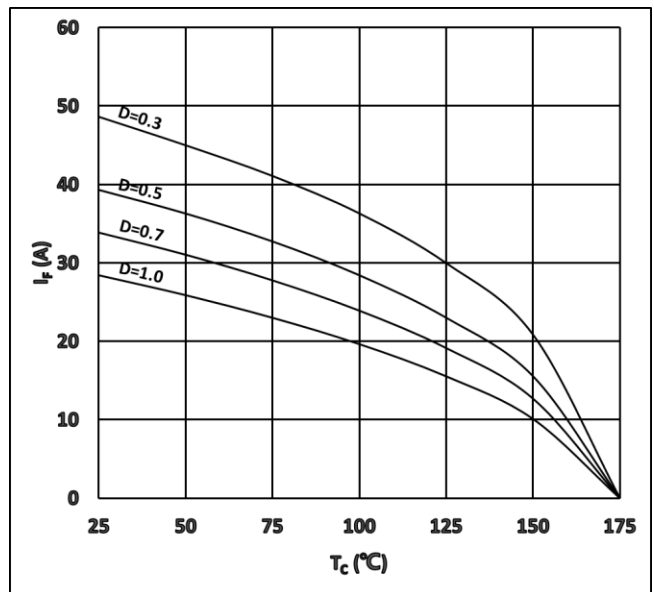
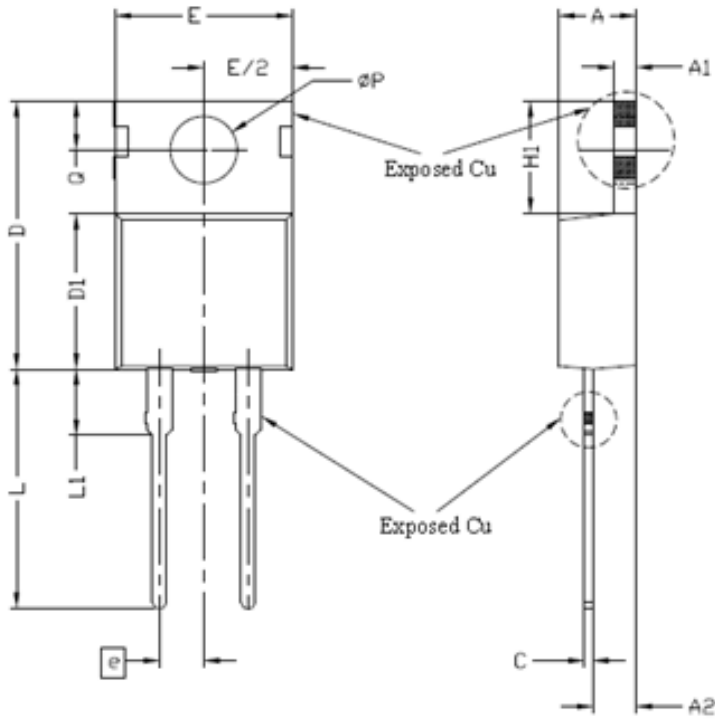
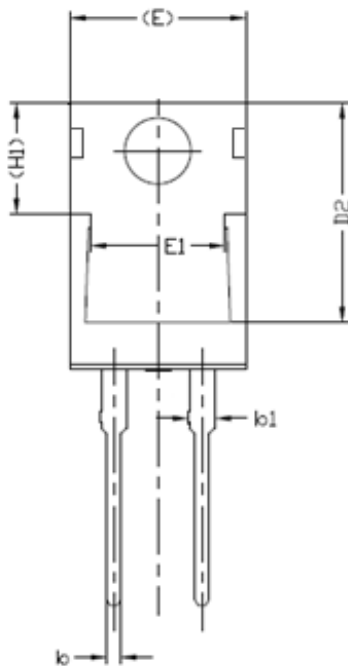


Figure 8.  $I_F$  as a Function of Temp.

## Package Dimensions



Dimensions In Millimeters		
SYMBOL	MIN.	MAX.
A	4.24	4.64
A1	1.16	1.40
A2	2.25	2.70
b	0.70	0.91
b1	1.17	1.75
c	0.33	0.65
D	14.70	16.00
D1	8.82	9.45
D2	12.63	13.55
E	9.91	10.36
E1	6.86	8.89
e	2.54 BSC	
H1	6.30	6.65
L	12.90	13.97
L1	2.85	4.00
φP	3.40	3.93
Q	2.60	3.00



### Note:

1. Package Reference: JEDEC TO220, Variation AB
2. All Dimensions are in mm
3. Slot Required, Notch May Be Rounded or Rectangular
4. Dimension D&E Do Not Include Mold Flash
5. Subject to Change Without Notice

## Notes

For further information please contact IVCT's Sales Office.

Copyright©2022 InventChip Technology Co., Ltd. All rights reserved.

The information in this document is subject to change without notice.

## Related Links

<http://www.inventchip.com.cn>



## X-ON Electronics

Largest Supplier of Electrical and Electronic Components

*Click to view similar products for [Schottky Diodes & Rectifiers](#) category:*

*Click to view products by [InventChip](#) manufacturer:*

Other Similar products are found below :

[MA4E2039](#) [MMBD301M3T5G](#) [HFA35HB60C](#) [RB160M-50TR](#) [D83C](#) [BAS16E6433HTMA1](#) [BAS 3010S-02LRH](#) [E6327](#) [BAT 54-02LRH](#)  
[E6327](#) [NRVBAF360T3G](#) [NSR05F40QNXT5G](#) [NTE555](#) [JANS1N6640](#) [SS3003CH-TL-E](#) [GA01SHT18](#) [CRS10I30A\(TE85L,QM](#)  
[MBRA140TRPBF](#) [MBRB30H30CT-1G](#) [BAT 15-04R](#) [E6152](#) [JANTX1N5712-1](#) [DMJ3940-000](#) [SB007-03C-TB-E](#) [NRVBB20100CTT4G](#)  
[NRVBM120LT1G](#) [NTSB30U100CT-1G](#) [CRG04\(T5L,TEMQ\)](#) [ACDBA1100LR-HF](#) [ACDBA1200-HF](#) [ACDBA240-HF](#) [ACDBA3100-HF](#)  
[CDBQC0530L-HF](#) [ACDBA260LR-HF](#) [ACDBA1100-HF](#) [10BQ015-M3/5BT](#) [NRVBM120ET1G](#) [VSSB410S-M3/5BT](#) [1N5819T-G](#)  
[PDS1040Q-13](#) [B160BQ-13-F](#) [SDM05U20CSP-7](#) [BAS 70-07](#) [E6433](#) [B140S1F-7](#) [HSM560Je3/TR13](#) [DDB2265-000](#) [ZHCS506QTA](#)  
[HSM190Je3/TR13](#) [B330AF-13](#) [ACDBUC0230-HF](#) [SDM1U100S1F-7](#) [MBR10200CTF-G1](#) [CDLL5712](#)