

Features

- Ultra High Efficiency (Up to 92.0%)
- Four Channels Output
- Active Power Factor Correction (0.99 Typical)
- Constant Current Output
- Lightning Protection
- All-Around Protection: SCP, OTP, OVP
- IP67
- SELV



Description

The EUC-160QxxxDV(SV) series is a 160W, four-channel, constant-current LED driver that operates from 90-305Vac input with excellent power factor. It is created for many lighting applications including flood, tunnel and street, etc. The high efficiency of these drivers and compact metal case enables them to run cooler, significantly improving reliability and extending product life. To ensure trouble-free operation, protection is provided against input surge, output over voltage, short circuit, and over temperature.

Models

Output Current (1)	Input Voltage Range	Output Voltage Range	Max. Output Power	Typical Efficiency (2)	Power Factor		Model Number (3)
					120Vac	220Vac	
350 mA	90~305 Vac	57~103 Vdc	144 W	92.0%	0.99	0.95	EUC-160Q035DV(SV)
450 mA	90~305 Vac	45~90 Vdc	160 W	92.0%	0.99	0.95	EUC-160Q045DV(SV)
600 mA	90~305 Vac	40~70 Vdc	168 W	91.5%	0.99	0.95	EUC-160Q060DV(SV)
700 mA	90~305 Vac	29~57 Vdc	160 W	91.5%	0.99	0.95	EUC-160Q070DV(SV)
1050 mA	90~305 Vac	19~38 Vdc	160 W	90.0%	0.99	0.95	EUC-160Q105DV(SV)
1400 mA	90~305 Vac	14~29 Vdc	160 W	90.0%	0.99	0.95	EUC-160Q140DV(SV)

Notes: (1) The output current is adjustable at factory from 50% to 100%.
 (2) Measured at 100% load and 220Vac input.

Input Specifications

Parameter	Min.	Typ.	Max.	Notes
Input Voltage	90 Vac	-	305 Vac	
Input Frequency	47 Hz	-	63 Hz	
Leakage Current	-	-	0.70 mA	IEC60598-1; 240Vac/ 60Hz, grounding effectively
Input AC Current	-	-	2.1 A	Measured at 100% load and 100 Vac input.
	-	-	0.9 A	Measured at 100% load and 220 Vac input.

Input Specifications (Continued)

Parameter	Min.	Typ.	Max.	Notes
Inrush current	-	-	65 A	At 220Vac input, 25°C cold start, duration=1 ms, 10%Ipk-10%Ipk.
Inrush Current(I ² t)	-	-	1.7 A ² s	
PF	0.90	-	-	At 100-277Vac, 50-60Hz, 75%-100%Load
THD	-	-	20%	

Output Specifications

Parameter	Min.	Typ.	Max.	Notes
Output channel	-	4	-	
Output Current Tolerance	-5%	-	5%	
No-load Output Voltage I _o = 350 mA I _o = 450 mA I _o = 600 mA I _o = 700 mA I _o =1050 mA I _o =1400 mA	- - - - - -	- - - - - -	110V 97V 77V 64V 51V 50.5V	Hiccup mode.
Output Current Ripple (pk-pk)	-	10% I _o	15% I _o	
Output Overshoot / Undershoot	-	-	10%	When power on or off.
Line Regulation	-	-	±1%	
Load Regulation	-	-	±3%	
Turn-on Delay Time	-	1.0 s	2.0 s	Measured at 120Vac input, 75%-100%Load
	-	0.5 s	1.5 s	Measured at 220Vac input, 75%-100%Load
Temperature coefficient	-	0.03%/°C	-	Case temperature = 0°C ~T _c max

Note: All specifications are typical at 25 °C unless otherwise stated.

Protection Functions

Parameter	Min.	Typ.	Max.	Notes
Over Temperature Protection	-	120 °C	-	When OTP occurs, the output current decreases down to the half of the normal output current. The output shall be auto recovery when case temperature becomes normal.
Short Circuit Protection	Single or dual channel short does not affect the normal work of other channels. The driver recovers after short is removed and AC input recycled. Three or four channel short latches the driver and it recovers after the short is removed.			

General Specifications

Parameter	Min.	Typ.	Max.	Notes
Efficiency Io= 350 mA Io= 450 mA Io= 600 mA Io= 700 mA Io=1050 mA Io=1400 mA	88.0% 88.0% 87.5% 87.5% 86.0% 86.0%	89.0% 89.0% 88.5% 88.5% 87.0% 87.0%	- - - - - -	Measured at 100% load, 120Vac input, 25°C ambient temperature, after the unit is thermally stabilized. It will be about 1.5% lower, if measured immediately after startup.
Efficiency Io= 350 mA Io= 450 mA Io= 600 mA Io= 700 mA Io=1050 mA Io=1400 mA	91.0% 91.0% 90.5% 90.5% 89.0% 89.0%	92.0% 92.0% 91.5% 91.5% 90.0% 90.0%	- - - - - -	Measured at 100% load, 220Vac input, 25°C ambient temperature, after the unit is thermally stabilized. It will be about 1.5% lower, if measured immediately after startup.
MTBF	-	306,000 Hours	-	Measured at 220Vac input, 80%Load and 25°C Ambient Temperature (MIL-HDBK-217F)
Lifetime	-	94,800 Hours	-	Measured at 220Vac input, 80%Load; Case temperature=60°C @ Tc point. See lifetime vs. Tc curve for the details
Operating Case Temperature for Safety Tc_s	-40°C	-	+90 °C	
Operating Case Temperature for Warranty Tc_w	-40°C	-	+70 °C	
Storage Temperature	-40°C	-	+85 °C	Humidity: 5% RH to 100% RH
Dimensions Inches (L × W × H) Millimeters (L × W × H)	7.40 × 3.46 × 1.5 188 × 88 × 38			With mounting ear 8.35 × 3.46 × 1.5 212 × 88 × 38
Net Weight	-	1340 g	-	

Note: All specifications are typical at 25 °C unless otherwise stated.

Safety & EMC Compliance

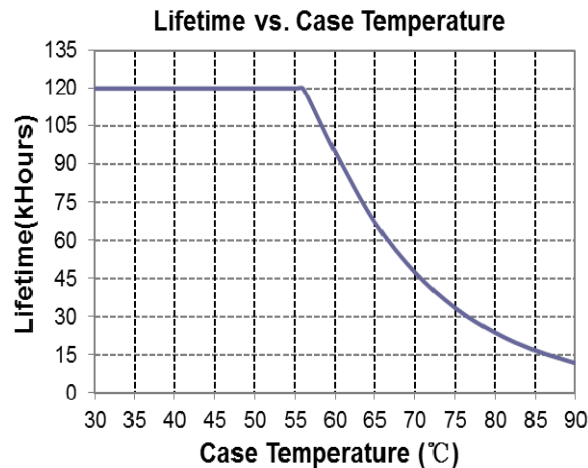
Safety Category	Standard
TUV & CE	EN 61347-1, EN61347-2-13
CB	IEC 61347-1, IEC 61347-2-13
KS	KS C 7655
EMI Standards	Notes
EN 55015 ⁽¹⁾	Conducted emission Test & Radiated emission Test
EN 61000-3-2	Harmonic current emissions
EN 61000-3-3	Voltage fluctuations & flicker
EMS Standards	Notes
EN 61000-4-2	Electrostatic Discharge (ESD): 15 kV air discharge, 8 kV contact discharge
EN 61000-4-3	Radio-Frequency Electromagnetic Field Susceptibility Test-RS

Safety & EMC Compliance (Continued)

EMS Standards	Notes
EN 61000-4-4	Electrical Fast Transient / Burst-EFT
EN 61000-4-5	Surge Immunity Test: AC Power Line: Differential Mode 4 kV, Common Mode 6 kV
EN 61000-4-6	Conducted Radio Frequency Disturbances Test-CS
EN 61000-4-8	Power Frequency Magnetic Field Test
EN 61000-4-11	Voltage Dips
EN 61547	Electromagnetic Immunity Requirements Applies To Lighting Equipment

Note: (1) This LED driver meets the EMI specifications above, but EMI performance of a luminaire that contains it depends also on the other devices connected to the driver and on the fixture itself.

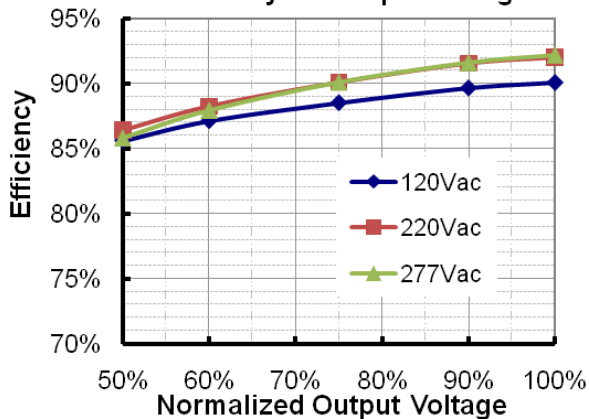
Lifetime vs. Case Temperature Curve



Efficiency vs. Load

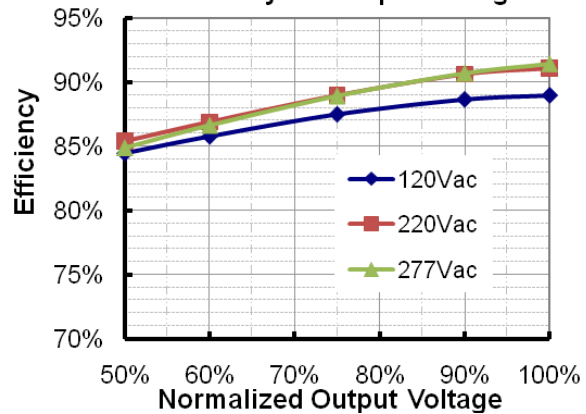
EUC-160Q035DV(SV)

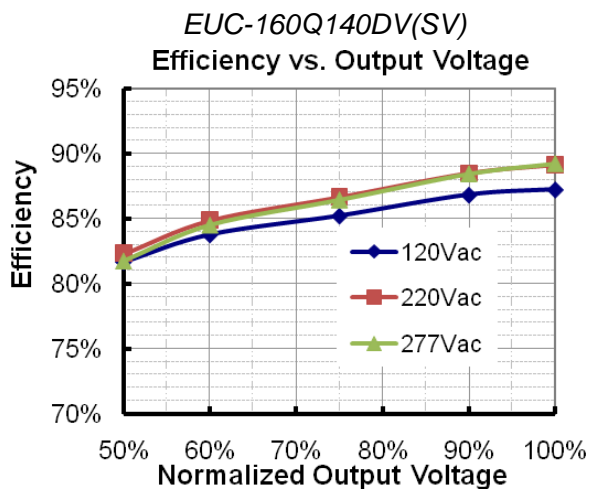
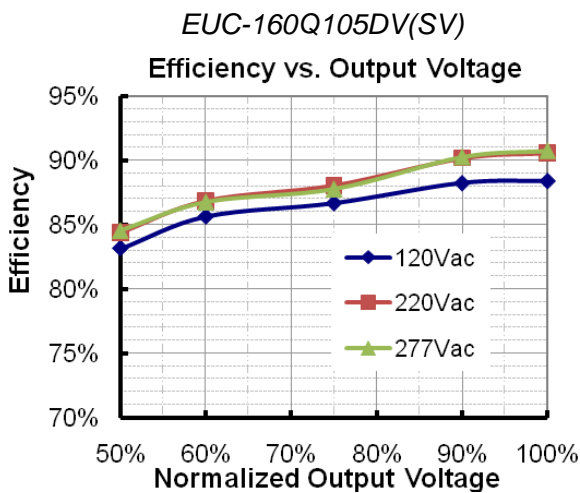
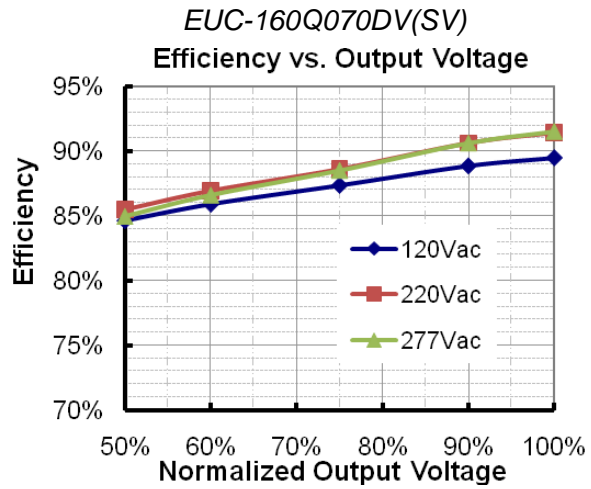
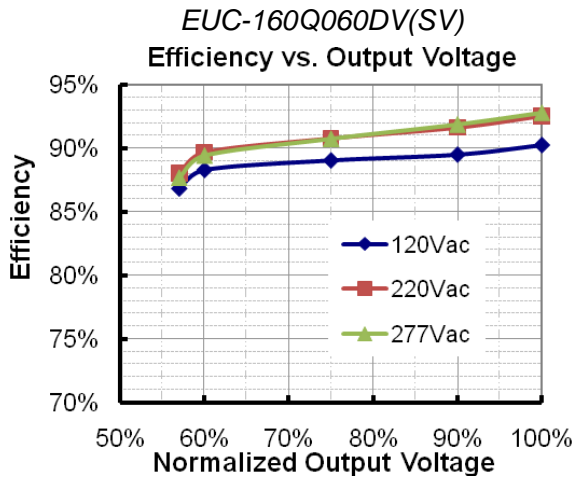
Efficiency vs. Output Voltage



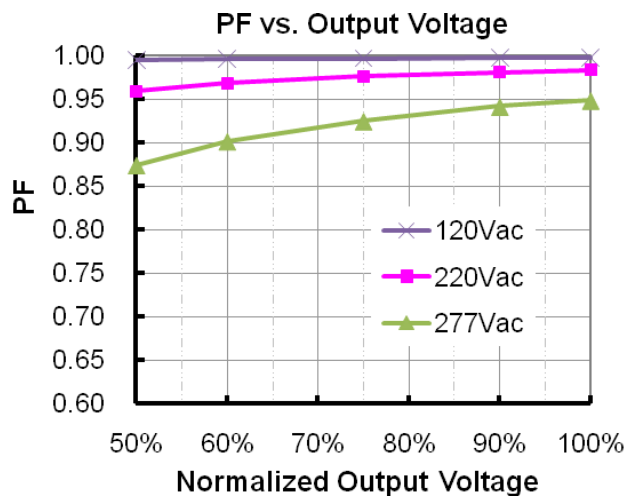
EUC-160Q045DV(SV)

Efficiency vs. Output Voltage

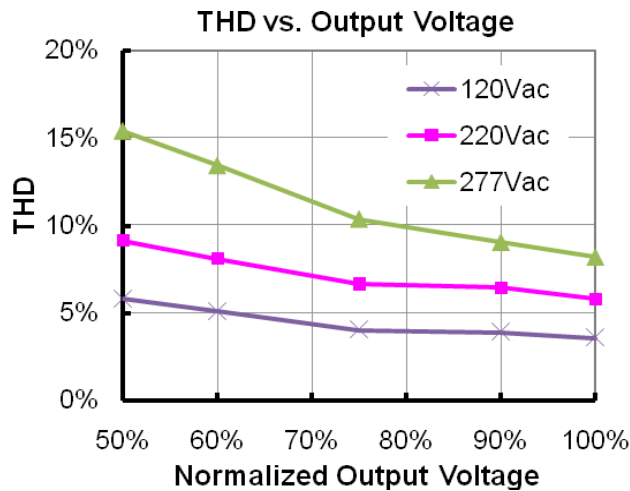




Power Factor Characteristics



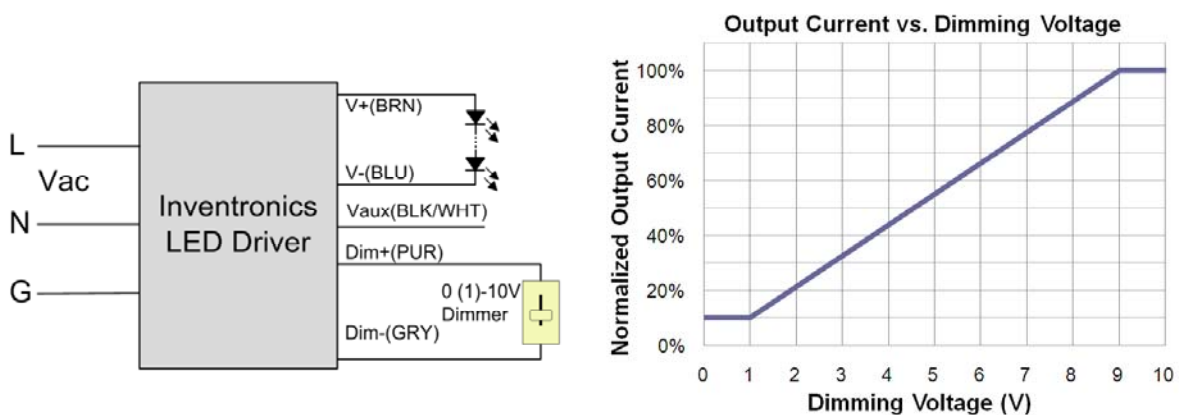
Total Harmonic Distortion



Dimming Control (On secondary side)

Parameter	Min.	Typ.	Max.	Notes
12V output voltage (Vaux)	10.8 V	12 V	13.2 V	
12V Output source current	0 mA	-	20 mA	
Absolute maximum voltage on the 1~10V input pin	0 V	-	12 V	
Source current on 1~10V input pin	0 μ A	-	200 μ A	

The dimmer control may be operated from either a potentiometer or from an input signal of 1 – 10 Vdc. Two recommended implementations are provided below.



Implementation: DC input

Notes:

1. I_o is actual output current and I_r is rated current without dimming control.
2. For the driver to operate properly, the load voltage must be maintained above the minimum voltage threshold (approx. 50% of the max. output voltage for any given model).
3. If the output voltage is maintained above 50% of the maximum output voltage, the dimming control may be operated over the entire 1-10V range with output current varying from 10% to 100% of I_r .
4. The dimming signal is allowed to be less than 1V, however, when it for 0-1V, the output current is 10% I_o .
5. Do not connect the Dim- of dimming to the output; otherwise, the LED driver cannot work normally.
6. If 0-10V dimming is not used, Dim + can be either open or connected to Vaux.

Revision History

Change Date	Rev.	Description of Change		
		Item	From	To
2012-3-6	A	Datasheets Release	/	/
2012-4-1	B	450 mA Model	/	Added
		1400 mA Model	/	Added
		Output Power---600mA Updated	160W	168W
		No Load Output Voltage	/	Updated
		Efficiency, PF Curve	/	Corrected
2012-05-17	C	Max of No Load Voltage	/	Added
		Operating Temperature	-35°C	-40°C
2012-05-22	D	Output Current Ripple (pk-pk) Max	30% Io	15% Io
		Inrush Current	50 A	65 A
		Operating Temperature	-35°C	-40°C
2012-07-09	E	Derating Curve	/	Updated
2012-07-17	F	Max Case Temperature	/	Updated
2012-09-05	G	Derating Curve	/	Updated
		Life time Curve	/	Updated
		Turn-on delay time @120Vac	Type 1.0s, max 3.0s	Type 1.0s, max 2.0s
		Turn-on delay time @220Vac	Type 1.0s, max 3.0s	Type 0.5s, max 1.5s
		PF Min	/	Added
		THD Max	/	Added
		Inrush Current(I ² t)	/	Added
		Temperature co-efficient	/	Added
2012-11-07	H	Over Temperature Protection-Tc	115 °C	120 °C
		PSE Certification	/	Added
2013-03-14	I	Other models of efficiency curve except 350mA	/	Added
		THD Curve	/	Added
		Mechanical Outline	/	Updated
		Life time	90,400hrs@60°C	94,800hrs@60°C
		Life time curve	/	Updated
2013-05-21	J	MTBF	200,400hrs@60°C	306,000hrs@60°C

Revision History (Continued)

Change Date	Rev.	Description of Change		
		Item	From	To
2013-10-10	K	No-load Output Voltage	/	Updated
2017-10-25	L	Description	/	Updated
		Models	Notes	Updated
		Input Specifications	Power Factor/THD	Updated
		Output Specifications	Turn-on Delay Time	Updated
		Output Specifications	Temperature Coefficient	Updated
		Output Specifications	No-load Output Voltage	Updated
		General Specifications	Case Temperature	Operating Case Temperature for Safety Tc_s
		General Specifications	Operating Case Temperature for Warranty Tc_w	Added
		General Specifications	Storage Temperature	Added
		General Specifications	With mounting ear	Added
		Environmental Specifications	/	Deleted
		Mechanical Outline	/	Updated
2019-09-09	M	CCC Logo	/	Deleted
		KS Logo	/	Added
		Features	Waterproof(IP67)	IP67
		Description	Application environment	Updated
		Safety &EMC Compliance	TUV	Added
		Safety &EMC Compliance	CB	Added
		Safety &EMC Compliance	KS	Added
		Safety &EMC Compliance	EN 61000-4-5	Updated
		Safety &EMC Compliance	Note	Added
		RoHS Compliance	/	Updated
2019-12-31	N	Derating Curve	/	Deleted

X-ON Electronics

Largest Supplier of Electrical and Electronic Components

Click to view similar products for [LED Power Supplies](#) category:

Click to view products by [Inventronics](#) manufacturer:

Other Similar products are found below :

[ESS015W-1000-12](#) [PDA-WIFI](#) [PIFC-K250F](#) [PITB-K222A](#) [ALD-514012PJ134](#) [LB240S24KH](#) [LMH020-SPLC-0000-0000001](#) [79534](#) [79535](#)
[EUG-200S210DT](#) [ESS030W-1050-21](#) [ESS030W-0900-32](#) [BPOXL 4-12-035](#) [ESS010W-0350-24](#) [ESM060W-1400-42](#) [PDA080B-1A0G](#)
[PDA150B-S1A5G](#) [SLM140W-1.05-130-ZA](#) [ESS015W-0700-18](#) [EUD-150S350DVA](#) [LWA320-C420-ARK-B](#) [HVG-240-48AB](#) [HVG-320-](#)
[36AB](#) [HVG-320-54AB](#) [ELG-240-C1400AB](#) [EUK-150S105DV](#) [BXCS-12Z-N2P-B1-A](#) [BXPR-WN-01-A](#) [BXCS-12D-N2P-01-A](#) [BXCS-](#)
[12W-N2P-01-A](#) [HLG-185H-C1400AB](#) [980100001200394](#) [LC 14W 250-350MA FLEXC R ADV2](#) [LC 24W 500-600MA FLEXC R ADV2](#)
[LC 36W 850-900MA FLEXC R ADV2](#) [LC 50W 200-350ML 170V FLEXC LP SNC4](#) [LC 25W 200-350ML 70V FLEXC LP SNC4](#) [LC 35W](#)
[200-350ML 121V FLEXC LP SNC4](#) [LCBI 10W 350MA PHASE-CUT/1-10V LP](#) [LC 13W 300MA FIXC C SNC](#) [LC 10W 250MA FIXC SC](#)
[SNC2](#) [LC 35W 800MA FIXC SR ADV2](#) [LC 38W 900MA FIXC SR ADV2](#) [LC 34W 800MA FIXC SC ADV2](#) [LC 44W 1050MA FIXC SC](#)
[ADV2](#) [LC 38W 900MA 42V FIXC SRL ADV2](#) [HVG-320-48AB](#) [CNB50W-1200-42-CAS](#) [CNB30W-0600-42-CAS](#) [LCI 100W 1400MA TEC](#)

[C](#)