


# HTSC427.xxx - 1206 High Temperature Silicon Capacitor

Rev 3.1



## Key features

- **High stability up to 200°C:**
  - ◆ Temperature  $<\pm 1\%$  (-55 °C to +200 °C)
  - ◆ Voltage  $<0.1\%$ /V
  - ◆ Negligible capacitance loss through aging
- **Unique high capacitance in EIA/1206 package size, up to 1  $\mu$ F**
- **High reliability (FIT  $<0.017$  parts / billion hours)**
- **Low leakage current down to 100 pA**
- **Low ESL and Low ESR**
- **Suitable for lead free reflow-soldering** \*Please refer to our assembly Application Note for further recommendations

Thanks to the unique IPDiA Silicon capacitor technology, most of the problems encountered in demanding applications can be solved.

High Temperature Silicon Capacitors are dedicated to applications where **reliability** up to **200°C** is the main parameter.

This technology features a capacitor integration capability (up to  $250\text{nF}/\text{mm}^2$ ) which offers capacitance value similar to X7R dielectric, but with better electrical performances than COG/NPO dielectrics, up to **200°C**

HTSC provide the highest capacitor **stability** over the full -55°C/+200°C temperature range in the market with a **Temperature coefficient Lower than  $\pm 1\%$** .

## Key applications

- **All applications up to 200°C, such as military, aerospace and automotive industries**
- **High reliability applications**
- **Replacement of X7R and C0G dielectrics**
- **Decoupling / Filtering / Charge pump (i.e.: motor management, temperature sensors)**
- **Downsizing**

The IPDiA technology offers industry leading performances relative to **Failure rate** with a FIT $<0.017$ .

This technology also offers **high reliability**, up to 10 times better than alternative capacitor technologies, such as Tantalum or MLCC, and eliminates cracking phenomena.

This Silicon based technology is RoHS compliant and compatible with lead free reflow soldering process.

Electrical specification

		Capacitance value					
		10	15	22	33	47	68
Unit	1 nF	10nF 935.132.427.510	Contact IPDIA Sales	Contact IPDIA Sales	Contact IPDIA Sales	Contact IPDIA Sales	Contact IPDIA Sales
	10 nF	100nF 935.132.427.610	Contact IPDIA Sales	Contact IPDIA Sales	Contact IPDIA Sales	Contact IPDIA Sales	Contact IPDIA Sales
	0,1 µF	1µF 935.132.427.710					
	1 µF						

(\*) Thinner thickness (as low as 100 µm thick) available, see Low Profile Silicon Capacitor product: LPSC

(\*\*) Extended temperature range (up to +250 °C) available, see Xtreme Temperature Silicon Capacitor product: XTSC

(\*\*\*) Other values on request.

Parameters	Value
Capacitance range	10 nF to 1µF <sup>(***)</sup>
Capacitance tolerances	±15 % <sup>(***)</sup>
Operating temperature range	-55 °C to 200 °C <sup>(**)</sup>
Storage temperatures	-70 °C to 215 °C
Temperature coefficient	<±1 %, from -55 °C to +200 °C
Breakdown voltage (BV)	11 VDC <sup>(***)</sup>
Capacitance variation versus RVDC	0.1 % / V (from 0 V to RVDC)
Equivalent Serial Inductor (ESL)	Max 1nH
Equivalent Serial Resistor (ESR)	Max 500mΩ <sup>(***)</sup>
Insulation resistance	50GΩ min @ 3V,25°C 20GΩ min @ 3V,200°C
Ageing	Negligible, < 0.001 % / 1000h
Reliability	FIT<0.017 parts / billion hours,
Capacitor height	Max 400 µm <sup>(*)</sup>

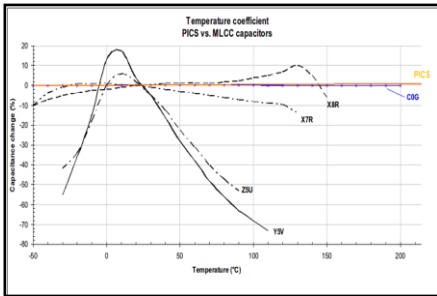


Fig.1 Capacitance change versus temperature variation compared with alternative dielectrics

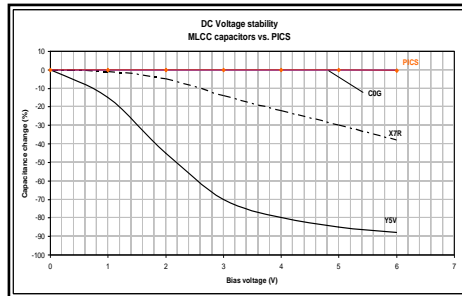


Fig.2 Capacitance change versus voltage variation compared with alternative dielectrics

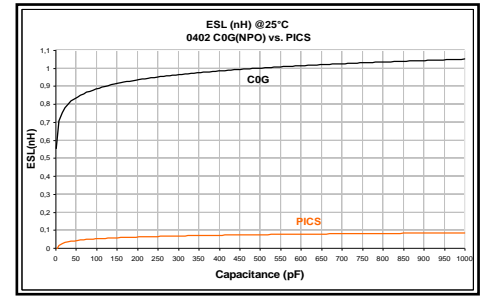


Fig.3 ESL versus capacitance value compared with alternative dielectrics

Part Number

**935.132.**

i.e.: 1 µF/1206 case (HTSC type)  
→ 935.132.427.710

**B.2** → Breakdown Voltage  
4 = 11V

**S.** → Size  
7 = 1206

**U** → Unit  
0 = 10 f      5 = 1 n  
1 = 0.1 p     6 = 10 n  
2 = 1 p        7 = 0.1 µ  
3 = 10 p       8 = 1 µ  
4 = 0.1 n      9 = 10 µ

**XX** → Value  
10  
15  
22  
33  
47  
68

Termination and Outline

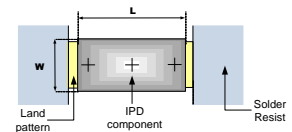
Termination

Lead-free nickel/solder coating compatible with automatic soldering technologies: reflow and manual.

Typical dimensions, all dimensions in mm.

Package outline

Typ.		1206
Comp. size	L	3.40±0.05
	W	1.80±0.05



(1206 PCB footprint)

Packaging

Tape and reel, tray, waffle pack or wafer delivery.

Reproduction in whole or in part is prohibited without the prior written consent of the copyright owner. The information presented in this document does not form part of any quotation or contract, is believed to be accurate and reliable and may be changed without notice. No liability will be accepted by the publisher for any consequence of its use. Publication thereof does not convey nor imply any license under patent- or other industrial or intellectual property rights.

## X-ON Electronics

Largest Supplier of Electrical and Electronic Components

*Click to view similar products for [ipdia manufacturer](#):*

Other Similar products are found below :

[935132424522](#) [935133426610](#) [935142624522](#) [935146831510](#) [935133429733](#) [935152783522](#) [935133424310](#) [935133424347](#) [935132426610](#)  
[935131424533](#) [935142521410](#) [935151424610](#) [939118492510](#) [935152424610](#) [935174733610](#) [939114733510](#) [935131426610](#) [935152722456](#)  
[935153630510](#) [935142831510](#) [935153521410](#) [935152724547](#) [935142521310](#) [935152723510](#) [935156722410](#) [935156492510](#) [935153521310](#)  
[935131424522](#) [935155733510](#) [935154634522](#) [935153831510](#) [935154630510](#) [935156733510](#) [935156722456](#) [935174730510](#) [935132424533](#)  
[939118722456](#) [935133424547](#) [935174732547](#) [935174730410](#) [935133424533](#) [935133424522](#) [935152722410](#) [935146521410](#) [939113733510](#)  
[935152492510](#) [935156424610](#) [939113424610](#) [935155424610](#) [935151723510](#)