


## IB12E033

### INDUCTIVE SENSORS • INCREASED AMBIENT TEMPERATURE

sensor inductive, M12x1 56long, Flush, Sn: 3, 10-35V DC, 150°C, PNP NO, Clamp 10m Polytetrafluorethylene (PTFE), IP50, Stainless steel 1.4305



#### MECHANICAL FEATURES

Active area material of sensor	Vectra®
Alignment of cable entry	Axial
Ambient temperature	0 °C ... 150 °C
Cable infeed	Axial
Cable length	10 m
Degree of protection (IP)	IP50
Design	Cylinder, screw-thread
Housing material	Stainless steel 1.4305
Increased ambient temperatures > 80°C	+
Material of cable sheath	Polytetrafluorethylene (PTFE)
Mechanical mounting condition for sensor	Flush
Number of cores	3
Pressure-proof	-
Sensor length	56 mm
Thread length	48 mm
Thread pitch	1 mm
Thread size, metric	12
Wire cross section	0.22 mm <sup>2</sup>

#### ELECTRICAL FEATURES

ATEX approval	+
Cascadable	-
Correction factor (aluminum)	0.3
Correction factor (brass)	0.4
Correction factor (copper)	0.2
Correction factor (St37)	1
Correction factor (stainl. steel)	0.7
Decay time	1 ms
Hysteresis	15 %
Max. output current at safe output	120 mA
No-load current	15 mA
Norm measuring plate	12x12x1
Operating voltage	10 V ... 30 V

## ELECTRICAL FEATURES

Rated switching current	120 mA
Readiness delay	80 ms
Relative repeat accuracy	3 %
Residual ripple	10 %
Response time	1 ms
Reverse polarity protection	+
Short-circuit protection	+
Suitable for safety functions	-
Supply voltage	10 V ... 35 V
Switching distance	3 mm
Switching frequency	500 Hz
Type of electrical connection	Clamps
Type of switching function	Normally open contact
Type of switching output	PNP
Voltage drop	2 V
Voltage type	DC
With monitoring function of downstream devices	-

## OTHER FEATURES

ATEX product marking, dust	II 3D Ex tc IIIB T155°C Dc 0°C
----------------------------	--------------------------------

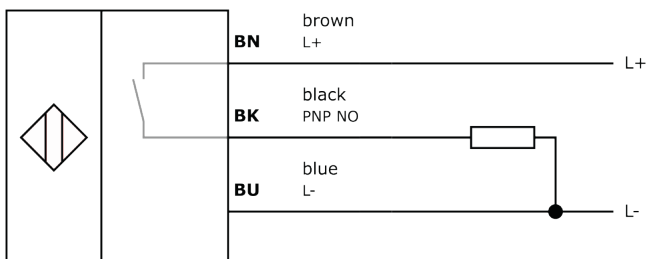
## Other

Packaging dimensions	125.0mm x 89.0mm x 205.0mm
Shipping weight	0.3kg
Tariff code	85365019

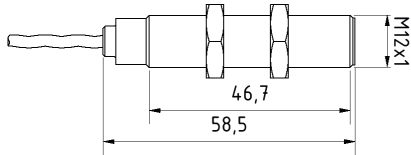
## Classification

ipf product group	700
eClass 8.0	27270101
eClass 9.0	27270101
eClass 9.1	27270101
ETIM-5.0	EC002714
ETIM-6.0	EC002714
ETIM-7.0	EC002714

## Connection



## Dimensional drawing



## Installation



Mounting / installation may only be carried out by a qualified electrician!

## Disposal



## Safety warnings

Before initial operation, please make sure to follow all safety instructions that may be provided in the product information. Never use these devices in applications where the safety of a person depends on their functionality. LED lighting systems can generate intensive UV radiation, which can damage your eyes in case of improper use. The manufacturer cannot be held responsible for damages that result from improper use or connection.

## X-ON Electronics

Largest Supplier of Electrical and Electronic Components

*Click to view similar products for [Proximity Sensors](#) category:*

*Click to view products by [IPF ELECTRONIC](#) manufacturer:*

Other Similar products are found below :

[01.001.5653.1](#) [70.340.1028.0](#) [70.360.2428.0](#) [70.364.4828.0](#) [70.810.1053.0](#) [72.360.1628.0](#) [73.363.6428.0](#) [8027AL20NL2CPXX](#) [FYCC8E1-2](#)  
[9221350022](#) [922AA2W-A9P-L](#) [PLS2](#) [GL-12F-C2.5X10\(LOT3\)](#) [972AB2XM-A3N-L](#) [972AB3XM-A3P-L](#) [PS3251](#) [980659-1](#) [QT-12](#) [E2E2-](#)  
[X5M41-M4](#) [E2E-X14MD1-G](#) [E2E-X2D1-G](#) [E2EX2ME2N](#) [E2EX3D1SM1N](#) [E2E-X4MD1-G](#) [E2E-X5E1-5M-N](#) [E2E-X5Y2-N](#) [E2E-X7D1-](#)  
[M1J-T-0.3M-N](#) [E2K-F10MC1](#) [5M](#) [EH-302](#) [EI3010TBOP](#) [EI5515NPAP](#) [MS605AU](#) [EP175-32000](#) [IFRM04N35B1/L](#) [IFRM04P1513/S35L](#)  
[IFRM06P1703/S35L](#) [IFRM08P1501/S35L](#) [IFRM12N17G3/L](#) [IFRM12P17G3/L](#) [IFRM12P3502/L](#) [IFRM12P37G1/S14L](#) [ILFK12E9189/I02](#)  
[ILFK12E9193/I02](#) [IMM2582C](#) [OISN-013](#) [25.161.3253.0](#) [25.332.0653.1](#) [25.352.0653.0](#) [25.352.0753.0](#) [25.523.3253.0](#)