


IN500150

INDUCTIVE SENSORS • INCREASED AMBIENT TEMPERATURE

sensor inductive, M50x1.5 79long, Non-flush, Sn: 25, 10-35V DC, 180°C, PNP NO, Cable 2m Silicone, IP65, Stainless steel 1.4305



MECHANICAL FEATURES

| | |
|--|------------------------|
| Active area material of sensor | Vectra® |
| Alignment of cable entry | Axial |
| Ambient temperature | 0 °C ... 180 °C |
| Cable infeed | Axial |
| Cable length | 2 m |
| Degree of protection (IP) | IP65 |
| Design | Cylinder, screw-thread |
| Housing material | Stainless steel 1.4305 |
| Increased ambient temperatures > 80°C | + |
| Material of cable sheath | Silicone |
| Mechanical mounting condition for sensor | Non-flush |
| Pressure-proof | - |
| Sensor length | 79 mm |
| Thread length | 60 mm |
| Thread pitch | 1.5 mm |
| Thread size, metric | 50 |
| Wire cross section | 0.25 mm ² |

ELECTRICAL FEATURES

| | |
|-------------------------------|---------------|
| Cascadable | - |
| Hysteresis | 15 % |
| No-load current | 15 mA |
| Norm measuring plate | 50x50x1 |
| Rated switching current | 150 mA |
| Readiness delay | 10 ms |
| Relative repeat accuracy | 3 % |
| Residual ripple | 10 % |
| Response time | 5 ms |
| Reverse polarity protection | + |
| Short-circuit protection | + |
| Suitable for safety functions | - |
| Supply voltage | 10 V ... 35 V |
| Switching distance | 25 mm |

ELECTRICAL FEATURES

| | |
|--|-----------------------|
| Switching frequency | 100 Hz |
| Type of electrical connection | Cable |
| Type of switching function | Normally open contact |
| Type of switching output | PNP |
| Voltage drop | 2 V |
| Voltage type | DC |
| With monitoring function of downstream devices | - |

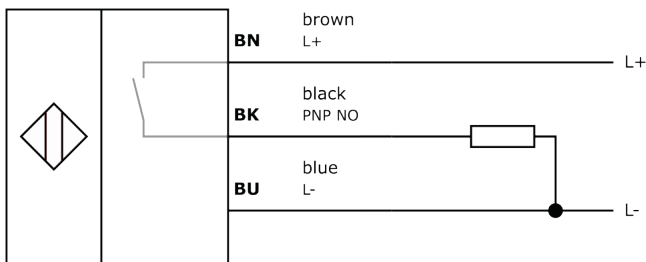
Other

| | |
|----------------------|----------------------------|
| Packaging dimensions | 125.0mm x 89.0mm x 205.0mm |
| Shipping weight | 0.57kg |
| Tariff code | 85365019 |

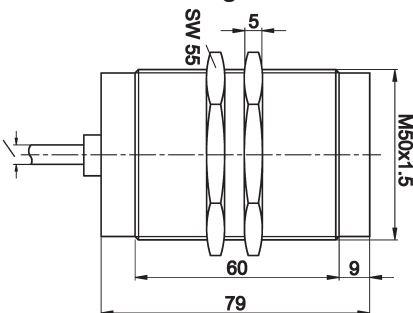
Classification

| | |
|-------------------|----------|
| ipf product group | 202 |
| eClass 8.0 | 27270101 |
| eClass 9.0 | 27270101 |
| eClass 9.1 | 27270101 |
| ETIM-5.0 | EC002714 |
| ETIM-6.0 | EC002714 |
| ETIM-7.0 | EC002714 |

Connection



Dimensional drawing



Installation



Mounting / installation may only be carried out by a qualified electrician!

Disposal



Safety warnings

Before initial operation, please make sure to follow all safety instructions that may be provided in the product information.

Never use these devices in applications where the safety of a person depends on their functionality.

LED lighting systems can generate intensive UV radiation, which can damage your eyes in case of improper use. The manufacturer cannot be held responsible for damages that result from improper use or connection.

X-ON Electronics

Largest Supplier of Electrical and Electronic Components

Click to view similar products for [Proximity Sensors](#) category:

Click to view products by [IPF ELECTRONIC](#) manufacturer:

Other Similar products are found below :

[01.001.5653.1](#) [70.340.1028.0](#) [70.360.2428.0](#) [70.364.4828.0](#) [70.810.1053.0](#) [72.360.1628.0](#) [73.363.6428.0](#) [8027AL20NL2CPXX](#) [FYCC8E1-2](#)
[9221350022](#) [922AA2W-A9P-L](#) [PLS2](#) [GL-12F-C2.5X10\(LOT3\)](#) [972AB2XM-A3N-L](#) [972AB3XM-A3P-L](#) [PS3251](#) [980659-1](#) [QT-12](#) [E2E2-](#)
[X5M41-M4](#) [E2E-X14MD1-G](#) [E2E-X2D1-G](#) [E2EX2ME2N](#) [E2EX3D1SM1N](#) [E2E-X4MD1-G](#) [E2E-X5E1-5M-N](#) [E2E-X5Y2-N](#) [E2E-X7D1-](#)
[M1J-T-0.3M-N](#) [E2K-F10MC1](#) [5M](#) [EH-302](#) [EI3010TBOP](#) [EI5515NPAP](#) [MS605AU](#) [EP175-32000](#) [IFRM04N35B1/L](#) [IFRM04P1513/S35L](#)
[IFRM06P1703/S35L](#) [IFRM08P1501/S35L](#) [IFRM12N17G3/L](#) [IFRM12P17G3/L](#) [IFRM12P3502/L](#) [IFRM12P37G1/S14L](#) [ILFK12E9189/I02](#)
[ILFK12E9193/I02](#) [IMM2582C](#) [OISN-013](#) [25.161.3253.0](#) [25.332.0653.1](#) [25.352.0653.0](#) [25.352.0753.0](#) [25.523.3253.0](#)