



SMD 5050 Single Color LED Strip-60leds



Product Description

This flexible LED strip solders 60pcs SMD 5050 LEDs per meter

FPC in white color with 10mm Width, and 1+1 Ounce copper

Cut-able every 3LEDs & 50mm(DC12V) or 6LEDs & 100mm (DC24V)

All soldering Pads are very large, allowing you to easily



cut and reconnect DC12/24V constant voltage operation

Both ends have 2pin bare wires for powering

3M tape attached on backside of FPC

5 meters in a reel, 3 different Waterproof types IP64, IP65, IP68

A variety of colors are available



Product Datasheet

Product Number	S010060CB1LZ	S010060CC1LZ
Light Source	SMD 5050	
Beam Angle	120°	
LED Quantity	60leds/m	
CCT	2800-3200 K 4000-4500 K 6000-6500 K 9000-13000 K R/G/B/Y	
Lumens	1076 LM/M	
Color Rendition Index	85RA	
Operating Voltage	DC12V	DC24V
Power (W)	14W/M	14W/M
Size (mm)	L 5000* W 10	
IP	IP 20/IP 64/IP 65	
Net Weight	0.24kg/roll	
Operation Temperature	- 40 ~ 50 °C	

Application



Hotels, restaurants, nights clubs.

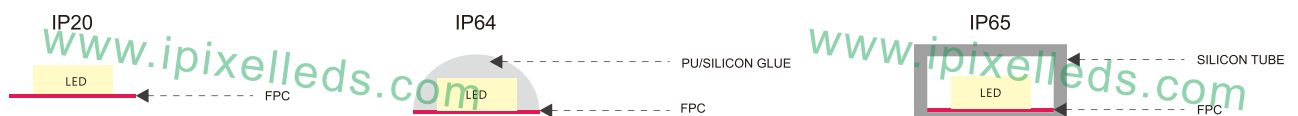
Advertising signs, brightening.



Back lighting, edge lighting.

Dancefloor background.

Strip IP Rate





Curve Lune

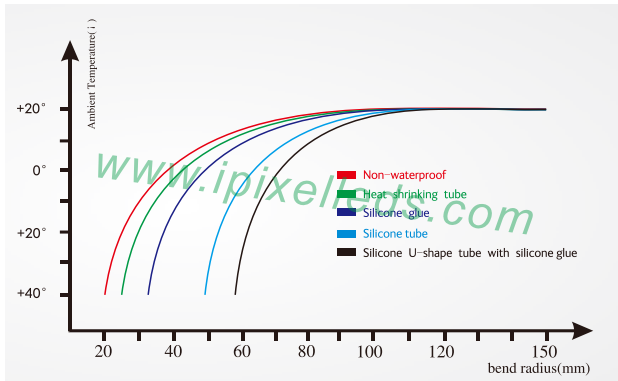
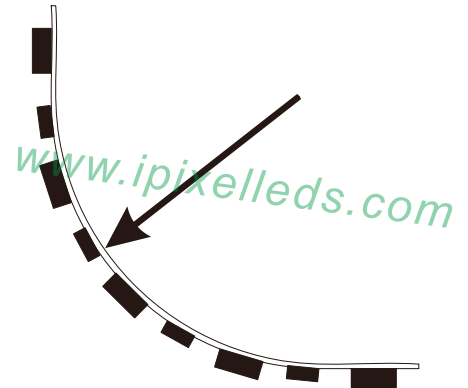
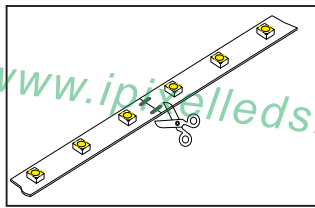


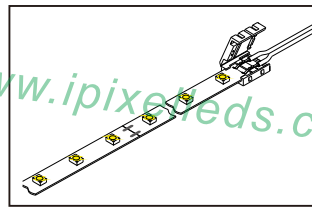
Diagram2: Bend Curve



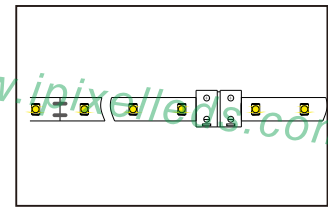
Installation



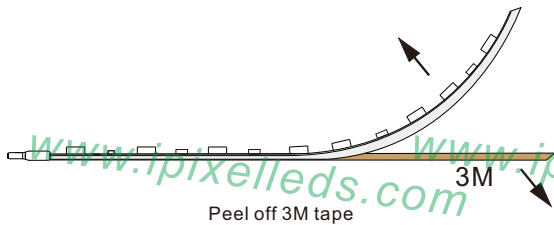
Cut in specific location




Put the PCB in the space between clip and connector, make the clips exactly aim at welding point




Close the cover of connector



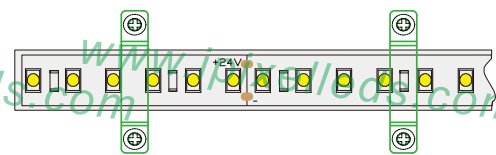
Peel off 3M tape



Stick the 3M



Install with clips



Fix with screws

Accessories (Excluded)



Screws



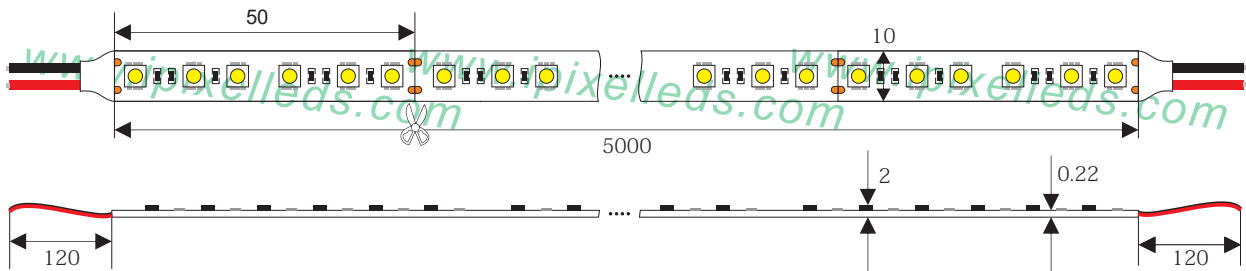
Silicone clip



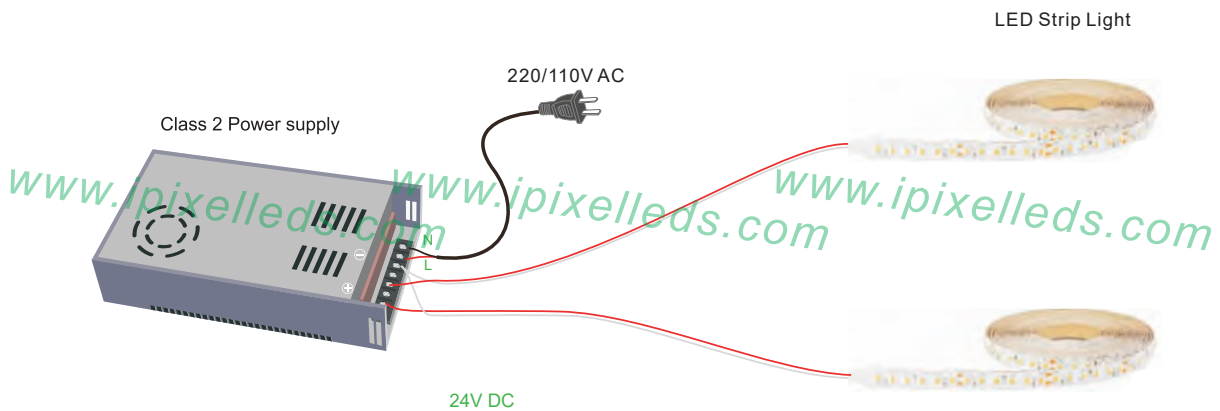
End cap



Outline Dimension (unit:mm)



Connection



NOTES

1. Please apply different IP rate products according to different environment conditions;
2. Only install with Class 2 power unit
3. Do not install it when power is on. Before powering on, please make sure the wiring is correct;
4. Avoiding damaging the circuit or other component on the strip;
5. Avoid dragging, do not over bending during installation;
6. In order to get the best lighting effect, please do not connect overlong;
7. Please do not stare at the light for along time when it is working to protect your eyes;
8. Installation required by a qualified electrician
9. Supply cable – R/C (AVLV2/8), external use style, rated minimum 300 V, 80 °C, minimum 22 AWG

X-ON Electronics

Largest Supplier of Electrical and Electronic Components

Click to view similar products for [LED Lighting Bars and Strips](#) category:

Click to view products by [IPIXEL LED](#) manufacturer:

Other Similar products are found below :

[ZLF0310W62524](#) [LF1D-F2F-2W-300](#) [00215258](#) [HH-SWW320F010W12-COB IP20](#) [HH-SWW320F010W24-COB IP20](#) [HH-SWW528F210W12-COB IP65](#) [HH-SG528F010W24-COB IP20](#) [LF2D-EN2F-2W-A](#) [LFBHL-SW827-24V-8S63-20](#) [N006120BC1LZ \(GOLDEN YELLOW\)](#) [S010060CB1LZ \(NEUTRAL WHITE IP65\)](#) [S010060CC1LZ \(WARM WHITE IP65\)](#) [2633830000](#) [HH-SX72F008W24-2835 CW WHITE PCB IP20](#) [HH-SX180F010W24 -2835 WW WHITE PCB IP20](#) [HH-SX72F008W24-2835 NW WHITE PCB IP20](#) [HH-SX144F008W24 -2835 NW WHITE PCB IP20](#) [HH-SX180F010W24 -2835 NW WHITE PCB IP20](#) [HH-SX144F008W24 -2835 CW WHITE PCB IP20](#) [HH-SX144F008W24 -2835 WW WHITE PCB IP20](#) [HH-SX180F010W24 -2835 CW WHITE PCB IP20](#) [N008120BB1LZ \(BLUE\)](#) [00219015](#) [10001611](#) [10001612](#) [10001613](#) [10001617](#) [10001618](#) [10001619](#) [10001622](#) [10001623](#) [10001655](#) [10001657](#) [10001664](#) [10001670](#) [10001675](#) [10001681](#) [10001683](#) [10001690](#) [PUUA-100LLL-NK2P](#) [QAUR1161L030](#) [HC-F12V-3535 PCBA](#) [HC-F12V-F50-3L-WS2811](#) [HC-F12V-WS2811-3535](#) [HC-F5V-144L-144LED-B-WS2813 IP20](#) [HC-F5V-144L-144LED-B-WS2813 IP65](#) [HC-F5V-144L-144LED-W-WS2813 IP20](#) [HC-F5V-30L-30LED-B-WS2813 IP20](#) [HC-F5V-30L-30LED-W-WS2813 IP20](#) [HC-F5V-60L-60LED-B-WS2813 IP20](#)