




## SMD 2835 120 LED Flex



### Product Description

This flexible LED strip soldered 120pcs in a meter SMD 2835 LED lamp ,

Flexible PCB in white color with 10mm Width

Cutting unit is DC12V per 25mm(3LEDs),DC24V per 50mm(6LEDs)



and all the soldering Pad very large allow you easy to cut and joint again

DC24V constant voltage operation , both end attached bare wire for Powering

3M tape attached on backside of FPC

custom length acceptable



## Product Datasheet

Product Number	S010120BB1LZ	S010120BC1LZ
Emitting Color	White	
Beam Angle	120°	
LED Quantity	120leds/m	
Color Temperature	2800-3200 K 4000-4500 K 6000-6500 K 9000-13000 K	
Lumens/M	935 LM	
Color Rendition Index	83.3RA	
Operating Voltage	DC12V	DC24V
Power (W)	10W/M	
Size (mm)	L 5000* W 10	
IP	IP 20/IP 65	
Net Weight	0.18kg/roll	
Operation Temperature	- 40 ~ 50 °C	

## Application



Hotels, restaurants, nights clubs.

Advertising signs, brightening.



Back lighting, edge lighting.

Dancefloor background.

## Strip IP Rate





## Curve Lune

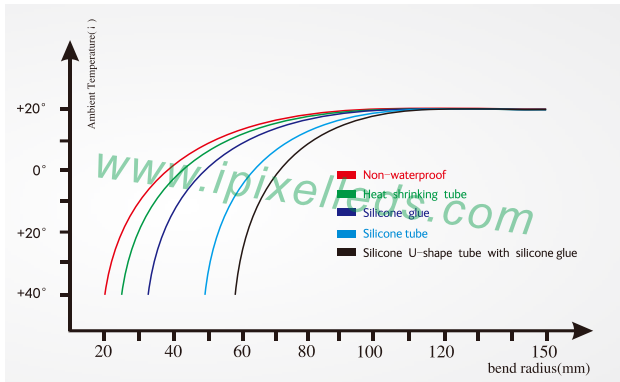
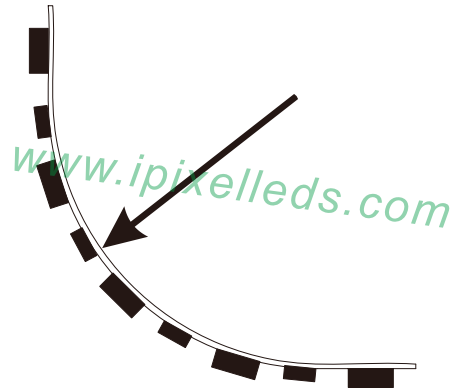
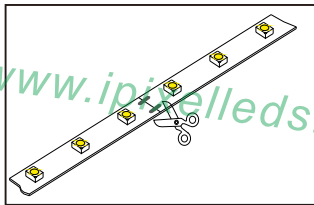


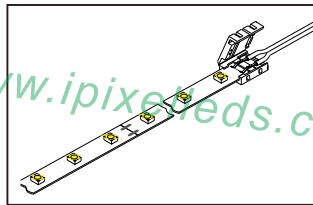
Diagram2: Bend Curve



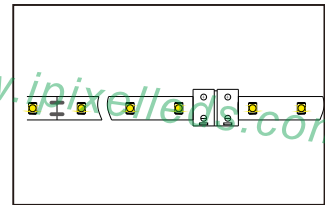
## Installation



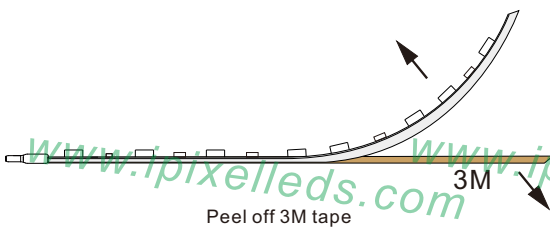
Cut in specific location




Put the PCB in the space between clip and connector, make the clips exactly aim at welding point



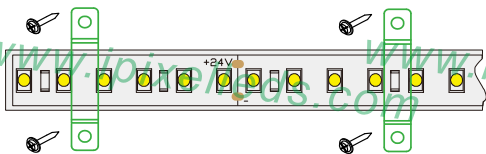
Close the cover of connector



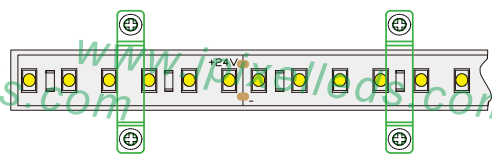
Peel off 3M tape



Stick the 3M



Install with clips



Fix with screws

## Accessories (Excluded)



Screws



Silicone clip



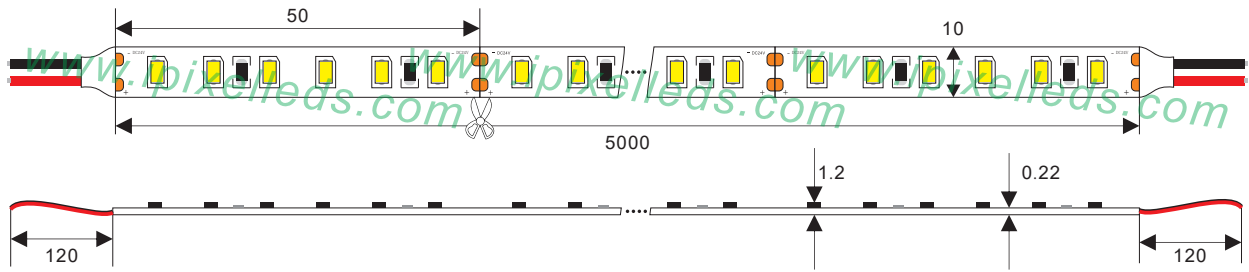
Dc male and female connector



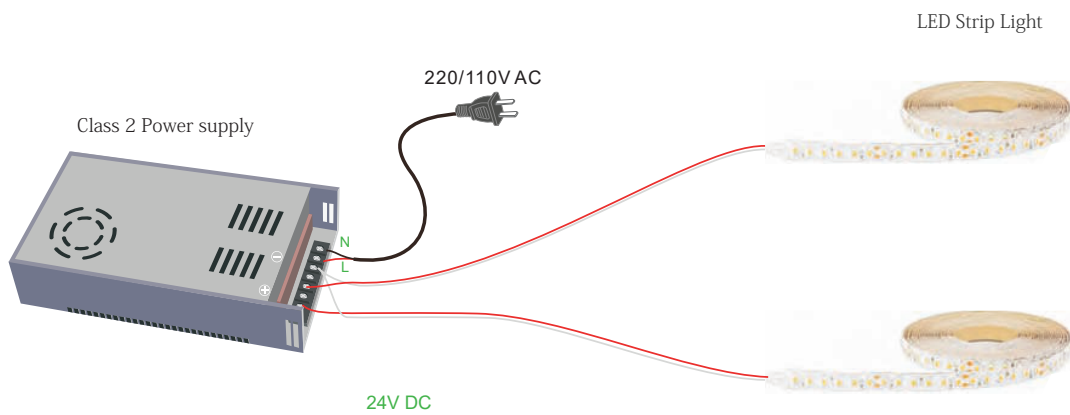
End cap



## Outline Dimension (unit:mm)



## Connection



### NOTES

1. Please apply different IP rate products according to different environment conditions;
2. Only install with Class 2 power unit
3. Do not install it when power is on. Before powering on, please make sure the wiring is correct;
4. Avoiding damaging the circuit or other component on the strip;
5. Avoid dragging, do not over bending during installation;
6. In order to get the best lighting effect, please do not connect overlong;
7. Please do not stare at the light for along time when it is working to protect your eyes;
8. Installation required by a qualified electrician
9. Supply cable – R/C (AVLV2/8), external use style, rated minimum 300 V, 80 °C, minimum 22 AWG

## X-ON Electronics

Largest Supplier of Electrical and Electronic Components

*Click to view similar products for [LED Lighting Bars and Strips](#) category:*

*Click to view products by [IPIXEL LED](#) manufacturer:*

Other Similar products are found below :

[ZLF0310W62524](#) [LF1D-F2F-2W-300](#) [HH-SG528F010W24-COB IP20](#) [LF2D-EN2F-2W-A](#) [N006120BC1LZ \(GOLDEN YELLOW\)](#) [RF-GW2H39W19-2406020I1-A1 IP20](#) [2633830000](#) [HH-SX72F008W24-2835 CW WHITE PCB IP20](#) [HH-SX180F010W24 -2835 WW WHITE PCB IP20](#) [HH-SX72F008W24-2835 NW WHITE PCB IP20](#) [HH-SX144F008W24 -2835 NW WHITE PCB IP20](#) [HH-SX180F010W24 -2835 NW WHITE PCB IP20](#) [HH-SX144F008W24 -2835 CW WHITE PCB IP20](#) [HH-SX144F008W24 -2835 WW WHITE PCB IP20](#) [HH-SX180F010W24 -2835 CW WHITE PCB IP20](#) [N008120BB1LZ \(BLUE\)](#) [00219015](#) [10001611](#) [10001612](#) [10001613](#) [10001617](#) [10001618](#) [10001619](#) [10001622](#) [10001623](#) [10001655](#) [10001657](#) [10001664](#) [10001670](#) [10001675](#) [10001681](#) [10001683](#) [10001690](#) [PUUA-100LLL-NK2P](#) [QAUR1161L030](#) [HC-F12V-3535 PCBA](#) [HC-F12V-F50-3L-WS2811](#) [HC-F12V-WS2811-3535](#) [HC-F5V-144L-144LED-B-WS2813 IP20](#) [HC-F5V-144L-144LED-B-WS2813 IP65](#) [HC-F5V-144L-144LED-W-WS2813 IP20](#) [HC-F5V-30L-30LED-B-WS2813 IP20](#) [HC-F5V-30L-30LED-W-WS2813 IP20](#) [HC-F5V-60L-60LED-B-WS2813 IP20](#) [HC-F5V-60L-60LED-W-WS2813 IP65](#) [HC-T12V-10L-30LED-W/IP20](#) [HC-T12V-16L-48LED-W/IP20](#) [HC-T12V-16L-48LED-W/IP65](#) [HC-T12V-20L-60LED-W/IP65](#) [LFBLL-SW860-24V-5S200-20-IC](#)