


Dual Color COB LED strip 640LEDs/m



◆ Product Description

- High density, the light is even and soft
- High efficiency, remarkable energy saving effect
- Double layer PCB, balancing voltage drop, heat dissipation and flexibility.
- Chip longitudinal distribution, high reliability;
- Dual white design, color changing from 2700K to 6500K.
- SDCM is less than 5 steps
- Standard 5M/roll, length can be customized



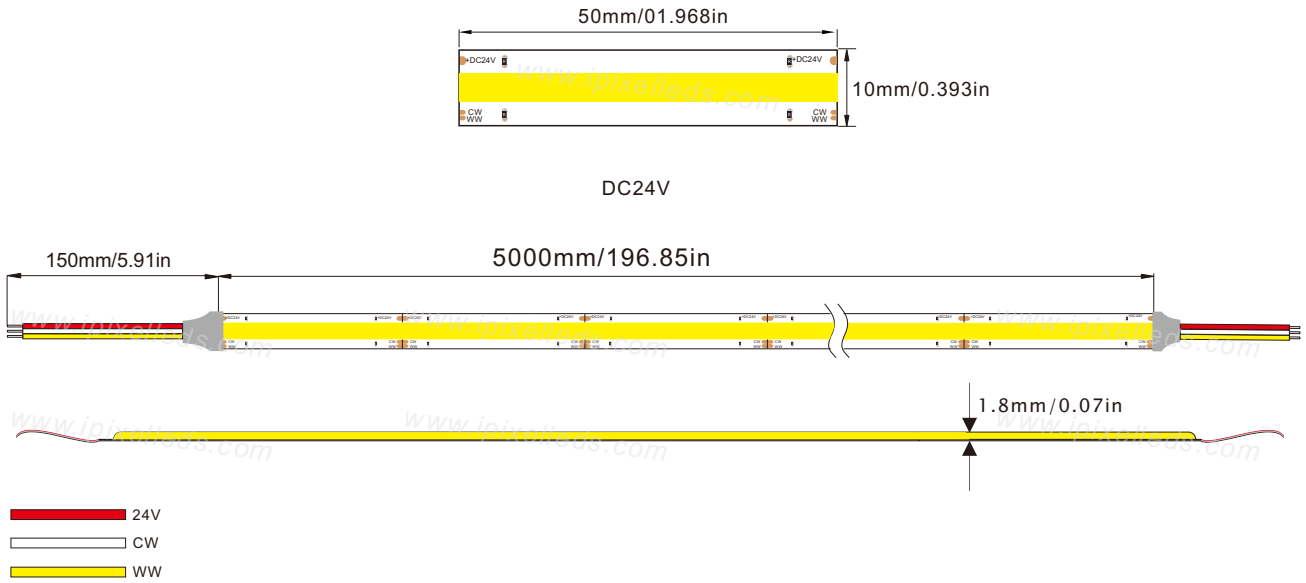
◆ Product Datasheet

Product Number	S010640ZC2PZ
Operating Voltage	DC24V
Power/m	16W
SMD Type	COB
LED Qty/m	640
Cutting Length	50mm
Color	2700K+6500K
Luminance/m	CW: 1029 WW:722lm
Control	PWM
Beam Angle	180°
Size (mm)	5000x10mm
IP Rate	IP20/IP65
Operation Temperature	- 25 ~ 60°C
Net Weight/Roll	0.13Kg

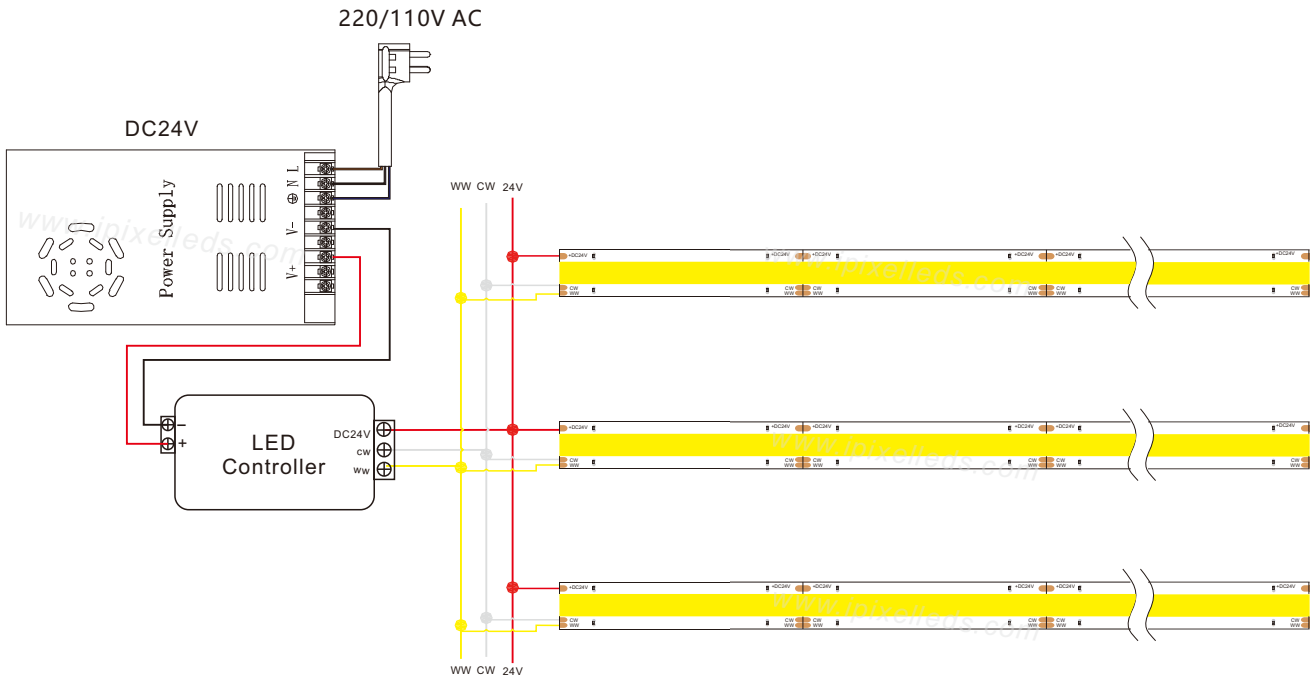
Remarks:

- 1.The above parameters were tested according to integrating sphere TM-30-15.
- 2.The output data is based on IP20 and one merter.
- 3.The data such as power etc, ±15% tolerance is normal.
- 4.IP protection process causes changes in size, CCT and luminous flux.

Outline Dimension (unit: mm)



Wiring diagram



IP Rate



◆ Order number

DC24V	2700K+6500K	White PCB	IP20	S010640ZC2PZ/C1
DC24V	2700K+6500K	White PCB	IP65	S010640ZC2PZ/C2

◆ Related products



Power supply

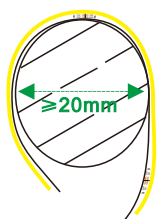


Alum profile

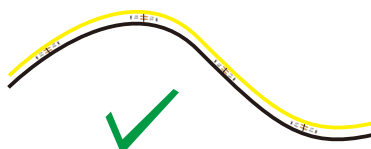


RF dimmer

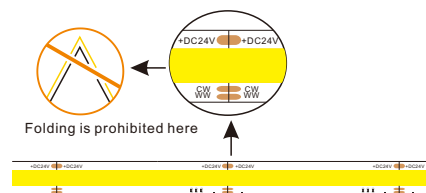
◆ Schematic diagram of maximum bending prevention



Bending diameter $\geq 20\text{mm}$



Correct bending method



Wrong method


◆ Product packaging



Reel



Antistatic bag



X-ON Electronics

Largest Supplier of Electrical and Electronic Components

Click to view similar products for [LED Lighting Bars and Strips category](#):

Click to view products by [IPIXEL LED manufacturer](#):

Other Similar products are found below :

[LFBLL-SW823-24V-8S125-20](#) [LFBHL-SW927-24V-8S63-20](#) [RF-G30HI3510-241202081-A0 IP20](#) [RF-GW2H39W19-2406020I1-A1 IP20](#)
[HH-SX144F008W24 -2835 WW WHITE PCB IP20](#) [N004120BB1LZ \(6000K\)](#) [N004120BC1LZ \(3000K\)](#) [N008120BB1LZ \(BLUE\)](#)
[N008120BC1LZ \(4000K\)](#) [S008144CA4SA1/C1 \(RGB+4000K IP20\)](#) [S0121134ZC3PZ](#) [COB-480-CW-24-10W](#) [HQS-14.4W-60LED-RGB-](#)
[WP-12V-5M](#) [N013060CA3SA1](#) [HQS-12W-60LED-W-WP-24V-5M](#) [UQS-COB-12W-NW-24V-5M](#) [HH-SNW480F208W24-COB-R](#) [HQS-](#)
[12W-60LED-NW-WP-12V-5M](#) [S012120BC1HZ \(WARM WHITE\)](#) [HQS-6W-60LED-WW-WP-24V-5M](#) [COB-480-NW-24-10W](#)
[S020240BC1DC0/C3](#) [S012060CB4SA1/C2](#) [HQS-12W-60LED-WW-WP-24V-5M](#) [HH-SW480F008W24-COB-R](#) [HH-SWW320F008W24-](#)
[COB-R](#) [COB-480-WW-24-10W](#) [HQS-6W-60LED-NW-WP-12V-5M](#) [S012060CC4DC0/C3](#) [HH-SWW320F208W12-COB-R](#) [S012048CB4PZ](#)
[\(RGB+W:3000K\)](#) [HQS-9.6W-120LED-NW-WP-12V-5M](#) [S012480ZB1SF \(WARM WHITE IP20\)](#) [HQS-6W-60LED-WW-12V-5M](#)
[S012120BC1HZ \(COLD WHITE\)](#) [HQS-6W-60LED-W-WP-12V-5M](#) [HQS-6W-60LED-W-12V-5M](#) [HQS-9.6W-120LED-NW-24V-5M](#) [HQS-](#)
[9.6W-120LED-NW-12V-5M](#) [HQS-12W-60LED-WW-12V-5M](#) [S012480ZB1SF \(COLD WHITE IP20\)](#) [HH-SRGB60F310W12-5050 WHITE](#)
[PCB IP65A](#) [S010120BC3SM/C1](#) [UQS-COB-12W-W-24V-5M](#) [HQS-6W-60LED-NW-12V-5M](#) [HH-SW60F008W12-3528 CW WHITE PCB](#)
[IP20](#) [HQS-6W-60LED-NW-24V-5M](#) [S004060BB3PZ/C2](#) [TAMA LED K2-30-1920-24V 19,2W/M](#) [TAMA LED K-30-2400-24V 24W/M](#)