



Color Adjustable LED Tape Light



Product Description


This is a PWM control RGBW color LED strip without Pixel

60pcs SMD 5050 4 in 1 RGBW LEDs per meter,

5meters/reel, PCB wide is 12mm

The cutting unit length is 50mm (12V), or 100mm (24V)

per section The PCB is made by 3 Ounce copper



All soldering Pads are very large, allowing you to easily cut and reconnect DC12/24V constant voltage operation
Both ends have 5pin bare wires for powering, Common anode, black cable is DC+ 3M tape attached on backside of FPC 3 different waterproof types IP64, IP65, IP68



Product Datasheet

Product Number	S012060CB4PZ	S012060CC4PZ
Light Source	SMD 5050 4 in1 RGBW	
Beam Angle	120°	
LED Quantity	60 leds/m	
Color	2800-3200 K 4000-4500 K 6000-6500 K 9000-13000K RGB+W	
Lumens	369LM/M	
Color Rendition Index	85RA	
Operating Voltage	DC12V	DC24V
Power (W)	12 W/M	
Size (mm)	L 5000* W 10	
IP	IP 20/IP 65	
Net Weight	0.13kg/roll	
Operation Temperature	- 40 ~ 50 °C	

Application



Hotels, restaurants, nights clubs.

Advertising signs, brightening.



Back lighting, edge lighting.

Dancefloor background.

Strip IP Rate





Curve Lune

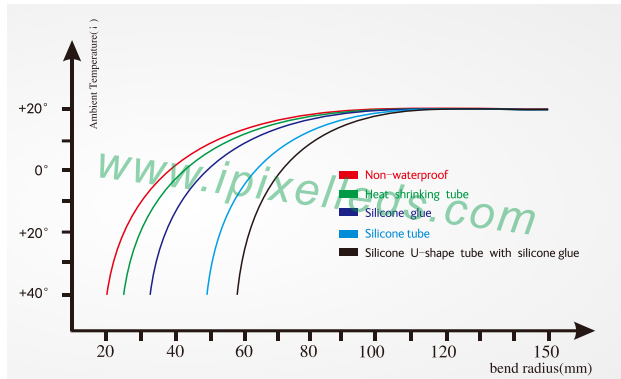

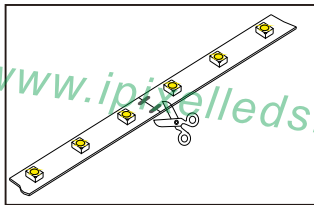


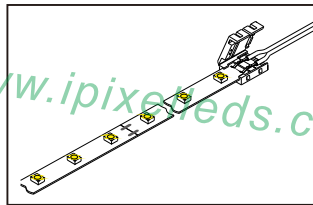
Diagram2: Bend Curve



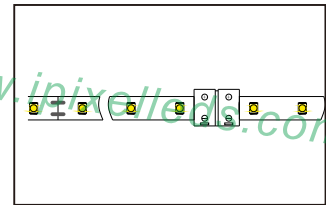
Installation



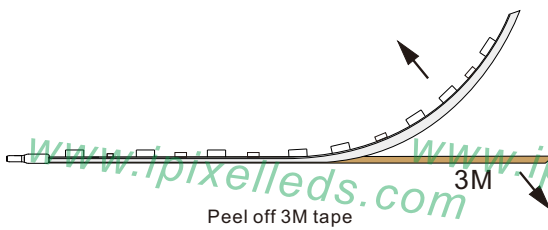
Cut in specific location




Put the PCB in the space between clip and connector, make the clips exactly aim at welding point



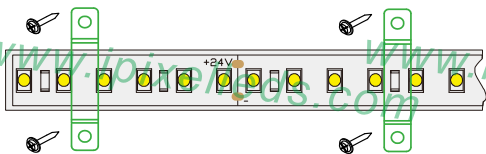
Close the cover of connector



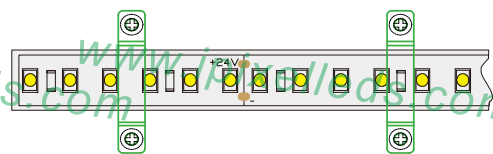
Peel off 3M tape



Stick the 3M



Install with clips



Fix with screws

Accessories (Excluded)



Screws



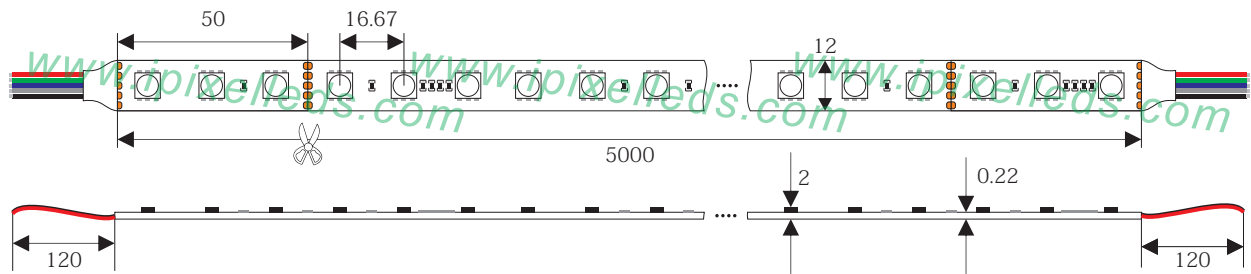
Silicone clip



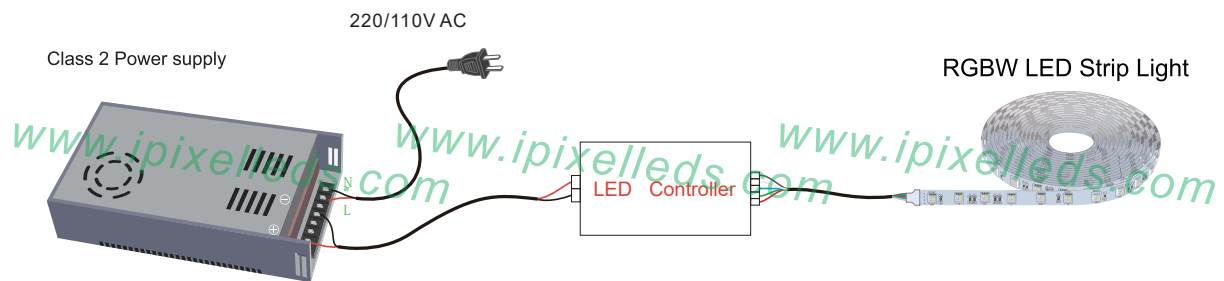
End cap



Outline Dimension (unit:mm)



Connection



NOTES

1. Please apply different IP rate products according to different environment conditions;
2. Only install with Class 2 power unit
3. Do not install it when power is on. Before powering on, please make sure the wiring is correct;
4. Avoiding damaging the circuit or other component on the strip;
5. Avoid dragging, do not over bending during installation;
6. In order to get the best lighting effect, please do not connect overlong;
7. Please do not stare at the light for along time when it is working to protect your eyes;
8. Installation required by a qualified electrician
9. Supply cable – R/C (AVLV2/8), external use style, rated minimum 300 V, 80 °C, minimum 22 AWG

X-ON Electronics

Largest Supplier of Electrical and Electronic Components

Click to view similar products for [LED Lighting Bars and Strips](#) category:

Click to view products by [IPIXEL LED](#) manufacturer:

Other Similar products are found below :

[ZLF0310W62524](#) [LF1D-F2F-2W-300](#) [00215258](#) [HH-SWW320F010W12-COB IP20](#) [HH-SWW320F010W24-COB IP20](#) [HH-SWW528F210W12-COB IP65](#) [HH-SG528F010W24-COB IP20](#) [LF2D-EN2F-2W-A](#) [LFBHL-SW827-24V-8S63-20](#) [N006120BC1LZ \(GOLDEN YELLOW\)](#) [S010060CB1LZ \(NEUTRAL WHITE IP65\)](#) [S010060CC1LZ \(WARM WHITE IP65\)](#) [2633830000](#) [HH-SX72F008W24-2835 CW WHITE PCB IP20](#) [HH-SX180F010W24 -2835 WW WHITE PCB IP20](#) [HH-SX72F008W24-2835 NW WHITE PCB IP20](#) [HH-SX144F008W24 -2835 NW WHITE PCB IP20](#) [HH-SX180F010W24 -2835 NW WHITE PCB IP20](#) [HH-SX144F008W24 -2835 CW WHITE PCB IP20](#) [HH-SX144F008W24 -2835 WW WHITE PCB IP20](#) [HH-SX180F010W24 -2835 CW WHITE PCB IP20](#) [N008120BB1LZ \(BLUE\)](#) [00219015](#) [10001611](#) [10001612](#) [10001613](#) [10001617](#) [10001618](#) [10001619](#) [10001622](#) [10001623](#) [10001655](#) [10001657](#) [10001664](#) [10001670](#) [10001675](#) [10001681](#) [10001683](#) [10001690](#) [PUUA-100LLL-NK2P](#) [QAUR1161L030](#) [HC-F12V-3535 PCBA](#) [HC-F12V-F50-3L-WS2811](#) [HC-F12V-WS2811-3535](#) [HC-F5V-144L-144LED-B-WS2813 IP20](#) [HC-F5V-144L-144LED-B-WS2813 IP65](#) [HC-F5V-144L-144LED-W-WS2813 IP20](#) [HC-F5V-30L-30LED-B-WS2813 IP20](#) [HC-F5V-30L-30LED-W-WS2813 IP20](#) [HC-F5V-60L-60LED-B-WS2813 IP20](#)