



SMD 5050 4 in 1 RGBW LED Strip-96leds



Product Description

Light source: 5050 Epistar SMD LEDs 4in one

Operating voltage: 12V/24V DC

Consumption watts per roll: 154W(Max)

IP 65 Strip thickness: 4mm

Entire roll LED quantity: 480pcs

Wire length: 150mm (at both end)

Packing: 5meter a roll



Flexible white PCB.

3M tape attached on back side of strip (IP20).

10pcs silicon clips & 10pcs screw on waterproof strip (without tape).

IP20 Non-waterproof/IP65 silicon tube waterproof.

CE and RoHS complian.



Product Datasheet


Product Number	S012096BC4PZ	S012096CC4PZ
Light Source	5050 RGB+white	
Beam Angle	120°	
LED Quantity	96 leds/m	
White CCT	6500K-7000K	
Beam Angle	140 deg	
CRI	80 Ra	
Operating Voltage	DC12V	DC24V
Power (W)	28W/M Avg	
Size (mm)	L 1000* W 12	
IP	IP 20/IP 65	
Net Weight	0.13kg/roll	
Operation Temperature	- 40 ~ 50 °C	

Application



Hotels ,restaurants, nights clubs, edge light

Recreational machines, playstation



Living rooms, coffee / wine bars, back lighting

TV, dancefloor background, shopping malls,

Strip IP Rate





Curve Lune

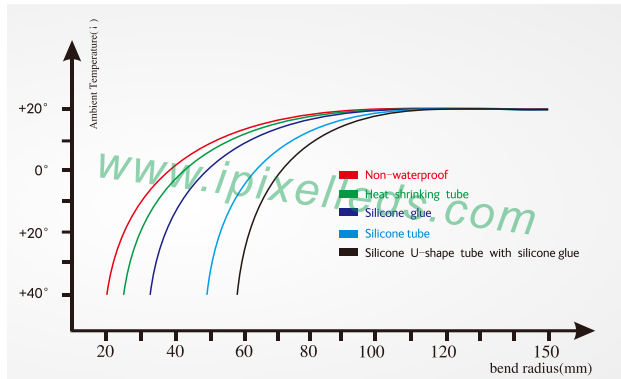

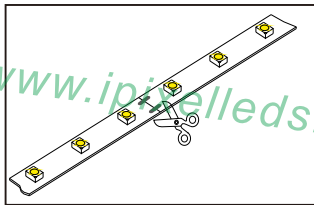


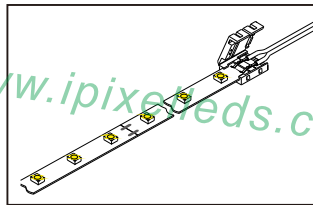
Diagram2: Bend Curve



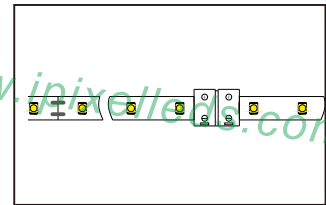
Installation



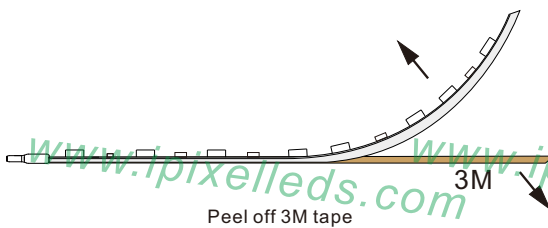
Cut in specific location




Put the PCB in the space between clip and connector, make the clips exactly aim at welding point



Close the cover of connector



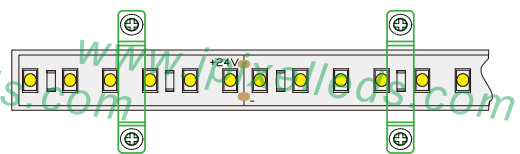
Peel off 3M tape



Stick the 3M



Install with clips



Fix with screws

Accessories (Excluded)



Screws



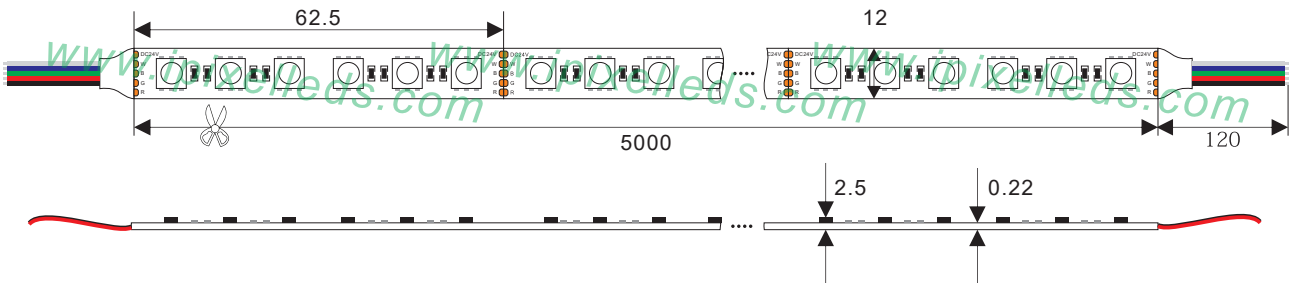
Silicone clip



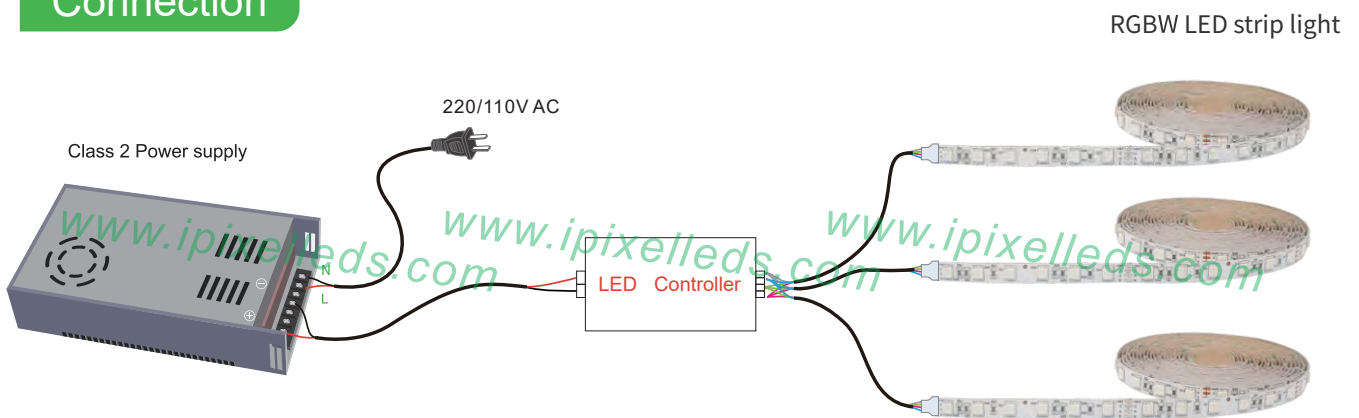
End cap



Outline Dimension (unit:mm)



Connection



NOTES

1. Please apply different IP rate products according to different environment conditions;
2. Only install with Class 2 power unit
3. Do not install it when power is on. Before powering on, please make sure the wiring is correct;
4. Avoiding damaging the circuit or other component on the strip;
5. Avoid dragging, do not over bending during installation;
6. In order to get the best lighting effect, please do not connect overlong;
7. Please do not stare at the light for along time when it is working to protect your eyes;
8. Installation required by a qualified electrician
9. Supply cable – R/C (AVLV2/8), external use style, rated minimum 300 V, 80 °C, minimum 22 AWG

X-ON Electronics

Largest Supplier of Electrical and Electronic Components

Click to view similar products for [LED Lighting Bars and Strips](#) category:

Click to view products by [IPIXEL LED](#) manufacturer:

Other Similar products are found below :

[ZLF0310W62524](#) [LF1D-F2F-2W-300](#) [00215258](#) [HH-SWW320F010W12-COB IP20](#) [HH-SWW320F010W24-COB IP20](#) [HH-SWW528F210W12-COB IP65](#) [HH-SG528F010W24-COB IP20](#) [LF2D-EN2F-2W-A](#) [LFBHL-SW827-24V-8S63-20](#) [N006120BC1LZ \(GOLDEN YELLOW\)](#) [S010060CB1LZ \(NEUTRAL WHITE IP65\)](#) [S010060CC1LZ \(WARM WHITE IP65\)](#) [2633830000](#) [HH-SX72F008W24-2835 CW WHITE PCB IP20](#) [HH-SX180F010W24 -2835 WW WHITE PCB IP20](#) [HH-SX72F008W24-2835 NW WHITE PCB IP20](#) [HH-SX144F008W24 -2835 NW WHITE PCB IP20](#) [HH-SX180F010W24 -2835 NW WHITE PCB IP20](#) [HH-SX144F008W24 -2835 CW WHITE PCB IP20](#) [HH-SX144F008W24 -2835 WW WHITE PCB IP20](#) [HH-SX180F010W24 -2835 CW WHITE PCB IP20](#) [N008120BB1LZ \(BLUE\)](#) [00219015](#) [10001611](#) [10001612](#) [10001613](#) [10001617](#) [10001618](#) [10001619](#) [10001622](#) [10001623](#) [10001655](#) [10001657](#) [10001664](#) [10001670](#) [10001675](#) [10001681](#) [10001683](#) [10001690](#) [PUUA-100LLL-NK2P](#) [QAUR1161L030](#) [HC-F12V-3535 PCBA](#) [HC-F12V-F50-3L-WS2811](#) [HC-F12V-WS2811-3535](#) [HC-F5V-144L-144LED-B-WS2813 IP20](#) [HC-F5V-144L-144LED-B-WS2813 IP65](#) [HC-F5V-144L-144LED-W-WS2813 IP20](#) [HC-F5V-30L-30LED-B-WS2813 IP20](#) [HC-F5V-30L-30LED-W-WS2813 IP20](#) [HC-F5V-60L-60LED-B-WS2813 IP20](#)