

Features

- Pure sin output wave, AVR mode,
- Wall mounted metal case,
- Synchronize with working mains voltage and frequency
- Automatic charger and inverter mode,
- Energy save mode,
- Many parameters to set in LCD user MENU.

Photo



Applications

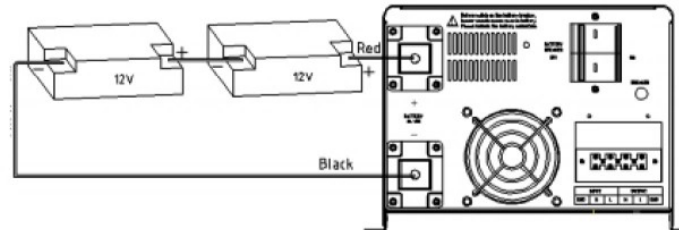
		
<p>Heating systems</p>	<p>Gas and solar systems</p>	<p>Security systems</p>
		
<p>Emergency lighting</p>	<p>Home electronics</p>	<p>Home automations</p>

Parametry techniczne

MODEL	IPS2500-SIN-WM	IPS3500-SIN-WM
Output power (apparent/active)	2500VA/2500W	3500VA/3500W
INPUT		
Input voltage	Rated: 230VAC Input voltage range: 156Vac – 294Vac	
Input frequency	50/60Hz ± 10% (autodetct)	
OUTPUT		
Output voltage	Mains mode: 182Vac – 253Vac, Battery mode: 230Vac +/- 5%,	
Frequency	50/60Hz ± 1% (auto-detect)	
Output waveform	Mains mode: pure sin, Battery mode: pure sin,	
Transfer time	Max.: 15 ms	
Output sockets	Screw terminal	
Efficiency	Mains mode: <95% Battery mode: <80%	
Power factor	1,0	
Loads	Resistance, inductive, capacitive, rectifiers	
Overload in mains mode	105% przez 300s, 110% przez 120s, 125% przez 60s, 150% przez 10s, przejście w tryb BYPASS	
Overload in battery mode	105% przez 300s, 110% przez 60s, 125% przez 10s, 150% przez 0,7s, wyłączenie przetwornicy	
BATTERY		
Battery type	Lead Acid VRLA voltage: 24V	
Charger current	1 - 50A * (default 20A)	1 - 60A * (default 20A)
Charger current level	1,2,3,4,5,6,7,8,9,10,15,20,25,30,35,40,45,50A	1,2,3,4,5,6,7,8,9,10,15,20,25,30,35,40,45,50,55,60 A
Boost voltage	28,8V Vdc	28,8V Vdc
Float voltage	27,4Vdc	27,4Vdc
End of discharge voltage	20,4Vdc	20,4Vdc
Eod level	19,2-23Vdc	19,2-23Vdc
Batteries capacity:	2szt 12V 26....400Ah in 24V system	2szt 12V 26....400Ah in 24V system
Battery cabel lenght:	None	None
Przekrój przewodów bateryjnych:	None	None
PROTECTINS		
Full protections	Overcurrent, short circuit, temperaturę, overvoltage, low discharge, over charge	
ENVIRONMENT		
Humidity	20~90% RH @ 0~40°C (non-condensate)	
Noise	Regulated fan speed	
DIMMENSIONS & WEIGHT		
Weight netto/brutto (kg)	32 / 34 kg	36 / 38 kg
Dimmensions width / depth / height (mm)	302 / 479 / 209	302 / 479 / 209
Package width / depth / height (mm)	353 / 582 / 287	353 / 582 / 287

*best charger current is 0,1C₂₀ capacity.



Battery connection:



Standard Accesories:

- instruction manual

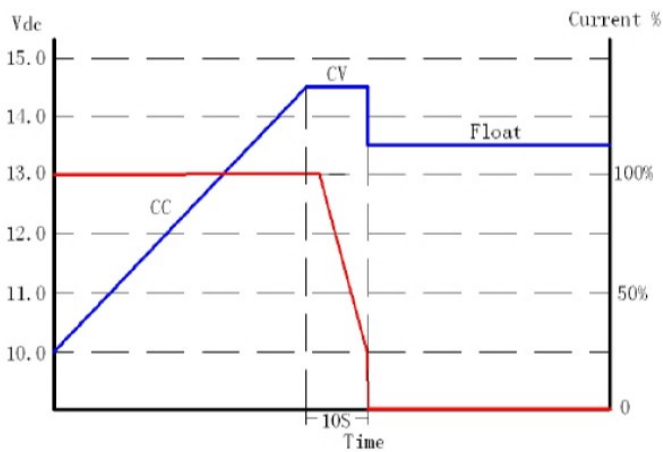
Additional accesories (options):

<p>- Akumulator AGM</p> 	<p>GLP 26-12 GLP 33-12 GLP 40-12 GLP 55-12 GLP 65-12 GLP 80-12 GLP 100-12 GLP 120-12 GLP 150-12 GLP 200-12</p>	<p>MB 26-12 MB 33-12 MB 40-12 MB 55-12 MB 65-12 MB 80-12 MB100-12 MB 120-12 MB 150-12 MB 200-12</p>	
---	--	---	---

Charger characteristic

3-stage charger : CC -> Boost CV -> Float.

- 1) Stage I – constant current, up to equalizing charge voltage
- 2) Stage II – constant voltage, time 10seconds
- 3) Stage III – floating voltage , after 10days recover



LCD MENU function description:

	Function	Description	Default value	Options
1	OUT	Rated output voltage of the inverter	230V	220V/230V/240V
2	HZ	Rated output frequency of the inverter	50Hz	50Hz/60Hz
3	B	Equalizing charge voltage	14,1V	13,6...15V
4	F	Floating charge voltage	13,5V	13,2...14,6V
5	E	End of discharge voltage	10,2V	9,6...11,5V
6	CUR	Charging current	10A	1,2,3,4,5,6,7,8,9,10,15,20,25,30A 35,40,45,50A (55,60A)
7	IECO	Inverter no-load ECO mode	No	No/Yes N/Y
8	INLS	Inverter no-load shutdown function	No	No/Yes N/Y
9	DCAU	DC auto restart function	No	No/Yes N/Y
10	ACAU	AC self-starting function	Yes	No/Yes N/Y
11	INP	Input power matching of the generator	120%	10%-120% rated power
12	INLS	Inverter shutdown load rate	3%	3%-50% rated power
13	T	DC auto restart time	1h	0,5h...8h
14	SAVE	Save and exit	-	No/Yes N/Y

X-ON Electronics

Largest Supplier of Electrical and Electronic Components

Click to view similar products for [Modular Power Supplies](#) category:

Click to view products by [IPS](#) manufacturer:

Other Similar products are found below :

[73-147-000](#) [73-270-000](#) [73-316-4020](#) [73-317-0005](#) [73-495-0333](#) [73-961-4086-G2](#) [GLD150-48-103-G](#) [PS3E-B12F](#) [PS3E-E12F](#) [AS300-MLF](#)
[OVS-12E](#) [OVS-12F](#) [OVS-12J](#) [OVS-15F](#) [OVS-15J](#) [IVS13Q2Q1F4LL030ANJCUNR32](#) [LB115S48KH](#) [FP2-PSA1](#) [PS3E-F12F](#) [IMP4-3O1-](#)
[2J1-05-B-662](#) [UPS40-3003](#) [LB240S48KH](#) [LMM409 CHASSIS](#) [ADNB008-48-1PM-C](#) [ADNB017-24-1PM-C](#) [ADNB040-24-1PM-C](#)
[VAS003ZG](#) [ADNB050-12-1PM-C](#) [ADNB040-15-1PM-C](#) [ADNB034-12-1PM-C](#) [73-166-000](#) [73-271-000](#) [73-961-4085-G2](#) [73-962-0001](#)
[OVS-15G](#) [1-155777G](#) [OVS-24F](#) [OVS-5F](#) [73-551-5086](#) [73-554-4047](#) [73-670-0001I](#) [73-713-001](#) [73-769-003](#) [73-954-0001C-G2](#) [73-951-](#)
[0001S-G2](#) [73-560-434](#) [73-180-0001I](#) [73-554-4045](#) [73-956-0001S-G2](#) [73-963-0048-G2](#)