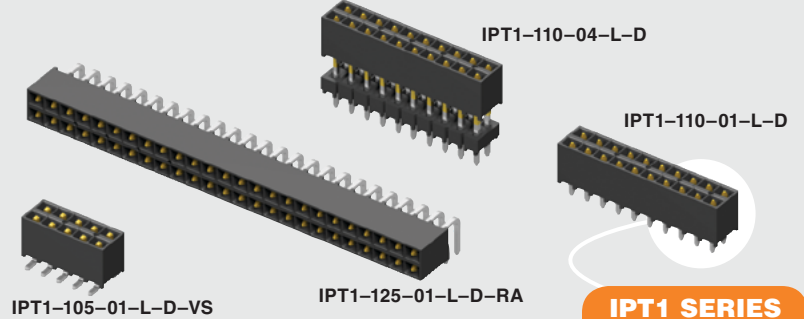


(2.54 mm) .100"



IPT1 SERIES

# SHROUDED POWER CONNECTOR SET

## SPECIFICATIONS

For complete specifications see [www.samtec.com?IPT1](http://www.samtec.com?IPT1)

**Insulator Material:**

Black LCP

**Contact Material:**

Phosphor Bronze

**Plating:**

Sn or Au over 50 μm (1.27 μm) Ni

**Operating Temp Range:**

-55 °C to +105 °C with Tin;

-55 °C to +125 °C with Gold

**Insertion Depth:**

(3.81 mm) .150" to

(6.48 mm) .255"

**Wiping Distance:**

(0.38 mm) .015"

**Voltage Rating:**

775 VAC/1095 VDC

**Standard Creepage:**

(2.49 mm) .098" (without -LC)

(1.28 mm) .050" (with -LC)

**Standard Clearance:**

(1.91 mm) .075" (without -LC)

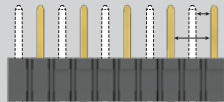
(0.91 mm) .036" (with -LC)

RoHS Compliant: Yes

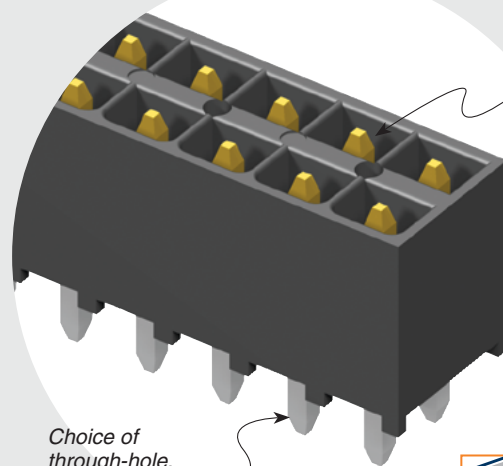
Mates with:

IPS1

### CREEPAGE AND CLEARANCE



Selectively loading contacts achieves customer specific creepage and clearance requirements. Contact [asp@samtec.com](mailto:asp@samtec.com)



Each pin individually shrouded for electrical and mechanical protection

(6.35 mm) .250"

Choice of through-hole, right-angle or surface mount

RUGGEDIZED BY SAMTEC

- Individually shrouded contacts
- Locking clip option

IPT1/IPS1	
PINS	CURRENT RATING (PER CONTACT)
1	5.9 A
2	4.8 A
3	4.1 A
4	3.6 A
50	2.3 A

**IPT1** - **1** NO. PINS PER ROW - **LEAD STYLE** - **PLATING OPTION** - **D** TAIL OPTION - **OTHER OPTION**

05, 10, 15, 20, 25 (Standard sizes)

Specify LEAD STYLE from chart

**-L**  
= 10 μm (0.25 μm) Gold on contact, Matte Tin on tail

**-A**  
= Alignment Pin (-VS only) (N/A with -LC)

**-RA**  
= Right-angle

**-VS**  
= Surface Mount

**-LC**  
= Locking Clip (Manual placement required) (-VS only) (N/A with -A)

**-K**  
= (6.00 mm) .236" DIA Polyimide film Pick & Place Pad (-VS only)

**-TR**  
= Tape & Reel Packaging (-VS only)

## PROCESSING

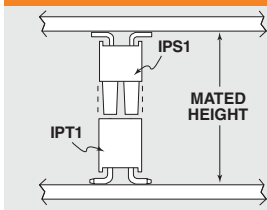
**Lead-Free Solderable:** Yes  
**SMT Lead Coplanarity:** (0.13 mm) .005" max (05-10)\* (0.15 mm) .006" max (15-25)\*  
 \*(.004" stencil solution may be available; contact [IPG@samtec.com](mailto:IPG@samtec.com))

## RECOGNITIONS

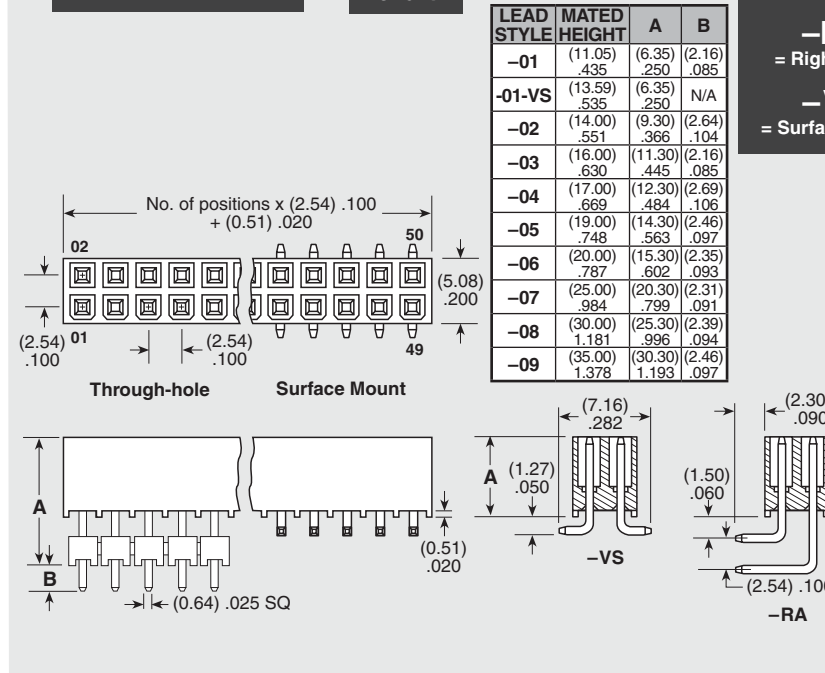
For complete scope of recognitions see [www.samtec.com/quality](http://www.samtec.com/quality)



## APPLICATION



**Note:** Some sizes, styles and options are non-standard, non-returnable.



LEAD STYLE	MATED HEIGHT	A	B
-01	(11.05) .435	(6.35) .250	(2.16) .085
-01-VS	(13.59) .535	(6.35) .250	N/A
-02	(14.00) .551	(9.30) .366	(2.64) .104
-03	(16.00) .630	(11.30) .445	(2.16) .085
-04	(17.00) .669	(12.30) .484	(2.69) .106
-05	(19.00) .748	(14.30) .563	(2.46) .097
-06	(20.00) .787	(15.30) .602	(2.35) .093
-07	(25.00) .984	(20.30) .799	(2.31) .091
-08	(30.00) 1.181	(25.30) .996	(2.39) .094
-09	(35.00) 1.378	(30.30) 1.193	(2.46) .097

## ALSO AVAILABLE (MOQ Required)

- Other sizes
- Other platings
- Latching feature
- No. 1 position polarized

Due to technical progress, all designs, specifications and components are subject to change without notice.

## X-ON Electronics

Largest Supplier of Electrical and Electronic Components

*Click to view similar products for [Power to the Board](#) category:*

*Click to view products by [Samtec](#) manufacturer:*

Other Similar products are found below :

[10131318-08512GRLF](#) [6450171-4](#) [6450552-7](#) [6600323-8](#) [6643429-1](#) [6646040-2](#) [6651939-1](#) [6766604-1](#) [120959-1](#) [1393557-2](#) [1393532-2](#)  
[1393532-3](#) [1393532-4](#) [1393557-1](#) [1600812-5](#) [1-6450861-2](#) [1645595-1](#) [1743490-1](#) [1744132-7](#) [1761122-1](#) [1766169-1](#) [1766250-1](#) [18362](#)  
[1892109-1](#) [1-967627-6](#) [2226808-1](#) [2-6450860-5](#) [2-6450860-6](#) [2-6450870-0](#) [93003-0502](#) [953552-1](#) [1-6450161-4](#) [1-6450850-6](#) [1645526-2](#) [1-](#)  
[6600130-0](#) [1743419-1](#) [1766150-1](#) [2005243-2](#) [211110-1](#) [2-6600130-2](#) [TE34-12-16P-F0](#) [5-6450830-6](#) [5646956-4](#) [36662-0005](#) [40585-3000](#) [4-](#)  
[6450830-9](#) [4-6600333-3](#) [51142-0214](#) [10134048-911LF](#) [10123159-301LF](#)