

Customer Part:



Description

- LVDS output crystal oscillator in a hermetically sealed ceramic package with a seam sealed metal lid.
- Model IQXO-618-25
- Model Issue number 2

Frequency Parameters

- Frequency 100.0MHz
- Frequency Stability $\pm 50.00\text{ppm}$
- Operating Temperature Range -40.00 to 105.00°C
- Ageing $\pm 3\text{ppm}$ max per year at 25°C

Electrical Parameters

- Supply Voltage $2.5\text{V} \pm 5\%$
- Current Draw 50.000mA

Output Details


- Output Compatibility LVDS
- Drive Capability 100Ω
- Rise & Fall Time (20 - 80%) 0.5ns max
- Duty Cycle 45/55%
- Differential Output Voltage (VOD): 0.247V min, 0.33V typ, 0.454V max
- Offset Voltage (VOS): 1.125V min, 1.250V typ, 1.375V max.
- Output Voltage Levels:
Output Low (VOL): 0.9V min
Output High (VOH): 1.6V max

Output Control

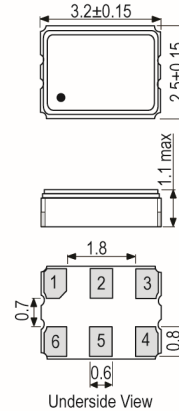
- Standby Operation:
Logic '1' ($\geq 70\% V_s$) to pad 1 enables oscillator output.
Logic '0' ($\leq 30\% V_s$) to pad 1 disables oscillator output; when disabled the oscillator output goes to the high impedance state.
No connection to pad 1 enables oscillator output.
- Start-Up Time: 10ms max
- Standby Current: $10\mu\text{A}$ max

Noise Parameters

- Phase Jitter (12kHz to 20MHz): 1ps rms max

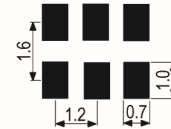


Outline (mm)



- Pad Connections
1. Standby Operation
 2. N/C
 3. GND
 4. Output +
 5. Output -
 6. +Vs

Solder Pad Layout



Sales Office Contact Details:

UK: +44 (0)1460 270200
Germany: 0800 1808 443

France: 0800 901 383
USA: +1.760.318.2824

Email: info@iqdfrequencyproducts.com
Web: www.iqdfrequencyproducts.com

Customer Part:**Environmental Parameters**

- Storage Temperature Range: -55 to 125°C
- Drop Test (JIS-C0044): the specimen is measured for frequency before the test. It is then dropped from a height of 100cm min as a free fall object onto a hard wooden plate of thickness 30mm min.
- Vibration (MIL-STD-883F : 2007.3): the specimen is measured for frequency before the test. Test in X,Y and Z axes for the vibration test. Frequency range: 20~2000Hz, peak to peak amplitude: 1.52mm, peak acceleration: 20G, sweep time: 20 minute/axis, pendicular total test time: 4 hours.
- Low Temp Exposure (JIS-C0020): the specimen is measured for frequency before the test. Expose device to -40°C±3°C for 168±6 hours. Measure electrical performance after leaving 1~2 hours at room temperature.
- Ageing Test (JIS-C0021): the specimen is measured for frequency before the test. Expose device to +125°C±3°C for 720±48 hours. Measure electrical performance after leaving 1~2 hours at room temperature.
- High Temperature and Humidity (MIL-STD-883F : 1004.7): the specimen is measured for frequency before the test. Expose device to +85°C±5°C and 85±5% humidity for 168±6 hours. Measure electrical performance after leaving 1~2 hours at room temperature.
- Temperature Cycle Test (MIL-STD-883F : 1010.8): the specimen is measured for frequency before the test. Expose device to 100 cycles of:
Low temp: -55°C±3°C for 15±3 min
Ramp up to high temp: 2-3 mins
High temp: +125°C±3°C for 15±3 min
Ramp down to low temp: 2-3 mins
Measure electrical performance after leaving 1~2 hours at room temperature.
- RoHS Terminations
- RoHS Reflow Temp 260°C max for 10s max

Compliance

- RoHS Status (2015/863/EU) Compliant
- REACH Status Compliant
- MSL Rating (JDEC-STD-033): Not Applicable

Packaging Details

- Pack Style: RL3K Tape & reel in accordance with EIA-481-D
Pack Size: 3,000
- *Alternative packing option available*

Sales Office Contact Details:

UK: +44 (0)1460 270200
Germany: 0800 1808 443

France: 0800 901 383
USA: +1.760.318.2824

Email: info@iqdfrequencyproducts.com
Web: www.iqdfrequencyproducts.com

X-ON Electronics

Largest Supplier of Electrical and Electronic Components

Click to view similar products for [Standard Clock Oscillators](#) category:

Click to view products by [IQD](#) manufacturer:

Other Similar products are found below :

[601252](#) [F335-25](#) [F535L-33.333](#) [F535L-50](#) [ECS-2018-160-BN-TR](#) [MXO45HS-2C-66.6666MHZ](#) [SiT1602BI-22-33E-50.000000E](#) [SiT8209AI-32-33E-125.000000](#) [SIT8918AA-11-33S-50.000000G](#) [SM4420TEV-40.0M-T1K](#) [F335-24](#) [F335-40](#) [F535L-10](#) [F535L-12](#) [F535L-16](#) [F535L-24](#) [F535L-27](#) [F535L-48](#) [PE7744DW-100.0M](#) [CSX-750FCC14745600T](#) [ASF1-3.686MHZ-N-K-S](#) [XO57CTECNA3M6864](#) [ECS-2100A-147.4](#) [601251](#) [EP16E7E2H26.000MTR](#) [SIT8918AA-11-33S-16.000000G](#) [XO3003](#) [9120AC-2D2-33E212.500000](#) [9102AI-243N25E100.00000](#) [8208AC-82-18E-25.00000](#) [ASDK2-32.768KHZ-LR-T3](#) [8008AI-72-XXE-24.545454E](#) [8004AC-13-33E-133.33000X](#) [AS-4.9152-16-SMD-TR](#) [ASFL1-48.000MHZ-LC-T](#) [SIT8920AM-31-33E-25.0000](#) [DSC1028DI2-019.2000](#) [9121AC-2C3-25E100.00000](#) [9102AI-233N33E100.00000X](#) [9102AI-233N25E200.00000](#) [9102AI-232H25S125.00000](#) [9102AI-133N25E200.00000](#) [9102AC-283N25E200.00000](#) [9001AC-33-33E1-30.000](#) [3921AI-2CF-33NZ125.000000](#) [5730-1SF](#) [PXA000010](#) [8003AI-12-33S-40.00000Y](#) [1602BI-13-33S-19.200000E](#) [8208AI-2F-18E-25.000000X](#)