

Customer Part:



Description

- The IQXT-270-4 temperature compensated crystal oscillator (TCXO) employs an analogue ASIC for the oscillator and a high order temperature compensation circuit in a 2.0 x 1.6mm size package.
- Model IQXT-270-4
- Model Issue number 1

Frequency Parameters


- Frequency 19.20MHz
- Frequency Tolerance $\pm 1.00\text{ppm}$
- Frequency Stability $\pm 0.50\text{ppm}$
- Operating Temperature Range -30.00 to 85.00°C
- Ageing $\pm 0.7\text{ppm}$ max per year at 25°C
- Frequency Tolerance: Offset from nominal frequency measured at 25°C $\pm 2^\circ\text{C}$.
- Reflow Shift (two consecutive reflows as per profile after 1 hour relaxation at 25°C): $\pm 1\text{ppm}$ max
- Frequency Stability: Referenced to the midpoint between minimum and maximum frequency value over the specified temperature range (note 1).
- Frequency Slope (temperature range -10 to 60°C. Tested to a minimum of one frequency reading every 2°C - note 1): $0.05\text{ppm}/^\circ\text{C}$ max
- Frequency Drift (calculated from frequency slope with temperature varied at a maximum of 1.92°C/min (0.032°C/s) over -10°C to 60°C, Note 5): 1.6ppb/sec max
- Frequency Slope (temperature range -30°C to 85°C. Tested to a minimum of 1 frequency reading every 2°C Note 1): $0.1\text{ppm}/^\circ\text{C}$ max
- Frequency Drift (calculated from frequency slope with temperature varied at a maximum of 0.96°C/min (0.016°C/s) over -30°C to 85°C, Note 5): 1.6ppb/sec max
- Small thermal cycle frequency slope (measured at 0.5°C intervals over any 5°C heating and 5°C cooling cycle, at a minimum rate of 1°C/minute within the operating temperature range, Note 6): 50ppb/°C max
- Small thermal cycle hysteresis (difference in frequency measurements over any 5°C heating and 5°C cooling cycle, at a minimum rate of 1°C/minute within the operating temperature range): 50ppb pk-pk max
- Supply Voltage Variation ($\pm 5\%$ change at 25°C): $\pm 0.1\text{ppm}$ max
- Load Variation ($\pm 10\%$ change at 25°C - note 2): $\pm 0.2\text{ppm}$ max

Electrical Parameters

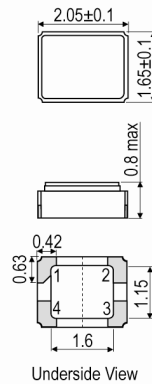
- Supply Voltage 1.8V $\pm 5\%$
- Current Draw 1.500mA
- Supply Current (at Vs max - note 2): 1.5mA max

Output Details

- Output Compatibility Clipped Sine
- Drive Capability 10k Ω /10pF $\pm 10\%$
- Output Voltage Level (at Vs min - note 2): 0.8V pk-pk min
- Output: DC coupled (note 3)



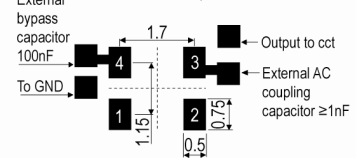
Outline (mm)



Pad Connections

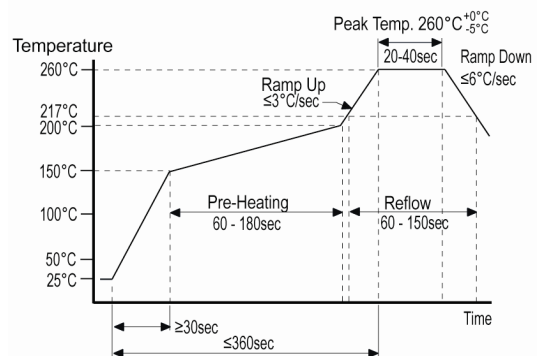
1. GND / N/C
2. GND
3. Output
4. +Vs

Solder Pad Layout



Recommend no tracks, including plains under the device.

Pb-Free Reflow



Sales Office Contact Details:

UK: +44 (0)1460 270200
Germany: 0800 1808 443

France: 0800 901 383
USA: +1.760.318.2824

Email: info@iqdfrequencyproducts.com
Web: www.iqdfrequencyproducts.com

Customer Part:**Noise Parameters**

- Phase Noise at 25°C (typical):
 - 64dBc/Hz @ 1Hz
 - 93dBc/Hz @ 10Hz
 - 118dBc/Hz @ 100Hz
 - 137dBc/Hz @ 1kHz
 - 149dBc/Hz @ 10kHz
 - 151dBc/Hz @ 100kHz
- Phase Noise at 25°C (max):
 - 57dBc/Hz @ 1Hz
 - 86dBc/Hz @ 10Hz
 - 111dBc/Hz @ 100Hz
 - 133dBc/Hz @ 1kHz
 - 144dBc/Hz @ 10kHz
 - 148dBc/Hz @ 100kHz

Environmental Parameters

- Shock: MIL-STD-202 M213 (note 4): Half sine-wave acceleration of 3000G peak amplitude, duration 0.3ms, velocity 12.3ft/s.
- Moisture Resistance: MIL-STD-202 M106g (note 4): 1000 hours at 85°C, 85% relative humidity. Biased.
- Thermal Cycling: JESD22 Method JA-104C (note 4): 1000 temperature cycles, where each cycle consists of a 25 minutes soak time at -40°C followed by a 25 minute soak time at 85°C, with a 60 second maximum transition time between temperatures. Air to air transition.
- Vibration: JESD22-B103-B (also see note 4): 10G peak acceleration for 20 minutes 12 cycles in each of the 3 orientations, swept from 10-2000Hz.
- Storage Temperature Range: -40 to 85°C

Manufacturing Details

- Maximum Process Temperature: 260°C (40secs max)
- Note 1: Parts should be shielded from drafts causing unexpected thermal gradients. Temperature changes due to ambient air currents can lead to short term frequency drift.
- Note 2: Specified for the load stated in Output Details above, at 25°C.
- Note 3: External AC coupling capacitor required; 1nF or greater recommended.
- Note 4: Frequency shift of ±1ppm max after environmental conditions.
- Note 5: Frequency drift rate is calculated from the equation $\text{ppb/s} = \text{°C/s} \times \text{ppb/°C}$
- Note 6: Discard the first 0.5°C interval of each heating and cooling cycle

Compliance

- RoHS Status (2015/863/EU) Compliant
- REACH Status Compliant
- MSL Rating (JDEC-STD-033): Not Applicable

Packaging Details

- Pack Style: *Cutt* In tape, cut from a reel
Pack Size: 100
- *Alternative packing option available*

Sales Office Contact Details:

UK: +44 (0)1460 270200
Germany: 0800 1808 443

France: 0800 901 383
USA: +1.760.318.2824

Email: info@iqdfrequencyproducts.com
Web: www.iqdfrequencyproducts.com

X-ON Electronics

Largest Supplier of Electrical and Electronic Components

Click to view similar products for [TCXO Oscillators](#) category:

Click to view products by [IQD](#) manufacturer:

Other Similar products are found below :

[SiT5000AI-3D-33E0-10.000000X](#) [THD3031035LK280005-10.0M](#) [AST3TDATAACJ5-10.0000MHz](#) [AST3TDATAACJ5-20.0000MHz](#)
[AST3TDA53TACJ2-19.2000MHz](#) [AST3TDA53TACJ2-38.8800MHz](#) [AST3TDATAACJ5-19.2000MHz](#) [AST3TDATAACJ5-38.8800MHz](#)
[SiT5155AI-FK-33E0-10.000000F](#) [CVT32-10.000](#) [SIT5356AI-FQ-33E0-25.000000X](#) [SIT5357AI-FQ-33N0-100.000000X](#) [DS32KHZSN+T&R](#)
[XTCLH25M000THJA0P0](#) [LFTCXO075793Cutt](#) [LFTCXO077229Cutt](#) [LFPTXO000002Bulk](#) [LFTCXO077228Cutt](#) [LFTCXO077230Cutt](#)
[LFTCXO075792Cutt](#) [AST3TQ53-T-10.000MHz-5-C](#) [ATX-11-F-26.000MHz-F05-T](#) [ATX-11-F-27.000MHz-F05-T](#) [ATX-12-F-32.000MHz-](#)
[F05-T](#) [ATX-13-F-26.000MHz-F05-T](#) [I538-2O7- 25.000 MHz](#) [I537-2O7- 39.000 MHz](#) [I537-2O7- 25.000 MHz](#) [ECS-TXO-2016-33-320-TR](#)
[ECS-TXO-2016-33-120-TR](#) [ECS-TXO-2016-33-250-TR](#) [ECS-TXO-2016-33-200-TR](#) [ECS-TXO-20CSMV-AC-260-AY-TR](#) [TG2016SMN](#)
[26.0000M-MCGNNM0](#) [TG2016SMN 25.0000M-MCGNNM0](#) [TG2016SMN 25.0000M-MCGNNM3](#) [TG2520SMN 16.0000M-MCGNNM0](#)
[TG2520SMN 25.0000M-MCGNNM0](#) [TG2520SMN 40.0000M-ECGNNM0](#) [TG2520SMN 24.0000M-ECGNNM0](#) [TG2520SMN 20.0000M-](#)
[MCGNNM0](#) [TG2520SMN 30.0000M-ECGNNM0](#) [TG2520SMN 30.000M-MCGNNM0](#) [TG2520SMN 27.0000M-MCGNNM3](#) [TG2520SMN](#)
[32.0000M-MCGNNM3](#) [TG2520SMN 32.0000M-ECGNNM3](#) [LFPTXO000001Bulk](#) [LFTCXO063711BULK](#) [LFTCXO063713BULK](#)
[LFTCXO063715BULK](#)