

Customer Part:



Description

- The IQXT-274-6 employs an analogue IC for the oscillator and temperature compensation. The crystal is surface mounted on top of the ceramic IC carrier. The segregation of the crystal from the oscillator further improves the reliability of the product.
- Model IQXT-274-6
- Model Issue number 1

Frequency Parameters

- Frequency 19.20MHz
- Frequency Tolerance $\pm 1.00\text{ppm}$
- Frequency Stability $\pm 0.50\text{ppm}$
- Operating Temperature Range -30.00 to 85.00°C
- Ageing $\pm 2\text{ppm}$ max over 1 year @ 25°C
- Frequency Tolerance: Offset from nominal frequency measured at $25^\circ\text{C} \pm 2^\circ\text{C}$.
- Reflow shift (two consecutive reflows as per profile after 1 hour recovery at 25°C): $\pm 1\text{ppm}$ max
- Frequency Stability: Referenced to the midpoint between minimum and maximum frequency value over the specified temperature range, note 1
- Frequency slope: (temperature range -10°C to 60°C . Tested to a minimum of 1 frequency reading every 2°C , note 1): $0.05\text{ppm}/^\circ\text{C}$ max
- Frequency drift: (calculated from frequency slope with temperature varied at a maximum of $1.92^\circ\text{C}/\text{min}$ ($0.032^\circ\text{C}/\text{s}$) over -10°C to 60°C , note 5): $1.6\text{ppb}/\text{sec}$ max
- Frequency slope (temperature range -30°C to 85°C . Tested to a minimum of 1 frequency reading every 2°C , note 1): $0.1\text{ppm}/^\circ\text{C}$ max
- Frequency drift: (calculated from frequency slope with temperature varied at a maximum of $0.96^\circ\text{C}/\text{min}$ ($0.016^\circ\text{C}/\text{s}$) over -30°C to 85°C , note 5): $1.6\text{ppb}/\text{sec}$ max
- Small thermal cycle frequency slope (measured at 0.5°C intervals over any 5°C heating and 5°C cooling cycle, at a minimum rate of $1^\circ\text{C}/\text{minute}$ within the operating temperature range, note 6): $50\text{ppb}/^\circ\text{C}$ max
- Small thermal cycle hysteresis (difference in frequency measurements over any 5°C heating and 5°C cooling cycle, at a minimum rate of $1^\circ\text{C}/\text{minute}$ within the operating temperature range): 50ppb pk-pk max
- Supply Voltage Variation ($\pm 5\%$ change, at 25°C): $\pm 0.1\text{ppm}$ max
- Load Variation ($\pm 10\%$ change): $\pm 0.2\text{ppm}$ max

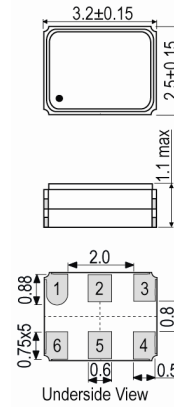
Electrical Parameters

- Supply Voltage $2.85\text{V} \pm 5\%$
- Current Draw 2.000mA
- Supply Current: (at V_s max)

Output Details

- Output Compatibility Clipped Sine
- Drive Capability $10\text{k}\Omega//10\text{pF} \pm 10\%$
- Output: DC coupled (note 4)
- Output Voltage Level (at V_s min): 0.8V pk-pk min

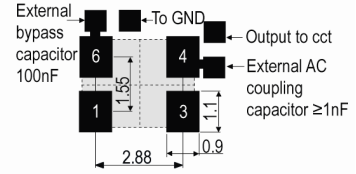
Outline (mm)



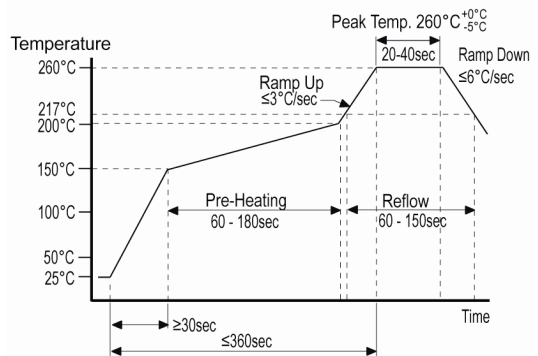
Pad Connections

1. GND
2. NC
3. GND
4. Output
5. NC
6. +Vs

Solder Pad Layout
Note: recommend no tracks inc plains under device



Pb-Free Reflow



Sales Office Contact Details:

UK: +44 (0)1460 270200
Germany: 0800 1808 443

France: 0800 901 383
USA: +1.760.318.2824

Email: info@iqdfrequencyproducts.com
Web: www.iqdfrequencyproducts.com

Customer Part:**Noise Parameters**

- Phase Noise (typ at 25°C):
 - 62dBc/Hz @ 1Hz
 - 90dBc/Hz @ 10Hz
 - 115dBc/Hz @ 100Hz
 - 135dBc/Hz @ 1kHz
 - 147dBc/Hz @ 10kHz
 - 149dBc/Hz @ 100kHz
- Phase Noise (max at 25°C):
 - 57dBc/Hz @ 1Hz
 - 86dBc/Hz @ 10Hz
 - 111dBc/Hz @ 100Hz
 - 133dBc/Hz @ 1kHz
 - 144dBc/Hz @ 10kHz
 - 148dBc/Hz @ 100kHz

Environmental Parameters

- Shock: Half sine-wave acceleration of 100G peak amplitude for 11ms duration, 3 cycles each plane.
- Humidity: after 48 hours at 85°C±2°C 85% relative humidity non-condensing.
- Thermal shock: exposed at -40°C for 30 minutes then to 85°C for 30 minutes constantly for a period of 5 days.
- Storage Temperature Range: -40 to 85°C

Manufacturing Details

- Note 1: Parts should be shielded from drafts causing unexpected thermal gradients. Temperature changes due to ambient air currents can lead to short term frequency drift.
- Note 2: Specified for the load stated in the Output Details section, at 25°C.
- Note 3: The unit will operate on any voltage between minimum and maximum values.
- Note 4: External AC-Coupling capacitor required. 1nF or greater recommended.
- Note 5: Frequency drift rate is calculated from the equation $\text{ppb/s} = \text{°C/s} \times \text{ppb/°C}$
- Note 6: Discard the first 0.5°C interval of each heating and cooling cycle.

Compliance

- RoHS Status (2015/863/EU) Compliant
- REACH Status Compliant
- MSL Rating (JDEC-STD-033): Not Applicable

Packaging Details

- Pack Style: Cutt In tape, cut from a reel
Pack Size: 100
- Alternative packing option available

Sales Office Contact Details:

UK: +44 (0)1460 270200
Germany: 0800 1808 443

France: 0800 901 383
USA: +1.760.318.2824

Email: info@iqdfrequencyproducts.com
Web: www.iqdfrequencyproducts.com

X-ON Electronics

Largest Supplier of Electrical and Electronic Components

Click to view similar products for [TCXO Oscillators](#) category:

Click to view products by [IQD](#) manufacturer:

Other Similar products are found below :

[SiT5000AI-3D-33E0-10.000000X](#) [THD3031035LK280005-10.0M](#) [AST3TDATAACJ5-10.0000MHz](#) [AST3TDATAACJ5-20.0000MHz](#)
[AST3TDA53TACJ2-19.2000MHz](#) [AST3TDA53TACJ2-38.8800MHz](#) [AST3TDATAACJ5-19.2000MHz](#) [AST3TDATAACJ5-38.8800MHz](#)
[SiT5155AI-FK-33E0-10.000000F](#) [CVT32-10.000](#) [SIT5356AI-FQ-33E0-25.000000X](#) [SIT5357AI-FQ-33N0-100.000000X](#) [DS32KHZSN+T&R](#)
[XTCLH25M000THJA0P0](#) [LFTCXO075793Cutt](#) [LFTCXO077229Cutt](#) [LFPTXO000002Bulk](#) [LFTCXO077228Cutt](#) [LFTCXO077230Cutt](#)
[LFTCXO075792Cutt](#) [AST3TQ53-T-10.000MHz-5-C](#) [ATX-11-F-26.000MHz-F05-T](#) [ATX-11-F-27.000MHz-F05-T](#) [ATX-12-F-32.000MHz-](#)
[F05-T](#) [ATX-13-F-26.000MHz-F05-T](#) [I538-2O7- 25.000 MHz](#) [I537-2O7- 39.000 MHz](#) [I537-2O7- 25.000 MHz](#) [ECS-TXO-2016-33-320-TR](#)
[ECS-TXO-2016-33-120-TR](#) [ECS-TXO-2016-33-250-TR](#) [ECS-TXO-2016-33-200-TR](#) [ECS-TXO-20CSMV-AC-260-AY-TR](#) [TG2016SMN](#)
[26.0000M-MCGNNM0](#) [TG2016SMN 25.0000M-MCGNNM0](#) [TG2016SMN 25.0000M-MCGNNM3](#) [TG2520SMN 16.0000M-MCGNNM0](#)
[TG2520SMN 25.0000M-MCGNNM0](#) [TG2520SMN 40.0000M-ECGNNM0](#) [TG2520SMN 24.0000M-ECGNNM0](#) [TG2520SMN 20.0000M-](#)
[MCGNNM0](#) [TG2520SMN 30.0000M-ECGNNM0](#) [TG2520SMN 30.000M-MCGNNM0](#) [TG2520SMN 27.0000M-MCGNNM3](#) [TG2520SMN](#)
[32.0000M-MCGNNM3](#) [TG2520SMN 32.0000M-ECGNNM3](#) [LFPTXO000001Bulk](#) [LFTCXO063711BULK](#) [LFTCXO063713BULK](#)
[LFTCXO063715BULK](#)